

Special Pay Tables

Report run on: January 16, 2007 2:56 PM

Page 1 of 191

PPS: ATL007203 OPM: 0072 CLERICAL AND SUPPORT Path: ZS Effective: 07-JAN-07

Prev. Yr Rate .151 Curr. Yr Rate: .1589 Loc. Diff: 1.00686 Gen. Inc.: 1.7 Issued: 21-DEC-06

Band	I	II	III	IV	V
GS Range	1-2	3-4	5-6	7-8	9-10
Interval					
01	23,527 - 23,576	26,521 - 30,338	29,893 - 35,732	36,783 - 43,973	44,993 - 53,624
02	23,577 - 26,803	30,339 - 33,201	35,733 - 40,111	43,974 - 49,366	53,625 - 60,097
03	26,804 - 28,954	33,202 - 35,110	40,112 - 43,030	49,367 - 52,961	60,098 - 64,412
04	28,955 - 29,823	35,111 - 36,163	43,031 - 44,321	52,962 - 54,550	64,413 - 66,344
05	29,824 - 30,718	36,164 - 37,248	44,322 - 45,651	54,551 - 56,187	66,345 - 68,334

Series:

0356

Titles:

Cities:

Counties:

CLAYTON GA 13 0000 063

COBB GA 13 0000 067

DE KALB GA 13 0000 089

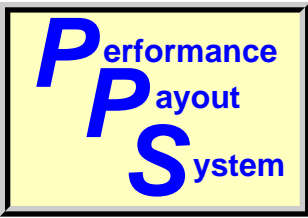
DOUGLAS GA 13 0000 097

FULTON GA 13 0000 121

GWINNETT GA 13 0000 135

ROCKDALE GA 13 0000 247

Locality Area: Atlanta-Sandy Springs-Gainesville, GA-AL



Special Pay Tables

Report run on: January 16, 2007 2:56 PM

Page 2 of 191

PPS: ATL030501

OPM: 0305 PROFESSIONAL

Path: ZP

Effective:

07-JAN-07

Prev. Yr Rate .151

Curr. Yr Rate: .1589

Loc. Diff: 1.00686

Gen. Inc.: 1.7

Issued: 21-DEC-06

Band	I	II	III	IV	V
GS Range	1-6	7-10	11-12	13-14	15-15
Interval					
01	0 - 0	36,783 - 49,063	54,438 - 67,943	77,590 - 96,079	107,851 - 122,231
02	29,893 - 37,751	49,064 - 58,272	67,944 - 78,072	96,080 - 109,946	122,232 - 133,015
03	37,752 - 43,030	58,273 - 64,412	78,073 - 84,825	109,947 - 119,191	133,016 - 140,205
04	43,031 - 44,321	64,413 - 66,344	84,826 - 87,370	119,192 - 122,767	140,206 - 144,411
05	44,322 - 45,651	66,345 - 68,334	87,371 - 89,991	122,768 - 126,450	144,412 - 145,400

Series:

0690

Titles:

Cities:

Counties:

Barrow Co. GA 13 0000 013

Carroll Co. GA 13 0000 045

Clayton Co. GA 13 0000 063

Dawson Co. GA 13 0000 085

Fayette Co. GA 13 0000 113

Gwinnett Co. GA 13 0000 135

Heard Co. GA 13 0000 149

Lamar Co. GA 13 0000 171

Paulding Co. GA 13 0000 223

Polk Co. GA 13 0000 233

Troup Co. GA 13 0000 285

Bartow Co. GA 13 0000 015

Chambers Co. AL 01 0000 017

Cobb Co. GA 13 0000 067

DeKalb Co. GA 13 0000 089

Forsyth Co. GA 13 0000 117

Hall Co. GA 13 0000 139

Henry Co. GA 13 0000 151

Meriwether Co. GA 13 0000 199

Pickens Co. GA 13 0000 227

Rockdale Co. GA 13 0000 247

Upson Co. GA 13 0000 293

Butts Co. GA 13 0000 035

Cherokee Co. GA 13 0000 057

Coweta Co. GA 13 0000 077

Douglas Co. GA 13 0000 097

Fulton Co. GA 13 0000 121

Haralson Co. GA 13 0000 143

Jasper Co. GA 13 0000 159

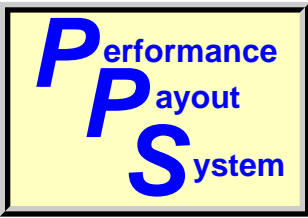
Newton Co. GA 13 0000 217

Pike Co. GA 13 0000 231

Spalding Co. GA 13 0000 255

Walton Co. GA 13 0000 297

Locality Area: Atlanta-Sandy Springs-Gainesville, GA-AL



Special Pay Tables

Report run on: January 16, 2007 2:56 PM

Page 3 of 191

PPS: ATL041401

OPM: 0414 PROFESSIONAL

Path: ZP

Effective:

07-JAN-07

Prev. Yr Rate .151

Curr. Yr Rate: .1589

Loc. Diff: 1.00686

Gen. Inc.: 1.7

Issued: 21-DEC-06

Band	I	II	III	IV	V
GS Range	1-6	7-10	11-12	13-14	15-15
Interval					
01	0 - 0	41,262 - 51,551	54,438 - 67,943	77,590 - 96,079	107,851 - 122,231
02	33,309 - 37,751	51,552 - 59,268	67,944 - 78,072	96,080 - 109,946	122,232 - 133,015
03	37,752 - 43,030	59,269 - 64,412	78,073 - 84,825	109,947 - 119,191	133,016 - 140,205
04	43,031 - 44,321	64,413 - 66,344	84,826 - 87,370	119,192 - 122,767	140,206 - 144,411
05	44,322 - 45,651	66,345 - 68,334	87,371 - 89,991	122,768 - 126,450	144,412 - 145,400

Series:

0801
0861

0808
0871

0810
0896

0819

0830

Titles:

Cities:

Counties:

Barrow Co. GA 13 0000 013

Carroll Co. GA 13 0000 045

Clayton Co. GA 13 0000 063

Dawson Co. GA 13 0000 085

Fayette Co. GA 13 0000 113

Gwinnett Co. GA 13 0000 135

Heard Co. GA 13 0000 149

Lamar Co. GA 13 0000 171

Paulding Co. GA 13 0000 223

Polk Co. GA 13 0000 233

Troup Co. GA 13 0000 285

Bartow Co. GA 13 0000 015

Chambers Co. AL 01 0000 017

Cobb Co. GA 13 0000 067

DeKalb Co. GA 13 0000 089

Forsyth Co. GA 13 0000 117

Hall Co. GA 13 0000 139

Henry Co. GA 13 0000 151

Meriwether Co. GA 13 0000 199

Pickens Co. GA 13 0000 227

Rockdale Co. GA 13 0000 247

Upson Co. GA 13 0000 293

Butts Co. GA 13 0000 035

Cherokee Co. GA 13 0000 057

Coweta Co. GA 13 0000 077

Douglas Co. GA 13 0000 097

Fulton Co. GA 13 0000 121

Haralson Co. GA 13 0000 143

Jasper Co. GA 13 0000 159

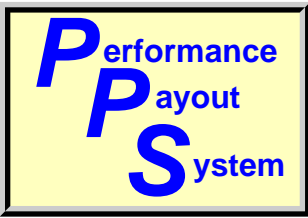
Newton Co. GA 13 0000 217

Pike Co. GA 13 0000 231

Spalding Co. GA 13 0000 255

Walton Co. GA 13 0000 297

Locality Area: **Atlanta-Sandy Springs-Gainesville, GA-AL**



Special Pay Tables

Report run on: January 16, 2007 2:56 PM

Page 4 of 191

PPS: ATL042201

OPM: 0422 PROFESSIONAL

Path: ZP

Effective:

07-JAN-07

Prev. Yr Rate .151

Curr. Yr Rate: .1589

Loc. Diff: 1.00686

Gen. Inc.: 1.7

Issued: 21-DEC-06

Band	I	II	III	IV	V
GS Range	1-6	7-10	11-12	13-14	15-15
Interval					
01	0 - 0	41,262 - 51,551	54,804 - 68,147	77,590 - 96,079	107,851 - 122,231
02	33,309 - 37,751	51,552 - 59,268	68,148 - 78,154	96,080 - 109,946	122,232 - 133,015
03	37,752 - 43,030	59,269 - 64,412	78,155 - 84,825	109,947 - 119,191	133,016 - 140,205
04	43,031 - 44,321	64,413 - 66,344	84,826 - 87,370	119,192 - 122,767	140,206 - 144,411
05	44,322 - 45,651	66,345 - 68,334	87,371 - 89,991	122,768 - 126,450	144,412 - 145,400

Series:

0850

0855

Titles:

Cities:

Counties:

Barrow Co. GA 13 0000 013

Carroll Co. GA 13 0000 045

Clayton Co. GA 13 0000 063

Dawson Co. GA 13 0000 085

Fayette Co. GA 13 0000 113

Gwinnett Co. GA 13 0000 135

Heard Co. GA 13 0000 149

Lamar Co. GA 13 0000 171

Paulding Co. GA 13 0000 223

Polk Co. GA 13 0000 233

Troup Co. GA 13 0000 285

Bartow Co. GA 13 0000 015

Chambers Co. AL 01 0000 017

Cobb Co. GA 13 0000 067

DeKalb Co. GA 13 0000 089

Forsyth Co. GA 13 0000 117

Hall Co. GA 13 0000 139

Henry Co. GA 13 0000 151

Meriwether Co. GA 13 0000 199

Pickens Co. GA 13 0000 227

Rockdale Co. GA 13 0000 247

Upson Co. GA 13 0000 293

Butts Co. GA 13 0000 035

Cherokee Co. GA 13 0000 057

Coweta Co. GA 13 0000 077

Douglas Co. GA 13 0000 097

Fulton Co. GA 13 0000 121

Haralson Co. GA 13 0000 143

Jasper Co. GA 13 0000 159

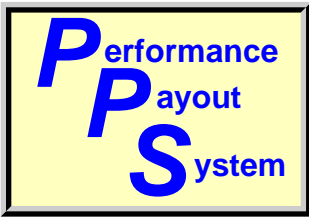
Newton Co. GA 13 0000 217

Pike Co. GA 13 0000 231

Spalding Co. GA 13 0000 255

Walton Co. GA 13 0000 297

Locality Area: Atlanta-Sandy Springs-Gainesville, GA-AL



Special Pay Tables

Report run on: January 16, 2007 2:56 PM

Page 5 of 191

PPS: ATL999B01

OPM: 999B PROFESSIONAL

Path: ZP

Effective:

07-JAN-07

Prev. Yr Rate .151

Curr. Yr Rate: .1589

Loc. Diff: 1.00686

Gen. Inc.: 1.7

Issued: 21-DEC-06

Band	I	II	III	IV	V
GS Range	1-6	7-10	11-12	13-14	15-15
Interval					
01	0 - 0	42,214 - 52,613	55,429 - 68,494	77,590 - 96,079	107,851 - 122,231
02	35,360 - 40,034	52,614 - 60,412	68,495 - 78,293	96,080 - 109,946	122,232 - 133,015
03	40,035 - 45,966	60,413 - 65,611	78,294 - 84,825	109,947 - 119,191	133,016 - 140,205
04	45,967 - 47,345	65,612 - 67,579	84,826 - 87,370	119,192 - 122,767	140,206 - 144,411
05	47,346 - 48,765	67,580 - 69,606	87,371 - 89,991	122,768 - 126,450	144,412 - 145,400

Series:

0854

1550

2210

Titles:

Cities:

Counties:

Barrow Co. GA 13 0000 013

Bartow Co. GA 13 0000 015

Butts Co. GA 13 0000 035

Carroll Co. GA 13 0000 045

Chambers Co. AL 01 0000 017

Cherokee Co. GA 13 0000 057

Clayton Co. GA 13 0000 063

Cobb Co. GA 13 0000 067

Coweta Co. GA 13 0000 077

Dawson Co. GA 13 0000 085

DeKalb Co. GA 13 0000 089

Douglas Co. GA 13 0000 097

Fayette Co. GA 13 0000 113

Forsyth Co. GA 13 0000 117

Fulton Co. GA 13 0000 121

Gwinnett Co. GA 13 0000 135

Hall Co. GA 13 0000 139

Haralson Co. GA 13 0000 143

Heard Co. GA 13 0000 149

Henry Co. GA 13 0000 151

Jasper Co. GA 13 0000 159

Lamar Co. GA 13 0000 171

Meriwether Co. GA 13 0000 199

Newton Co. GA 13 0000 217

Paulding Co. GA 13 0000 223

Pickens Co. GA 13 0000 227

Pike Co. GA 13 0000 231

Polk Co. GA 13 0000 233

Rockdale Co. GA 13 0000 247

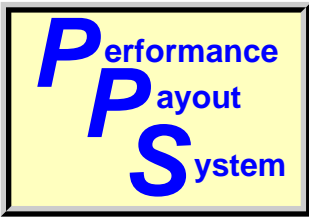
Spalding Co. GA 13 0000 255

Troup Co. GA 13 0000 285

Upson Co. GA 13 0000 293

Walton Co. GA 13 0000 297

Locality Area: Atlanta-Sandy Springs-Gainesville, GA-AL



Special Pay Tables

Report run on: January 16, 2007 2:56 PM

Page 6 of 191

PPS: ATLEO

OPM: LEO ADMINISTRATIVE

Path: ZA

Effective:

07-JAN-07

Prev. Yr Rate .151

Curr. Yr Rate: .1589

Loc. Diff: 1.00686

Gen. Inc.: 1.7

Issued: 21-DEC-06

Band	I	II	III	IV	V
GS Range	1-6	7-10	11-12	13-14	15-15
Interval					
01	19,273 - 32,283	41,688 - 52,521	54,438 - 67,943	77,590 - 96,079	107,851 - 122,231
02	32,284 - 42,041	52,522 - 60,646	67,944 - 78,072	96,080 - 109,946	122,232 - 133,015
03	42,042 - 48,546	60,647 - 66,063	78,073 - 84,825	109,947 - 119,191	133,016 - 140,205
04	48,547 - 50,002	66,064 - 68,045	84,826 - 87,370	119,192 - 122,767	140,206 - 144,411
05	50,003 - 51,502	68,046 - 70,086	87,371 - 89,991	122,768 - 126,450	144,412 - 145,400

Series:

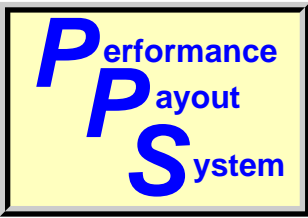
1811

Titles:

Cities:

Counties:

Locality Area: Atlanta-Sandy Springs-Gainesville, GA-AL



Special Pay Tables

Report run on: January 16, 2007 2:56 PM

Page 7 of 191

PPS: BOS002302 OPM: 0023 ADMINISTRATIVE Path: ZA Effective: 07-JAN-07

Prev. Yr Rate .1999 Curr. Yr Rate: .2097 Loc. Diff: 1.00817 Gen. Inc.: 1.7 Issued: 21-DEC-06

Band	I	II	III	IV	V
GS Range	1-6	7-10	11-12	13-14	15-15
Interval					
01	23,527 - 31,139	38,396 - 51,213	56,824 - 70,921	80,991 - 100,291	112,578 - 127,166
02	31,140 - 39,405	51,214 - 60,826	70,922 - 81,494	100,292 - 114,765	127,167 - 138,106
03	39,406 - 44,916	60,827 - 67,235	81,495 - 88,543	114,766 - 124,415	138,107 - 145,400
04	44,917 - 46,263	67,236 - 69,252	88,544 - 91,199	124,416 - 128,147	145,400 - 145,400
05	46,264 - 47,651	69,253 - 71,330	91,200 - 93,935	128,148 - 131,991	145,400 - 145,400

Series:

1001

1101

1152

Titles:

Cities:

Counties:

ESSEX MA 25 0000 009

MIDDLESEX MA 25 0000 017

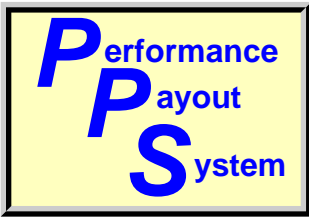
NORFOLK MA 25 0000 021

PLYMOUTH MA 25 0000 023

SUFFOLK MA 25 0000 025

WORCESTER MA 25 0000 027

Locality Area: **Boston-Worcester-Manchester, MA-NH-ME-RI**



Special Pay Tables

Report run on: January 16, 2007 2:56 PM

Page 8 of 191

PPS: BOS002303 OPM: 0023 CLERICAL AND SUPPORT Path: ZS Effective: 07-JAN-07

Prev. Yr Rate .1999 Curr. Yr Rate: .2097 Loc. Diff: 1.00817 Gen. Inc.: 1.7 Issued: 21-DEC-06

Band	I	II	III	IV	V
GS Range	1-2	3-4	5-6	7-8	9-10
Interval					
01	23,527 - 24,045	25,161 - 29,984	30,996 - 37,183	38,396 - 45,901	46,965 - 55,974
02	24,046 - 26,990	29,985 - 33,601	37,184 - 41,823	45,902 - 51,530	55,975 - 62,731
03	26,991 - 28,954	33,602 - 36,012	41,824 - 44,916	51,531 - 55,282	62,732 - 67,235
04	28,955 - 29,823	36,013 - 37,092	44,917 - 46,263	55,283 - 56,940	67,236 - 69,252
05	29,824 - 30,718	37,093 - 38,205	46,264 - 47,651	56,941 - 58,648	69,253 - 71,330

Series:

0029	0086	0119	0203	0303
0305	0309	0318	0322	0326
0335	0344	0350	0351	0356
0503	0525	0544	0561	0963
1001	1087	1101	1105	1106
1411	1421	1802	2005	2102

Titles: DATA TRANSCRIPTION
STENOGRAPY OR TYPING

OFFICE AUTOMATION
TYPING

STENOGRAPY

Cities:

Counties:

ESSEX MA 25 0000 009

MIDDLESEX MA 25 0000 017

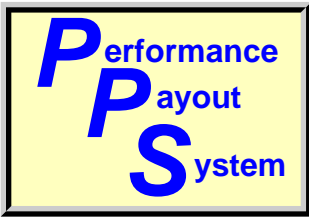
NORFOLK MA 25 0000 021

PLYMOUTH MA 25 0000 023

SUFFOLK MA 25 0000 025

WORCESTER MA 25 0000 027

Locality Area: **Boston-Worcester-Manchester, MA-NH-ME-RI**



Special Pay Tables

Report run on: January 16, 2007 2:56 PM

Page 9 of 191

PPS: BOS002304 OPM: 0023 SCIENTIFIC & TECHNICAL Path: ZT Effective: 07-JAN-07

Prev. Yr Rate .1999 Curr. Yr Rate: .2097 Loc. Diff: 1.00817 Gen. Inc.: 1.7 Issued: 21-DEC-06

Band	I	II	III	IV	V
GS Range	1-4	5-8	9-10	11-12	13-13
Interval					
01	23,527 - 27,181	30,996 - 41,790	46,965 - 55,974	56,824 - 70,921	80,991 - 91,791
02	27,182 - 32,480	41,791 - 49,885	55,975 - 62,731	70,922 - 81,494	91,792 - 99,891
03	32,481 - 36,012	49,886 - 55,282	62,732 - 67,235	81,495 - 88,543	99,892 - 105,291
04	36,013 - 37,092	55,283 - 56,940	67,236 - 69,252	88,544 - 91,199	105,292 - 108,450
05	37,093 - 38,205	56,941 - 58,648	69,253 - 71,330	91,200 - 93,935	108,451 - 111,704

Series:

0332

0392

1531

Titles:

Cities:

Counties:

ESSEX MA 25 0000 009

MIDDLESEX MA 25 0000 017

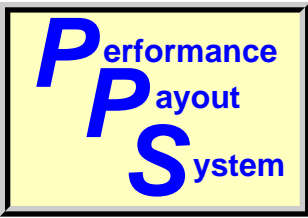
NORFOLK MA 25 0000 021

PLYMOUTH MA 25 0000 023

SUFFOLK MA 25 0000 025

WORCESTER MA 25 0000 027

Locality Area: **Boston-Worcester-Manchester, MA-NH-ME-RI**



Special Pay Tables

Report run on: January 16, 2007 2:56 PM

Page 10 of 191

PPS: BOS030501 OPM: 0305 PROFESSIONAL Path: ZP Effective: 07-JAN-07

Prev. Yr Rate .1999 Curr. Yr Rate: .2097 Loc. Diff: 1.00817 Gen. Inc.: 1.7 Issued: 21-DEC-06

Band	I	II	III	IV	V
GS Range	1-6	7-10	11-12	13-14	15-15
Interval					
01	29,893 - 31,139	38,396 - 51,213	56,824 - 70,921	80,991 - 100,291	112,578 - 127,166
02	31,140 - 39,405	51,214 - 60,826	70,922 - 81,494	100,292 - 114,765	127,167 - 138,106
03	39,406 - 44,916	60,827 - 67,235	81,495 - 88,543	114,766 - 124,415	138,107 - 145,400
04	44,917 - 46,263	67,236 - 69,252	88,544 - 91,199	124,416 - 128,147	145,400 - 145,400
05	46,264 - 47,651	69,253 - 71,330	91,200 - 93,935	128,148 - 131,991	145,400 - 145,400

Series:

0690

Titles:

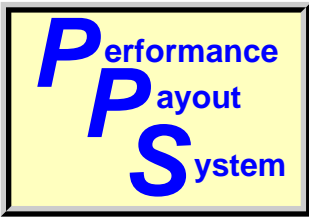
Cities:

Berwick, York County, ME 23 0450 031	Cape Neddick, York County, ME 23 1445 031	Eliot, York County, ME 23 2450 031
Kittery Point, York County, ME 23 4300 031	Kittery, York County, ME 23 4250 031	Portsmouth Naval Shipyard, Kittery, York County, ME 23 6405 031
South Berwick, York County, ME 23 7450 031	York Beach, York County, ME 23 9900 031	York Harbor, York County, ME 23 9950 031
York, York County, ME 23 9800 031		

Counties:

Barnstable Co. MA 25 0000 001	Belknap Co. NH 33 0000 001	Bristol Co. MA 25 0000 005
Bristol Co. RI 44 0000 001	Essex Co. MA 25 0000 009	Hillsborough Co. NH 33 0000 011
Kent Co. RI 44 0000 003	Merrimack Co. NH 33 0000 013	Middlesex Co. MA 25 0000 017
Newport Co. RI 44 0000 005	Norfolk Co. MA 25 0000 021	Plymouth Co. MA 25 0000 023
Providence Co. RI 44 0000 007	Rockingham Co. NH 33 0000 015	Strafford Co. NH 33 0000 017
Suffolk Co. MA 25 0000 025	Washington Co. RI 44 0000 009	Worcester Co. MA 25 0000 027

Locality Area: **Boston-Worcester-Manchester, MA-NH-ME-RI**



Special Pay Tables

Report run on: January 16, 2007 2:56 PM

Page 11 of 191

PPS: BOS041401

OPM: 0414 PROFESSIONAL

Path: ZP

Effective:

07-JAN-07

Prev. Yr Rate .1999

Curr. Yr Rate: .2097

Loc. Diff: 1.00817

Gen. Inc.: 1.7

Issued: 21-DEC-06

Band	I	II	III	IV	V
GS Range	1-6	7-10	11-12	13-14	15-15
Interval					
01	0 - 0	41,262 - 52,806	56,824 - 70,921	80,991 - 100,291	112,578 - 127,166
02	33,309 - 39,405	52,807 - 61,463	70,922 - 81,494	100,292 - 114,765	127,167 - 138,106
03	39,406 - 44,916	61,464 - 67,235	81,495 - 88,543	114,766 - 124,415	138,107 - 145,400
04	44,917 - 46,263	67,236 - 69,252	88,544 - 91,199	124,416 - 128,147	145,400 - 145,400
05	46,264 - 47,651	69,253 - 71,330	91,200 - 93,935	128,148 - 131,991	145,400 - 145,400

Series:

0801
0861

0808
0871

0810
0896

0819

0830

Titles:

Cities:

Berwick, York County, ME 23 0450 031

Cape Neddick, York County, ME 23 1445 031

Eliot, York County, ME 23 2450 031

Kittery Point, York County, ME 23 4300 031

Kittery, York County, ME 23 4250 031

Portsmouth Naval Shipyard, Kittery, York County, ME 23 6405 031

South Berwick, York County, ME 23 7450 031

York Beach, York County, ME 23 9900 031

York Harbor, York County, ME 23 9950 031

York, York County, ME 23 9800 031

Counties:

Barnstable Co. MA 25 0000 001

Belknap Co. NH 33 0000 001

Bristol Co. MA 25 0000 005

Bristol Co. RI 44 0000 001

Essex Co. MA 25 0000 009

Hillsborough Co. NH 33 0000 011

Kent Co. RI 44 0000 003

Merrimack Co. NH 33 0000 013

Middlesex Co. MA 25 0000 017

Newport Co. RI 44 0000 005

Norfolk Co. MA 25 0000 021

Plymouth Co. MA 25 0000 023

Providence Co. RI 44 0000 007

Rockingham Co. NH 33 0000 015

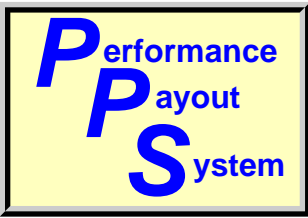
Strafford Co. NH 33 0000 017

Suffolk Co. MA 25 0000 025

Washington Co. RI 44 0000 009

Worcester Co. MA 25 0000 027

Locality Area: **Boston-Worcester-Manchester, MA-NH-ME-RI**



Special Pay Tables

Report run on: January 16, 2007 2:56 PM

Page 12 of 191

PPS: BOS042201

OPM: 0422 PROFESSIONAL

Path: ZP

Effective:

07-JAN-07

Prev. Yr Rate .1999

Curr. Yr Rate: .2097

Loc. Diff: 1.00817

Gen. Inc.: 1.7

Issued: 21-DEC-06

Band	I	II	III	IV	V
GS Range	1-6	7-10	11-12	13-14	15-15
Interval					
01	0 - 0	41,262 - 52,806	56,824 - 70,921	80,991 - 100,291	112,578 - 127,166
02	33,309 - 39,405	52,807 - 61,463	70,922 - 81,494	100,292 - 114,765	127,167 - 138,106
03	39,406 - 44,916	61,464 - 67,235	81,495 - 88,543	114,766 - 124,415	138,107 - 145,400
04	44,917 - 46,263	67,236 - 69,252	88,544 - 91,199	124,416 - 128,147	145,400 - 145,400
05	46,264 - 47,651	69,253 - 71,330	91,200 - 93,935	128,148 - 131,991	145,400 - 145,400

Series:

0850

0855

Titles:

Cities:

Berwick, York County, ME 23 0450 031

Cape Neddick, York County, ME 23 1445 031

Eliot, York County, ME 23 2450 031

Kittery Point, York County, ME 23 4300 031

Kittery, York County, ME 23 4250 031

Portsmouth Naval Shipyard, Kittery, York County, ME 23 6405 031

South Berwick, York County, ME 23 7450 031

York Beach, York County, ME 23 9900 031

York Harbor, York County, ME 23 9950 031

York, York County, ME 23 9800 031

Counties:

Barnstable Co. MA 25 0000 001

Belknap Co. NH 33 0000 001

Bristol Co. MA 25 0000 005

Bristol Co. RI 44 0000 001

Essex Co. MA 25 0000 009

Hillsborough Co. NH 33 0000 011

Kent Co. RI 44 0000 003

Merrimack Co. NH 33 0000 013

Middlesex Co. MA 25 0000 017

Newport Co. RI 44 0000 005

Norfolk Co. MA 25 0000 021

Plymouth Co. MA 25 0000 023

Providence Co. RI 44 0000 007

Rockingham Co. NH 33 0000 015

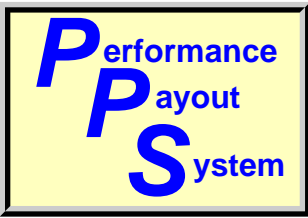
Strafford Co. NH 33 0000 017

Suffolk Co. MA 25 0000 025

Washington Co. RI 44 0000 009

Worcester Co. MA 25 0000 027

Locality Area: **Boston-Worcester-Manchester, MA-NH-ME-RI**



Special Pay Tables

Report run on: January 16, 2007 2:56 PM

Page 13 of 191

PPS: BOS983C03 OPM: 983C CLERICAL AND SUPPORT Path: ZS Effective: 07-JAN-07

Prev. Yr Rate .1999 Curr. Yr Rate: .2097 Loc. Diff: 1.00817 Gen. Inc.: 1.7 Issued: 21-DEC-06

Band	I	II	III	IV	V
GS Range	1-2	3-4	5-6	7-8	9-10
Interval					
01	20,117 - 23,825	31,376 - 35,557	35,104 - 42,110	43,484 - 50,968	49,306 - 57,529
02	23,826 - 26,607	35,558 - 38,693	42,111 - 47,365	50,969 - 56,581	57,530 - 63,696
03	26,608 - 28,461	38,694 - 40,784	47,366 - 50,868	56,582 - 60,323	63,697 - 67,808
04	28,462 - 29,315	40,785 - 42,008	50,869 - 52,394	60,324 - 62,133	67,809 - 69,842
05	29,316 - 30,194	42,009 - 43,268	52,395 - 53,966	62,134 - 63,997	69,843 - 71,937

Series:

0083

Titles:

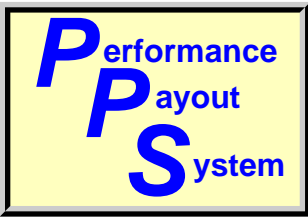
Cities:

Berwick, York County, ME 23 0450 031	Cape Neddick, York County, ME 23 1445 031	Eliot, York County, ME 23 2450 031
Kittery Point, York County, ME 23 4300 031	Kittery, York County, ME 23 4250 031	Portsmouth Naval Shipyard, Kittery, York County, ME 23 6405 031
South Berwick, York County, ME 23 7450 031	York Beach, York County, ME 23 9900 031	York Harbor, York County, ME 23 9950 031
York, York County, ME 23 9800 031		

Counties:

Barnstable Co. MA 25 0000 001	Belknap Co. NH 33 0000 001	Bristol Co. MA 25 0000 005
Bristol Co. RI 44 0000 001	Essex Co. MA 25 0000 009	Hillsborough Co. NH 33 0000 011
Kent Co. RI 44 0000 003	Merrimack Co. NH 33 0000 013	Middlesex Co. MA 25 0000 017
Newport Co. RI 44 0000 005	Norfolk Co. MA 25 0000 021	Plymouth Co. MA 25 0000 023
Providence Co. RI 44 0000 007	Rockingham Co. NH 33 0000 015	Strafford Co. NH 33 0000 017
Suffolk Co. MA 25 0000 025	Washington Co. RI 44 0000 009	Worcester Co. MA 25 0000 027

Locality Area: **Boston-Worcester-Manchester, MA-NH-ME-RI**



Special Pay Tables

Report run on: January 16, 2007 2:56 PM

Page 14 of 191

PPS: BOS999D01

OPM: 999D PROFESSIONAL

Path: ZP

Effective:

07-JAN-07

Prev. Yr Rate .1999

Curr. Yr Rate: .2097

Loc. Diff: 1.00817

Gen. Inc.: 1.7

Issued: 21-DEC-06

Band	I	II	III	IV	V
GS Range	1-6	7-10	11-12	13-14	15-15
Interval					
01	0 - 0	43,801 - 54,216	57,778 - 71,451	80,991 - 100,291	112,578 - 127,166
02	36,641 - 41,518	54,217 - 62,027	71,452 - 81,706	100,292 - 114,765	127,167 - 138,106
03	41,519 - 47,632	62,028 - 67,235	81,707 - 88,543	114,766 - 124,415	138,107 - 145,400
04	47,633 - 49,061	67,236 - 69,252	88,544 - 91,199	124,416 - 128,147	145,400 - 145,400
05	49,062 - 50,533	69,253 - 71,330	91,200 - 93,935	128,148 - 131,991	145,400 - 145,400

Series:

0854

1550

2210

Titles:

Cities:

Berwick, York County, ME 23 0450 031

Cape Neddick, York County, ME 23 1445 031

Eliot, York County, ME 23 2450 031

Kittery Point, York County, ME 23 4300 031

Kittery, York County, ME 23 4250 031

Portsmouth Naval Shipyard, Kittery, York County, ME 23 6405 031

South Berwick, York County, ME 23 7450 031

York Beach, York County, ME 23 9900 031

York Harbor, York County, ME 23 9950 031

York, York County, ME 23 9800 031

Counties:

Barnstable Co. MA 25 0000 001

Belknap Co. NH 33 0000 001

Bristol Co. MA 25 0000 005

Bristol Co. RI 44 0000 001

Essex Co. MA 25 0000 009

Hillsborough Co. NH 33 0000 011

Kent Co. RI 44 0000 003

Merrimack Co. NH 33 0000 013

Middlesex Co. MA 25 0000 017

Newport Co. RI 44 0000 005

Norfolk Co. MA 25 0000 021

Plymouth Co. MA 25 0000 023

Providence Co. RI 44 0000 007

Rockingham Co. NH 33 0000 015

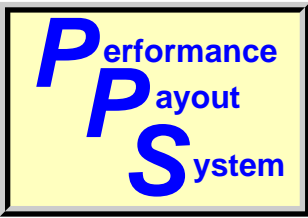
Strafford Co. NH 33 0000 017

Suffolk Co. MA 25 0000 025

Washington Co. RI 44 0000 009

Worcester Co. MA 25 0000 027

Locality Area: **Boston-Worcester-Manchester, MA-NH-ME-RI**



Special Pay Tables

Report run on: January 16, 2007 2:56 PM

Page 15 of 191

PPS: BOSLEO

OPM: LEO ADMINISTRATIVE

Path: ZA

Effective:

07-JAN-07

Prev. Yr Rate .1999

Curr. Yr Rate: .2097

Loc. Diff: 1.00817

Gen. Inc.: 1.7

Issued: 21-DEC-06

Band	I	II	III	IV	V
GS Range	1-6	7-10	11-12	13-14	15-15
Interval					
01	20,117 - 33,698	43,515 - 54,823	56,824 - 70,921	80,991 - 100,291	112,578 - 127,166
02	33,699 - 43,884	54,824 - 63,305	70,922 - 81,494	100,292 - 114,765	127,167 - 138,106
03	43,885 - 50,674	63,306 - 68,959	81,495 - 88,543	114,766 - 124,415	138,107 - 145,400
04	50,675 - 52,194	68,960 - 71,028	88,544 - 91,199	124,416 - 128,147	145,400 - 145,400
05	52,195 - 53,760	71,029 - 73,159	91,200 - 93,935	128,148 - 131,991	145,400 - 145,400

Series:

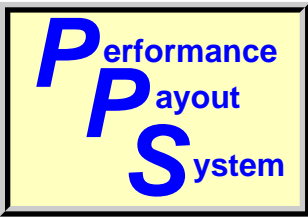
1811

Titles:

Cities:

Counties:

Locality Area: **Boston-Worcester-Manchester, MA-NH-ME-RI**



Special Pay Tables

Report run on: January 16, 2007 2:56 PM

Page 16 of 191

PPS: BU030501

OPM: 0305 PROFESSIONAL

Path: ZP

Effective:

07-JAN-07

Prev. Yr Rate .1352

Curr. Yr Rate: .1415

Loc. Diff: 1.00555

Gen. Inc.: 1.7

Issued: 21-DEC-06

Band	I	II	III	IV	V
GS Range	1-6	7-10	11-12	13-14	15-15
Interval					
01	0 - 0	36,231 - 48,326	53,621 - 66,923	76,425 - 94,637	106,231 - 120,395
02	29,893 - 37,184	48,327 - 57,397	66,924 - 76,900	94,638 - 108,295	120,396 - 131,018
03	37,185 - 42,384	57,398 - 63,445	76,901 - 83,551	108,296 - 117,401	131,019 - 138,100
04	42,385 - 43,656	63,446 - 65,348	83,552 - 86,058	117,402 - 120,923	138,101 - 142,243
05	43,657 - 44,966	65,349 - 67,308	86,059 - 88,640	120,924 - 124,551	142,244 - 145,400

Series:

0690

Titles:

Cities:

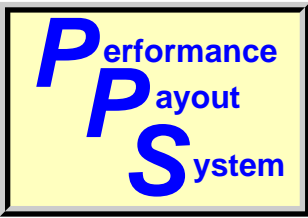
Counties:

Cattaraugus Co. NY 36 0000 009

Erie Co. NY 36 0000 029

Niagara Co. NY 36 0000 063

Locality Area: **Buffalo-Niagara-Cattaraugus, NY**



Special Pay Tables

Report run on: January 16, 2007 2:56 PM

Page 17 of 191

PPS: BU041401

OPM: 0414 PROFESSIONAL

Path: ZP

Effective:

07-JAN-07

Prev. Yr Rate .1352

Curr. Yr Rate: .1415

Loc. Diff: 1.00555

Gen. Inc.: 1.7

Issued: 21-DEC-06

Band	I	II	III	IV	V
GS Range	1-6	7-10	11-12	13-14	15-15
Interval					
01	0 - 0	41,262 - 51,121	53,621 - 66,923	76,425 - 94,637	106,231 - 120,395
02	33,309 - 37,184	51,122 - 58,515	66,924 - 76,900	94,638 - 108,295	120,396 - 131,018
03	37,185 - 42,384	58,516 - 63,445	76,901 - 83,551	108,296 - 117,401	131,019 - 138,100
04	42,385 - 43,656	63,446 - 65,348	83,552 - 86,058	117,402 - 120,923	138,101 - 142,243
05	43,657 - 44,966	65,349 - 67,308	86,059 - 88,640	120,924 - 124,551	142,244 - 145,400

Series:

0801
0861

0808
0871

0810
0896

0819

0830

Titles:

Cities:

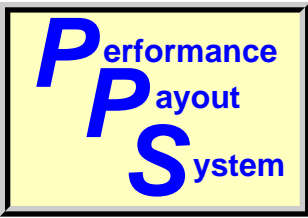
Counties:

Cattaraugus Co. NY 36 0000 009

Erie Co. NY 36 0000 029

Niagara Co. NY 36 0000 063

Locality Area: **Buffalo-Niagara-Cattaraugus, NY**



Special Pay Tables

Report run on: January 16, 2007 2:56 PM

Page 18 of 191

PPS: BU042201

OPM: 0422 PROFESSIONAL

Path: ZP

Effective:

07-JAN-07

Prev. Yr Rate .1352

Curr. Yr Rate: .1415

Loc. Diff: 1.00555

Gen. Inc.: 1.7

Issued: 21-DEC-06

Band	I	II	III	IV	V
GS Range	1-6	7-10	11-12	13-14	15-15
Interval					
01	0 - 0	41,262 - 51,121	54,804 - 67,580	76,425 - 94,637	106,231 - 120,395
02	33,309 - 37,184	51,122 - 58,515	67,581 - 77,163	94,638 - 108,295	120,396 - 131,018
03	37,185 - 42,384	58,516 - 63,445	77,164 - 83,551	108,296 - 117,401	131,019 - 138,100
04	42,385 - 43,656	63,446 - 65,348	83,552 - 86,058	117,402 - 120,923	138,101 - 142,243
05	43,657 - 44,966	65,349 - 67,308	86,059 - 88,640	120,924 - 124,551	142,244 - 145,400

Series:

0850

0855

Titles:

Cities:

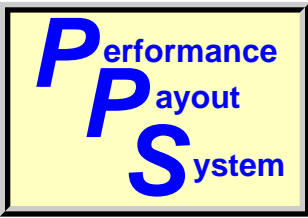
Counties:

Cattaraugus Co. NY 36 0000 009

Erie Co. NY 36 0000 029

Niagara Co. NY 36 0000 063

Locality Area: **Buffalo-Niagara-Cattaraugus, NY**



Special Pay Tables

Report run on: January 16, 2007 2:56 PM

Page 19 of 191

PPS: BU999B01

OPM: 999B PROFESSIONAL

Path: ZP

Effective:

07-JAN-07

Prev. Yr Rate .1352

Curr. Yr Rate: .1415

Loc. Diff: 1.00555

Gen. Inc.: 1.7

Issued: 21-DEC-06

Band	I	II	III	IV	V
GS Range	1-6	7-10	11-12	13-14	15-15
Interval					
01	0 - 0	42,214 - 52,613	55,429 - 67,928	76,425 - 94,637	106,231 - 120,395
02	35,360 - 39,970	52,614 - 60,412	67,929 - 77,302	94,638 - 108,295	120,396 - 131,018
03	39,971 - 45,966	60,413 - 65,611	77,303 - 83,551	108,296 - 117,401	131,019 - 138,100
04	45,967 - 47,345	65,612 - 67,579	83,552 - 86,058	117,402 - 120,923	138,101 - 142,243
05	47,346 - 48,765	67,580 - 69,606	86,059 - 88,640	120,924 - 124,551	142,244 - 145,400

Series:

0854

1550

2210

Titles:

Cities:

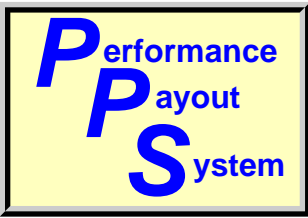
Counties:

Cattaraugus Co. NY 36 0000 009

Erie Co. NY 36 0000 029

Niagara Co. NY 36 0000 063

Locality Area: **Buffalo-Niagara-Cattaraugus, NY**



Special Pay Tables

Report run on: January 16, 2007 2:56 PM

Page 20 of 191

PPS: BULEO

OPM: LEO ADMINISTRATIVE

Path: ZA

Effective:

07-JAN-07

Prev. Yr Rate .1352

Curr. Yr Rate: .1415

Loc. Diff: 1.00555

Gen. Inc.: 1.7

Issued: 21-DEC-06

Band	I	II	III	IV	V
GS Range	1-6	7-10	11-12	13-14	15-15
Interval					
01	18,983 - 31,798	41,062 - 51,733	53,621 - 66,923	76,425 - 94,637	106,231 - 120,395
02	31,799 - 41,409	51,734 - 59,736	66,924 - 76,900	94,638 - 108,295	120,396 - 131,018
03	41,410 - 47,817	59,737 - 65,071	76,901 - 83,551	108,296 - 117,401	131,019 - 138,100
04	47,818 - 49,252	65,072 - 67,023	83,552 - 86,058	117,402 - 120,923	138,101 - 142,243
05	49,253 - 50,730	67,024 - 69,034	86,059 - 88,640	120,924 - 124,551	142,244 - 145,400

Series:

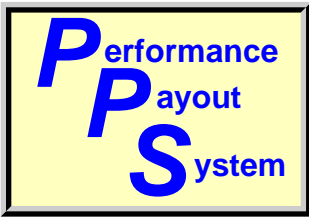
1811

Titles:

Cities:

Counties:

Locality Area: **Buffalo-Niagara-Cattaraugus, NY**



Special Pay Tables

Report run on: January 16, 2007 2:56 PM

Page 21 of 191

PPS: CHI030501 OPM: 0305 PROFESSIONAL Path: ZP Effective: 07-JAN-07

Prev. Yr Rate .2115 Curr. Yr Rate: .2179 Loc. Diff: 1.00528 Gen. Inc.: 1.7 Issued: 21-DEC-06

Band	I	II	III	IV	V
GS Range	1-6	7-10	11-12	13-14	15-15
Interval					
01	29,893 - 31,350	38,656 - 51,560	57,210 - 71,402	81,540 - 100,971	113,341 - 127,589
02	31,351 - 39,673	51,561 - 61,239	71,403 - 82,047	100,972 - 115,544	127,590 - 138,276
03	39,674 - 45,221	61,240 - 67,691	82,048 - 89,143	115,545 - 125,259	138,277 - 145,400
04	45,222 - 46,578	67,692 - 69,722	89,144 - 91,817	125,260 - 129,017	145,400 - 145,400
05	46,579 - 47,975	69,723 - 71,814	91,818 - 94,572	129,018 - 132,888	145,400 - 145,400

Series:

0690

Titles:

Cities:

Counties:

Cook Co. IL 17 0000 031

DeKalb Co. IL 17 0000 037

DuPage Co. IL 17 0000 043

Grundy Co. IL 17 0000 063

Jasper Co. IN 18 0000 073

Kane Co. IL 17 0000 089

Kankakee Co. IL 17 0000 091

Kendall Co. IL 17 0000 093

Kenosha Co. WI 55 0000 059

LaPorte Co. IN 18 0000 091

Lake Co. IL 17 0000 097

Lake Co. IN 18 0000 089

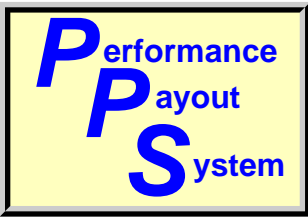
McHenry Co. IL 17 0000 111

Newton Co. IN 18 0000 111

Porter Co. IN 18 0000 127

Will Co. IL 17 0000 197

Locality Area: **Chicago-Naperville-Michigan City, IL-IN-WI**



Special Pay Tables

Report run on: January 16, 2007 2:56 PM

Page 22 of 191

PPS: CHI041401

OPM: 0414 PROFESSIONAL

Path: ZP

Effective:

07-JAN-07

Prev. Yr Rate .2115

Curr. Yr Rate: .2179

Loc. Diff: 1.00528

Gen. Inc.: 1.7

Issued: 21-DEC-06

Band	I	II	III	IV	V
GS Range	1-6	7-10	11-12	13-14	15-15
Interval					
01	0 - 0	41,262 - 53,008	57,210 - 71,402	81,540 - 100,971	113,341 - 127,589
02	33,309 - 39,673	53,009 - 61,818	71,403 - 82,047	100,972 - 115,544	127,590 - 138,276
03	39,674 - 45,221	61,819 - 67,691	82,048 - 89,143	115,545 - 125,259	138,277 - 145,400
04	45,222 - 46,578	67,692 - 69,722	89,144 - 91,817	125,260 - 129,017	145,400 - 145,400
05	46,579 - 47,975	69,723 - 71,814	91,818 - 94,572	129,018 - 132,888	145,400 - 145,400

Series:

0801
0861

0808
0871

0810
0896

0819

0830

Titles:

Cities:

Counties:

Cook Co. IL 17 0000 031

DeKalb Co. IL 17 0000 037

DuPage Co. IL 17 0000 043

Grundy Co. IL 17 0000 063

Jasper Co. IN 18 0000 073

Kane Co. IL 17 0000 089

Kankakee Co. IL 17 0000 091

Kendall Co. IL 17 0000 093

Kenosha Co. WI 55 0000 059

LaPorte Co. IN 18 0000 091

Lake Co. IL 17 0000 097

Lake Co. IN 18 0000 089

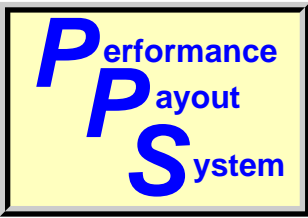
McHenry Co. IL 17 0000 111

Newton Co. IN 18 0000 111

Porter Co. IN 18 0000 127

Will Co. IL 17 0000 197

Locality Area: **Chicago-Naperville-Michigan City, IL-IN-WI**



Special Pay Tables

Report run on: January 16, 2007 2:56 PM

Page 23 of 191

PPS: CHI042201

OPM: 0422 PROFESSIONAL

Path: ZP

Effective:

07-JAN-07

Prev. Yr Rate .2115

Curr. Yr Rate: .2179

Loc. Diff: 1.00528

Gen. Inc.: 1.7

Issued: 21-DEC-06

Band	I	II	III	IV	V
GS Range	1-6	7-10	11-12	13-14	15-15
Interval					
01	0 - 0	41,262 - 53,008	57,210 - 71,402	81,540 - 100,971	113,341 - 127,589
02	33,309 - 39,673	53,009 - 61,818	71,403 - 82,047	100,972 - 115,544	127,590 - 138,276
03	39,674 - 45,221	61,819 - 67,691	82,048 - 89,143	115,545 - 125,259	138,277 - 145,400
04	45,222 - 46,578	67,692 - 69,722	89,144 - 91,817	125,260 - 129,017	145,400 - 145,400
05	46,579 - 47,975	69,723 - 71,814	91,818 - 94,572	129,018 - 132,888	145,400 - 145,400

Series:

0850

0855

Titles:

Cities:

Counties:

Cook Co. IL 17 0000 031

DeKalb Co. IL 17 0000 037

DuPage Co. IL 17 0000 043

Grundy Co. IL 17 0000 063

Jasper Co. IN 18 0000 073

Kane Co. IL 17 0000 089

Kankakee Co. IL 17 0000 091

Kendall Co. IL 17 0000 093

Kenosha Co. WI 55 0000 059

LaPorte Co. IN 18 0000 091

Lake Co. IL 17 0000 097

Lake Co. IN 18 0000 089

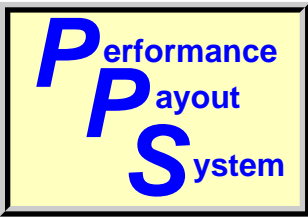
McHenry Co. IL 17 0000 111

Newton Co. IN 18 0000 111

Porter Co. IN 18 0000 127

Will Co. IL 17 0000 197

Locality Area: **Chicago-Naperville-Michigan City, IL-IN-WI**



Special Pay Tables

Report run on: January 16, 2007 2:56 PM

Page 24 of 191

PPS: CHI983C03 OPM: 983C CLERICAL AND SUPPORT Path: ZS Effective: 07-JAN-07

Prev. Yr Rate .2115 Curr. Yr Rate: .2179 Loc. Diff: 1.00528 Gen. Inc.: 1.7 Issued: 21-DEC-06

Band	I	II	III	IV	V
GS Range	1-2	3-4	5-6	7-8	9-10
Interval					
01	20,254 - 23,987	31,376 - 35,557	35,104 - 42,110	43,484 - 50,968	49,306 - 57,529
02	23,988 - 26,787	35,558 - 38,693	42,111 - 47,365	50,969 - 56,581	57,530 - 63,696
03	26,788 - 28,654	38,694 - 40,784	47,366 - 50,868	56,582 - 60,323	63,697 - 67,808
04	28,655 - 29,514	40,785 - 42,008	50,869 - 52,394	60,324 - 62,133	67,809 - 69,842
05	29,515 - 30,399	42,009 - 43,268	52,395 - 53,966	62,134 - 63,997	69,843 - 71,937

Series:

0083

Titles:

Cities:

Counties:

Cook Co. IL 17 0000 031

DeKalb Co. IL 17 0000 037

DuPage Co. IL 17 0000 043

Grundy Co. IL 17 0000 063

Jasper Co. IN 18 0000 073

Kane Co. IL 17 0000 089

Kankakee Co. IL 17 0000 091

Kendall Co. IL 17 0000 093

Kenosha Co. WI 55 0000 059

LaPorte Co. IN 18 0000 091

Lake Co. IL 17 0000 097

Lake Co. IN 18 0000 089

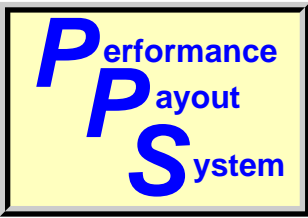
McHenry Co. IL 17 0000 111

Newton Co. IN 18 0000 111

Porter Co. IN 18 0000 127

Will Co. IL 17 0000 197

Locality Area: **Chicago-Naperville-Michigan City, IL-IN-WI**



Special Pay Tables

Report run on: January 16, 2007 2:56 PM

Page 25 of 191

PPS: CHI999D01

OPM: 999D PROFESSIONAL

Path: ZP

Effective:

07-JAN-07

Prev. Yr Rate .2115

Curr. Yr Rate: .2179

Loc. Diff: 1.00528

Gen. Inc.: 1.7

Issued: 21-DEC-06

Band	I	II	III	IV	V
GS Range	1-6	7-10	11-12	13-14	15-15
Interval					
01	0 - 0	43,801 - 54,419	57,778 - 71,718	81,540 - 100,971	113,341 - 127,589
02	36,641 - 41,548	54,420 - 62,382	71,719 - 82,173	100,972 - 115,544	127,590 - 138,276
03	41,549 - 47,632	62,383 - 67,691	82,174 - 89,143	115,545 - 125,259	138,277 - 145,400
04	47,633 - 49,061	67,692 - 69,722	89,144 - 91,817	125,260 - 129,017	145,400 - 145,400
05	49,062 - 50,533	69,723 - 71,814	91,818 - 94,572	129,018 - 132,888	145,400 - 145,400

Series:

0854

1550

2210

Titles:

Cities:

Counties:

Cook Co. IL 17 0000 031

DeKalb Co. IL 17 0000 037

DuPage Co. IL 17 0000 043

Grundy Co. IL 17 0000 063

Jasper Co. IN 18 0000 073

Kane Co. IL 17 0000 089

Kankakee Co. IL 17 0000 091

Kendall Co. IL 17 0000 093

Kenosha Co. WI 55 0000 059

LaPorte Co. IN 18 0000 091

Lake Co. IL 17 0000 097

Lake Co. IN 18 0000 089

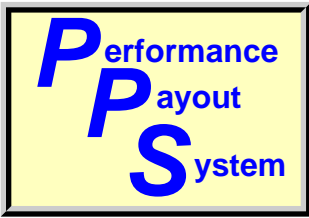
McHenry Co. IL 17 0000 111

Newton Co. IN 18 0000 111

Porter Co. IN 18 0000 127

Will Co. IL 17 0000 197

Locality Area: **Chicago-Naperville-Michigan City, IL-IN-WI**



Special Pay Tables

Report run on: January 16, 2007 2:56 PM

Page 26 of 191

PPS: CHILEO

OPM: LEO ADMINISTRATIVE

Path: ZA

Effective:

07-JAN-07

Prev. Yr Rate .2115

Curr. Yr Rate: .2179

Loc. Diff: 1.00528

Gen. Inc.: 1.7

Issued: 21-DEC-06

Band	I	II	III	IV	V
GS Range	1-6	7-10	11-12	13-14	15-15
Interval					
01	20,254 - 33,927	43,810 - 55,195	57,210 - 71,402	81,540 - 100,971	113,341 - 127,589
02	33,928 - 44,182	55,196 - 63,734	71,403 - 82,047	100,972 - 115,544	127,590 - 138,276
03	44,183 - 51,018	63,735 - 69,426	82,048 - 89,143	115,545 - 125,259	138,277 - 145,400
04	51,019 - 52,549	69,427 - 71,509	89,144 - 91,817	125,260 - 129,017	145,400 - 145,400
05	52,550 - 54,125	71,510 - 73,654	91,818 - 94,572	129,018 - 132,888	145,400 - 145,400

Series:

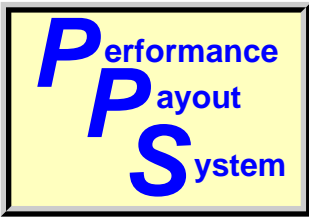
1811

Titles:

Cities:

Counties:

Locality Area: Chicago-Naperville-Michigan City, IL-IN-WI



Special Pay Tables

Report run on: January 16, 2007 2:56 PM

Page 27 of 191

PPS: CIN030501

OPM: 0305 PROFESSIONAL

Path: ZP

Effective:

07-JAN-07

Prev. Yr Rate .1708

Curr. Yr Rate: .1738

Loc. Diff: 1.00256

Gen. Inc.: 1.7

Issued: 21-DEC-06

Band	I	II	III	IV	V
GS Range	1-6	7-10	11-12	13-14	15-15
Interval					
01	29,893 - 30,215	37,256 - 49,693	55,138 - 68,817	78,587 - 97,314	109,237 - 123,801
02	30,216 - 38,236	49,694 - 59,021	68,818 - 79,076	97,315 - 111,359	123,802 - 134,725
03	38,237 - 43,583	59,022 - 65,240	79,077 - 85,915	111,360 - 120,723	134,726 - 142,007
04	43,584 - 44,890	65,241 - 67,197	85,916 - 88,492	120,724 - 124,345	142,008 - 145,400
05	44,891 - 46,237	67,198 - 69,213	88,493 - 91,147	124,346 - 128,075	145,400 - 145,400

Series:

0690

Titles:

Cities:

Counties:

Boone Co. KY 21 0000 015

Bracken Co. KY 21 0000 023

Brown Co. OH 39 0000 015

Butler Co. OH 39 0000 017

Campbell Co. KY 21 0000 037

Clermont Co. OH 39 0000 025

Clinton Co. OH 39 0000 027

Dearborn Co. IN 18 0000 029

Franklin Co. IN 18 0000 047

Gallatin Co. KY 21 0000 077

Grant Co. KY 21 0000 081

Hamilton Co. OH 39 0000 061

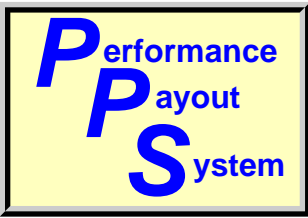
Kenton Co. KY 21 0000 117

Ohio Co. IN 18 0000 115

Pendleton Co. KY 21 0000 191

Warren Co. OH 39 0000 165

Locality Area: **Cincinnati-Middletown-Wilmington, OH-KY-IN**



Special Pay Tables

Report run on: January 16, 2007 2:56 PM

Page 28 of 191

PPS: CIN041401

OPM: 0414 PROFESSIONAL

Path: ZP

Effective:

07-JAN-07

Prev. Yr Rate .1708

Curr. Yr Rate: .1738

Loc. Diff: 1.00256

Gen. Inc.: 1.7

Issued: 21-DEC-06

Band	I	II	III	IV	V
GS Range	1-6	7-10	11-12	13-14	15-15
Interval					
01	0 - 0	41,262 - 51,919	55,138 - 68,817	78,587 - 97,314	109,237 - 123,801
02	33,309 - 38,236	51,920 - 59,912	68,818 - 79,076	97,315 - 111,359	123,802 - 134,725
03	38,237 - 43,583	59,913 - 65,240	79,077 - 85,915	111,360 - 120,723	134,726 - 142,007
04	43,584 - 44,890	65,241 - 67,197	85,916 - 88,492	120,724 - 124,345	142,008 - 145,400
05	44,891 - 46,237	67,198 - 69,213	88,493 - 91,147	124,346 - 128,075	145,400 - 145,400

Series:

0801
0861

0808
0871

0810
0896

0819

0830

Titles:

Cities:

Counties:

Boone Co. KY 21 0000 015

Bracken Co. KY 21 0000 023

Brown Co. OH 39 0000 015

Butler Co. OH 39 0000 017

Campbell Co. KY 21 0000 037

Clermont Co. OH 39 0000 025

Clinton Co. OH 39 0000 027

Dearborn Co. IN 18 0000 029

Franklin Co. IN 18 0000 047

Gallatin Co. KY 21 0000 077

Grant Co. KY 21 0000 081

Hamilton Co. OH 39 0000 061

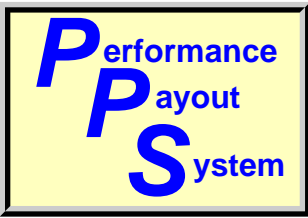
Kenton Co. KY 21 0000 117

Ohio Co. IN 18 0000 115

Pendleton Co. KY 21 0000 191

Warren Co. OH 39 0000 165

Locality Area: **Cincinnati-Middletown-Wilmington, OH-KY-IN**



Special Pay Tables

Report run on: January 16, 2007 2:56 PM

Page 29 of 191

PPS: CIN042201

OPM: 0422 PROFESSIONAL

Path: ZP

Effective:

07-JAN-07

Prev. Yr Rate .1708

Curr. Yr Rate: .1738

Loc. Diff: 1.00256

Gen. Inc.: 1.7

Issued: 21-DEC-06

Band	I	II	III	IV	V
GS Range	1-6	7-10	11-12	13-14	15-15
Interval					
01	0 - 0	41,262 - 51,919	55,138 - 68,817	78,587 - 97,314	109,237 - 123,801
02	33,309 - 38,236	51,920 - 59,912	68,818 - 79,076	97,315 - 111,359	123,802 - 134,725
03	38,237 - 43,583	59,913 - 65,240	79,077 - 85,915	111,360 - 120,723	134,726 - 142,007
04	43,584 - 44,890	65,241 - 67,197	85,916 - 88,492	120,724 - 124,345	142,008 - 145,400
05	44,891 - 46,237	67,198 - 69,213	88,493 - 91,147	124,346 - 128,075	145,400 - 145,400

Series:

0850

0855

Titles:

Cities:

Counties:

Boone Co. KY 21 0000 015

Bracken Co. KY 21 0000 023

Brown Co. OH 39 0000 015

Butler Co. OH 39 0000 017

Campbell Co. KY 21 0000 037

Clermont Co. OH 39 0000 025

Clinton Co. OH 39 0000 027

Dearborn Co. IN 18 0000 029

Franklin Co. IN 18 0000 047

Gallatin Co. KY 21 0000 077

Grant Co. KY 21 0000 081

Hamilton Co. OH 39 0000 061

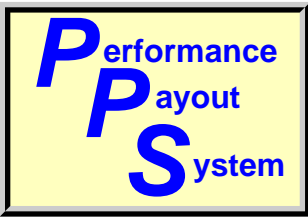
Kenton Co. KY 21 0000 117

Ohio Co. IN 18 0000 115

Pendleton Co. KY 21 0000 191

Warren Co. OH 39 0000 165

Locality Area: **Cincinnati-Middletown-Wilmington, OH-KY-IN**



Special Pay Tables

Report run on: January 16, 2007 2:56 PM

Page 30 of 191

PPS: CIN999C01

OPM: 999C PROFESSIONAL

Path: ZP

Effective:

07-JAN-07

Prev. Yr Rate .1708

Curr. Yr Rate: .1738

Loc. Diff: 1.00256

Gen. Inc.: 1.7

Issued: 21-DEC-06

Band	I	II	III	IV	V
GS Range	1-6	7-10	11-12	13-14	15-15
Interval					
01	0 - 0	42,849 - 52,965	56,369 - 69,501	78,587 - 97,314	109,237 - 123,801
02	35,872 - 40,608	52,966 - 60,553	69,502 - 79,349	97,315 - 111,359	123,802 - 134,725
03	40,609 - 46,633	60,554 - 65,611	79,350 - 85,915	111,360 - 120,723	134,726 - 142,007
04	46,634 - 48,032	65,612 - 67,579	85,916 - 88,492	120,724 - 124,345	142,008 - 145,400
05	48,033 - 49,473	67,580 - 69,606	88,493 - 91,147	124,346 - 128,075	145,400 - 145,400

Series:

0854

1550

2210

Titles:

Cities:

Counties:

Boone Co. KY 21 0000 015

Bracken Co. KY 21 0000 023

Brown Co. OH 39 0000 015

Butler Co. OH 39 0000 017

Campbell Co. KY 21 0000 037

Clermont Co. OH 39 0000 025

Clinton Co. OH 39 0000 027

Dearborn Co. IN 18 0000 029

Franklin Co. IN 18 0000 047

Gallatin Co. KY 21 0000 077

Grant Co. KY 21 0000 081

Hamilton Co. OH 39 0000 061

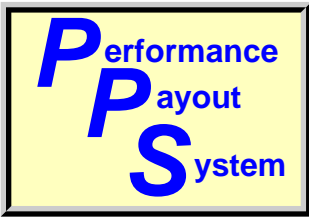
Kenton Co. KY 21 0000 117

Ohio Co. IN 18 0000 115

Pendleton Co. KY 21 0000 191

Warren Co. OH 39 0000 165

Locality Area: **Cincinnati-Middletown-Wilmington, OH-KY-IN**



Special Pay Tables

Report run on: January 16, 2007 2:56 PM

Page 31 of 191

PPS: CINLEO

OPM: LEO ADMINISTRATIVE

Path: ZA

Effective:

07-JAN-07

Prev. Yr Rate .1708

Curr. Yr Rate: .1738

Loc. Diff: 1.00256

Gen. Inc.: 1.7

Issued: 21-DEC-06

Band	I	II	III	IV	V
GS Range	1-6	7-10	11-12	13-14	15-15
Interval					
01	19,520 - 32,698	42,224 - 53,196	55,138 - 68,817	78,587 - 97,314	109,237 - 123,801
02	32,699 - 42,581	53,197 - 61,426	68,818 - 79,076	97,315 - 111,359	123,802 - 134,725
03	42,582 - 49,170	61,427 - 66,912	79,077 - 85,915	111,360 - 120,723	134,726 - 142,007
04	49,171 - 50,645	66,913 - 68,919	85,916 - 88,492	120,724 - 124,345	142,008 - 145,400
05	50,646 - 52,164	68,920 - 70,987	88,493 - 91,147	124,346 - 128,075	145,400 - 145,400

Series:

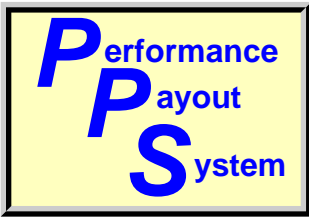
1811

Titles:

Cities:

Counties:

Locality Area: Cincinnati-Middletown-Wilmington, OH-KY-IN



Special Pay Tables

Report run on: January 16, 2007 2:56 PM

Page 32 of 191

PPS: CLE030501

OPM: 0305 PROFESSIONAL

Path: ZP

Effective:

07-JAN-07

Prev. Yr Rate .1541

Curr. Yr Rate: .1596

Loc. Diff: 1.00477

Gen. Inc.: 1.7

Issued: 21-DEC-06

Band	I	II	III	IV	V
GS Range	1-6	7-10	11-12	13-14	15-15
Interval					
01	0 - 0	36,806 - 49,093	54,471 - 67,984	77,636 - 96,137	107,916 - 122,304
02	29,893 - 37,773	49,094 - 58,308	67,985 - 78,119	96,138 - 110,013	122,305 - 133,096
03	37,774 - 43,056	58,309 - 64,451	78,120 - 84,876	110,014 - 119,263	133,097 - 140,290
04	43,057 - 44,348	64,452 - 66,385	84,877 - 87,422	119,264 - 122,841	140,291 - 144,499
05	44,349 - 45,678	66,386 - 68,377	87,423 - 90,045	122,842 - 126,526	144,500 - 145,400

Series:

0690

Titles:

Cities:

Counties:

Ashtabula Co. OH 39 0000 007

Cuyahoga Co. OH 39 0000 035

Geauga Co. OH 39 0000 055

Lake Co. OH 39 0000 085

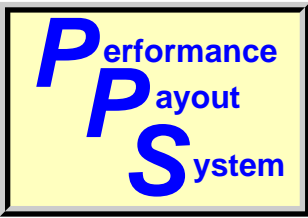
Lorain Co. OH 39 0000 093

Medina Co. OH 39 0000 103

Portage Co. OH 39 0000 133

Summit Co. OH 39 0000 153

Locality Area: **Cleveland-Akron-Elyria, OH**



Special Pay Tables

Report run on: January 16, 2007 2:56 PM

Page 33 of 191

PPS: CLE041401

OPM: 0414 PROFESSIONAL

Path: ZP

Effective:

07-JAN-07

Prev. Yr Rate .1541

Curr. Yr Rate: .1596

Loc. Diff: 1.00477

Gen. Inc.: 1.7

Issued: 21-DEC-06

Band	I	II	III	IV	V
GS Range	1-6	7-10	11-12	13-14	15-15
Interval					
01	0 - 0	41,262 - 51,568	54,471 - 67,984	77,636 - 96,137	107,916 - 122,304
02	33,309 - 37,773	51,569 - 59,298	67,985 - 78,119	96,138 - 110,013	122,305 - 133,096
03	37,774 - 43,056	59,299 - 64,451	78,120 - 84,876	110,014 - 119,263	133,097 - 140,290
04	43,057 - 44,348	64,452 - 66,385	84,877 - 87,422	119,264 - 122,841	140,291 - 144,499
05	44,349 - 45,678	66,386 - 68,377	87,423 - 90,045	122,842 - 126,526	144,500 - 145,400

Series:

0801
0861

0808
0871

0810
0896

0819

0830

Titles:

Cities:

Counties:

Ashtabula Co. OH 39 0000 007

Cuyahoga Co. OH 39 0000 035

Geauga Co. OH 39 0000 055

Lake Co. OH 39 0000 085

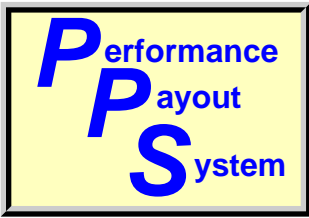
Lorain Co. OH 39 0000 093

Medina Co. OH 39 0000 103

Portage Co. OH 39 0000 133

Summit Co. OH 39 0000 153

Locality Area: **Cleveland-Akron-Elyria, OH**



Special Pay Tables

Report run on: January 16, 2007 2:56 PM

Page 34 of 191

PPS: CLE042201

OPM: 0422 PROFESSIONAL

Path: ZP

Effective:

07-JAN-07

Prev. Yr Rate .1541

Curr. Yr Rate: .1596

Loc. Diff: 1.00477

Gen. Inc.: 1.7

Issued: 21-DEC-06

Band	I	II	III	IV	V
GS Range	1-6	7-10	11-12	13-14	15-15
Interval					
01	0 - 0	41,262 - 51,568	54,804 - 68,169	77,636 - 96,137	107,916 - 122,304
02	33,309 - 37,773	51,569 - 59,298	68,170 - 78,193	96,138 - 110,013	122,305 - 133,096
03	37,774 - 43,056	59,299 - 64,451	78,194 - 84,876	110,014 - 119,263	133,097 - 140,290
04	43,057 - 44,348	64,452 - 66,385	84,877 - 87,422	119,264 - 122,841	140,291 - 144,499
05	44,349 - 45,678	66,386 - 68,377	87,423 - 90,045	122,842 - 126,526	144,500 - 145,400

Series:

0850

0855

Titles:

Cities:

Counties:

Ashtabula Co. OH 39 0000 007

Cuyahoga Co. OH 39 0000 035

Geauga Co. OH 39 0000 055

Lake Co. OH 39 0000 085

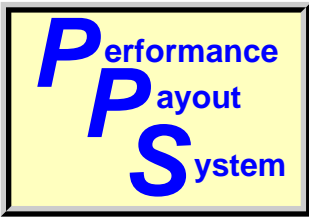
Lorain Co. OH 39 0000 093

Medina Co. OH 39 0000 103

Portage Co. OH 39 0000 133

Summit Co. OH 39 0000 153

Locality Area: **Cleveland-Akron-Elyria, OH**



Special Pay Tables

Report run on: January 16, 2007 2:56 PM

Page 35 of 191

PPS: CLE999B01

OPM: 999B PROFESSIONAL

Path: ZP

Effective:

07-JAN-07

Prev. Yr Rate .1541

Curr. Yr Rate: .1596

Loc. Diff: 1.00477

Gen. Inc.: 1.7

Issued: 21-DEC-06

Band	I	II	III	IV	V
GS Range	1-6	7-10	11-12	13-14	15-15
Interval					
01	0 - 0	42,214 - 52,613	55,429 - 68,517	77,636 - 96,137	107,916 - 122,304
02	35,360 - 40,037	52,614 - 60,412	68,518 - 78,332	96,138 - 110,013	122,305 - 133,096
03	40,038 - 45,966	60,413 - 65,611	78,333 - 84,876	110,014 - 119,263	133,097 - 140,290
04	45,967 - 47,345	65,612 - 67,579	84,877 - 87,422	119,264 - 122,841	140,291 - 144,499
05	47,346 - 48,765	67,580 - 69,606	87,423 - 90,045	122,842 - 126,526	144,500 - 145,400

Series:

0854

1550

2210

Titles:

Cities:

Counties:

Ashtabula Co. OH 39 0000 007

Cuyahoga Co. OH 39 0000 035

Geauga Co. OH 39 0000 055

Lake Co. OH 39 0000 085

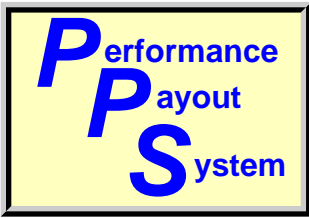
Lorain Co. OH 39 0000 093

Medina Co. OH 39 0000 103

Portage Co. OH 39 0000 133

Summit Co. OH 39 0000 153

Locality Area: **Cleveland-Akron-Elyria, OH**



Special Pay Tables

Report run on: January 16, 2007 2:56 PM

Page 36 of 191

PPS: CLELEO

OPM: LEO ADMINISTRATIVE

Path: ZA

Effective:

07-JAN-07

Prev. Yr Rate .1541

Curr. Yr Rate: .1596

Loc. Diff: 1.00477

Gen. Inc.: 1.7

Issued: 21-DEC-06

Band	I	II	III	IV	V
GS Range	1-6	7-10	11-12	13-14	15-15
Interval					
01	19,284 - 32,303	41,713 - 52,553	54,471 - 67,984	77,636 - 96,137	107,916 - 122,304
02	32,304 - 42,067	52,554 - 60,683	67,985 - 78,119	96,138 - 110,013	122,305 - 133,096
03	42,068 - 48,576	60,684 - 66,103	78,120 - 84,876	110,014 - 119,263	133,097 - 140,290
04	48,577 - 50,033	66,104 - 68,086	84,877 - 87,422	119,264 - 122,841	140,291 - 144,499
05	50,034 - 51,534	68,087 - 70,129	87,423 - 90,045	122,842 - 126,526	144,500 - 145,400

Series:

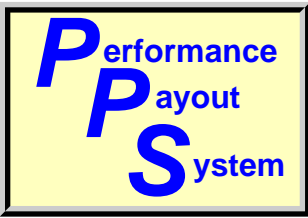
1811

Titles:

Cities:

Counties:

Locality Area: **Cleveland-Akron-Elyria, OH**



Special Pay Tables

Report run on: January 16, 2007 2:56 PM

Page 37 of 191

PPS: COL030501

OPM: 0305 PROFESSIONAL

Path: ZP

Effective:

07-JAN-07

Prev. Yr Rate .1485

Curr. Yr Rate: .15

Loc. Diff: 1.00131

Gen. Inc.: 1.7

Issued: 21-DEC-06

Band	I	II	III	IV	V
GS Range	1-6	7-10	11-12	13-14	15-15
Interval					
01	0 - 0	36,501 - 48,686	54,020 - 67,421	76,994 - 95,341	107,022 - 121,291
02	29,893 - 37,461	48,687 - 57,825	67,422 - 77,472	95,342 - 109,101	121,292 - 131,993
03	37,462 - 42,700	57,826 - 63,917	77,473 - 84,173	109,102 - 118,275	131,994 - 139,128
04	42,701 - 43,981	63,918 - 65,835	84,174 - 86,698	118,276 - 121,823	139,129 - 143,302
05	43,982 - 45,300	65,836 - 67,810	86,699 - 89,299	121,824 - 125,478	143,303 - 145,400

Series:

0690

Titles:

Cities:

Counties:

Delaware Co. OH 39 0000 041

Fairfield Co. OH 39 0000 045

Fayette Co. OH 39 0000 047

Franklin Co. OH 39 0000 049

Knox Co. OH 39 0000 083

Licking Co. OH 39 0000 089

Madison Co. OH 39 0000 097

Marion Co. OH 39 0000 101

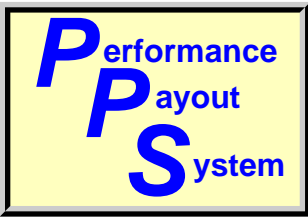
Morrow Co. OH 39 0000 117

Pickaway Co. OH 39 0000 129

Ross Co. OH 39 0000 141

Union Co. OH 39 0000 159

Locality Area: **Columbus-Marion-Chillicothe, OH**



Special Pay Tables

Report run on: January 16, 2007 2:56 PM

Page 38 of 191

PPS: COL041401

OPM: 0414 PROFESSIONAL

Path: ZP

Effective:

07-JAN-07

Prev. Yr Rate .1485

Curr. Yr Rate: .15

Loc. Diff: 1.00131

Gen. Inc.: 1.7

Issued: 21-DEC-06

Band	I	II	III	IV	V
GS Range	1-6	7-10	11-12	13-14	15-15
Interval					
01	0 - 0	41,262 - 51,331	54,020 - 67,421	76,994 - 95,341	107,022 - 121,291
02	33,309 - 37,461	51,332 - 58,883	67,422 - 77,472	95,342 - 109,101	121,292 - 131,993
03	37,462 - 42,700	58,884 - 63,917	77,473 - 84,173	109,102 - 118,275	131,994 - 139,128
04	42,701 - 43,981	63,918 - 65,835	84,174 - 86,698	118,276 - 121,823	139,129 - 143,302
05	43,982 - 45,300	65,836 - 67,810	86,699 - 89,299	121,824 - 125,478	143,303 - 145,400

Series:

0801
0861

0808
0871

0810
0896

0819

0830

Titles:

Cities:

Counties:

Delaware Co. OH 39 0000 041

Fairfield Co. OH 39 0000 045

Fayette Co. OH 39 0000 047

Franklin Co. OH 39 0000 049

Knox Co. OH 39 0000 083

Licking Co. OH 39 0000 089

Madison Co. OH 39 0000 097

Marion Co. OH 39 0000 101

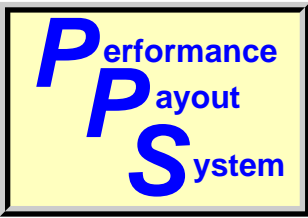
Morrow Co. OH 39 0000 117

Pickaway Co. OH 39 0000 129

Ross Co. OH 39 0000 141

Union Co. OH 39 0000 159

Locality Area: **Columbus-Marion-Chillicothe, OH**



Special Pay Tables

Report run on: January 16, 2007 2:56 PM

Page 39 of 191

PPS: COL042201

OPM: 0422 PROFESSIONAL

Path: ZP

Effective:

07-JAN-07

Prev. Yr Rate .1485

Curr. Yr Rate: .15

Loc. Diff: 1.00131

Gen. Inc.: 1.7

Issued: 21-DEC-06

Band	I	II	III	IV	V
GS Range	1-6	7-10	11-12	13-14	15-15
Interval					
01	0 - 0	41,262 - 51,331	54,804 - 67,857	76,994 - 95,341	107,022 - 121,291
02	33,309 - 37,461	51,332 - 58,883	67,858 - 77,647	95,342 - 109,101	121,292 - 131,993
03	37,462 - 42,700	58,884 - 63,917	77,648 - 84,173	109,102 - 118,275	131,994 - 139,128
04	42,701 - 43,981	63,918 - 65,835	84,174 - 86,698	118,276 - 121,823	139,129 - 143,302
05	43,982 - 45,300	65,836 - 67,810	86,699 - 89,299	121,824 - 125,478	143,303 - 145,400

Series:

0850

0855

Titles:

Cities:

Counties:

Delaware Co. OH 39 0000 041

Fairfield Co. OH 39 0000 045

Fayette Co. OH 39 0000 047

Franklin Co. OH 39 0000 049

Knox Co. OH 39 0000 083

Licking Co. OH 39 0000 089

Madison Co. OH 39 0000 097

Marion Co. OH 39 0000 101

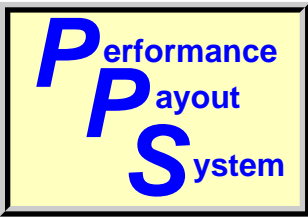
Morrow Co. OH 39 0000 117

Pickaway Co. OH 39 0000 129

Ross Co. OH 39 0000 141

Union Co. OH 39 0000 159

Locality Area: **Columbus-Marion-Chillicothe, OH**



Special Pay Tables

Report run on: January 16, 2007 2:56 PM

Page 40 of 191

PPS: COL999C01

OPM: 999C PROFESSIONAL

Path: ZP

Effective:

07-JAN-07

Prev. Yr Rate .1485

Curr. Yr Rate: .15

Loc. Diff: 1.00131

Gen. Inc.: 1.7

Issued: 21-DEC-06

Band	I	II	III	IV	V
GS Range	1-6	7-10	11-12	13-14	15-15
Interval					
01	0 - 0	42,849 - 52,965	56,369 - 68,726	76,994 - 95,341	107,022 - 121,291
02	35,872 - 40,520	52,966 - 60,553	68,727 - 77,994	95,342 - 109,101	121,292 - 131,993
03	40,521 - 46,633	60,554 - 65,611	77,995 - 84,173	109,102 - 118,275	131,994 - 139,128
04	46,634 - 48,032	65,612 - 67,579	84,174 - 86,698	118,276 - 121,823	139,129 - 143,302
05	48,033 - 49,473	67,580 - 69,606	86,699 - 89,299	121,824 - 125,478	143,303 - 145,400

Series:

0854

1550

2210

Titles:

Cities:

Counties:

Delaware Co. OH 39 0000 041

Fairfield Co. OH 39 0000 045

Fayette Co. OH 39 0000 047

Franklin Co. OH 39 0000 049

Knox Co. OH 39 0000 083

Licking Co. OH 39 0000 089

Madison Co. OH 39 0000 097

Marion Co. OH 39 0000 101

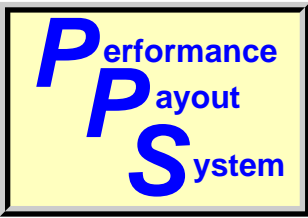
Morrow Co. OH 39 0000 117

Pickaway Co. OH 39 0000 129

Ross Co. OH 39 0000 141

Union Co. OH 39 0000 159

Locality Area: **Columbus-Marion-Chillicothe, OH**



Special Pay Tables

Report run on: January 16, 2007 2:56 PM

Page 41 of 191

PPS: COLLEO

OPM: LEO ADMINISTRATIVE

Path: ZA

Effective:

07-JAN-07

Prev. Yr Rate .1485

Curr. Yr Rate: .15

Loc. Diff: 1.00131

Gen. Inc.: 1.7

Issued: 21-DEC-06

Band	I	II	III	IV	V
GS Range	1-6	7-10	11-12	13-14	15-15
Interval					
01	19,125 - 32,036	41,368 - 52,118	54,020 - 67,421	76,994 - 95,341	107,022 - 121,291
02	32,037 - 41,719	52,119 - 60,181	67,422 - 77,472	95,342 - 109,101	121,292 - 131,993
03	41,720 - 48,174	60,182 - 65,556	77,473 - 84,173	109,102 - 118,275	131,994 - 139,128
04	48,175 - 49,619	65,557 - 67,523	84,174 - 86,698	118,276 - 121,823	139,129 - 143,302
05	49,620 - 51,108	67,524 - 69,549	86,699 - 89,299	121,824 - 125,478	143,303 - 145,400

Series:

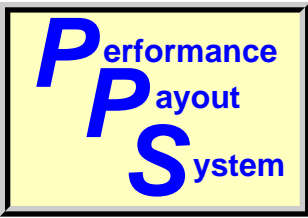
1811

Titles:

Cities:

Counties:

Locality Area: Columbus-Marion-Chillicothe, OH



Special Pay Tables

Report run on: January 16, 2007 2:56 PM

Page 42 of 191

PPS: DAY030501

OPM: 0305 PROFESSIONAL

Path: ZP

Effective:

07-JAN-07

Prev. Yr Rate .1383

Curr. Yr Rate: .1427

Loc. Diff: 1.00387

Gen. Inc.: 1.7

Issued: 21-DEC-06

Band	I	II	III	IV	V
GS Range	1-6	7-10	11-12	13-14	15-15
Interval					
01	0 - 0	36,269 - 48,377	53,677 - 66,993	76,505 - 94,736	106,343 - 120,522
02	29,893 - 37,222	48,378 - 57,457	66,994 - 76,981	94,737 - 108,409	120,523 - 131,156
03	37,223 - 42,428	57,458 - 63,511	76,982 - 83,639	108,410 - 117,524	131,157 - 138,245
04	42,429 - 43,701	63,512 - 65,416	83,640 - 86,148	117,525 - 121,050	138,246 - 142,392
05	43,702 - 45,012	65,417 - 67,378	86,149 - 88,732	121,051 - 124,682	142,393 - 145,400

Series:

0690

Titles:

Cities:

Counties:

Champaign Co. OH 39 0000 021

Clark Co. OH 39 0000 023

Darke Co. OH 39 0000 037

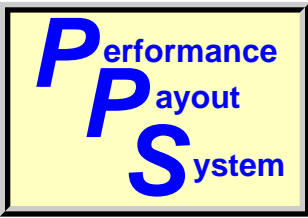
Greene Co. OH 39 0000 057

Miami Co. OH 39 0000 109

Montgomery Co. OH 39 0000 113

Preble Co. OH 39 0000 135

Locality Area: **Dayton-Springfield-Greenville, OH**



Special Pay Tables

Report run on: January 16, 2007 2:56 PM

Page 43 of 191

PPS: DAY041401

OPM: 0414 PROFESSIONAL

Path: ZP

Effective:

07-JAN-07

Prev. Yr Rate .1383

Curr. Yr Rate: .1427

Loc. Diff: 1.00387

Gen. Inc.: 1.7

Issued: 21-DEC-06

Band	I	II	III	IV	V
GS Range	1-6	7-10	11-12	13-14	15-15
Interval					
01	0 - 0	41,262 - 51,150	53,677 - 66,993	76,505 - 94,736	106,343 - 120,522
02	33,309 - 37,222	51,151 - 58,567	66,994 - 76,981	94,737 - 108,409	120,523 - 131,156
03	37,223 - 42,428	58,568 - 63,511	76,982 - 83,639	108,410 - 117,524	131,157 - 138,245
04	42,429 - 43,701	63,512 - 65,416	83,640 - 86,148	117,525 - 121,050	138,246 - 142,392
05	43,702 - 45,012	65,417 - 67,378	86,149 - 88,732	121,051 - 124,682	142,393 - 145,400

Series:

0801
0861

0808
0871

0810
0896

0819

0830

Titles:

Cities:

Counties:

Champaign Co. OH 39 0000 021

Clark Co. OH 39 0000 023

Darke Co. OH 39 0000 037

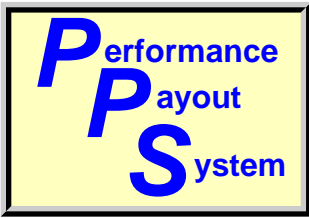
Greene Co. OH 39 0000 057

Miami Co. OH 39 0000 109

Montgomery Co. OH 39 0000 113

Preble Co. OH 39 0000 135

Locality Area: **Dayton-Springfield-Greenville, OH**



Special Pay Tables

Report run on: January 16, 2007 2:56 PM

Page 44 of 191

PPS: DAY042201 OPM: 0422 PROFESSIONAL Path: ZP Effective: 07-JAN-07

Prev. Yr Rate .1383 Curr. Yr Rate: .1427 Loc. Diff: 1.00387 Gen. Inc.: 1.7 Issued: 21-DEC-06

Band	I	II	III	IV	V
GS Range	1-6	7-10	11-12	13-14	15-15
Interval					
01	0 - 0	41,262 - 51,150	54,804 - 67,620	76,505 - 94,736	106,343 - 120,522
02	33,309 - 37,222	51,151 - 58,567	67,621 - 77,231	94,737 - 108,409	120,523 - 131,156
03	37,223 - 42,428	58,568 - 63,511	77,232 - 83,639	108,410 - 117,524	131,157 - 138,245
04	42,429 - 43,701	63,512 - 65,416	83,640 - 86,148	117,525 - 121,050	138,246 - 142,392
05	43,702 - 45,012	65,417 - 67,378	86,149 - 88,732	121,051 - 124,682	142,393 - 145,400

Series:

0850

0855

Titles:

Cities:

Counties:

Champaign Co. OH 39 0000 021

Clark Co. OH 39 0000 023

Darke Co. OH 39 0000 037

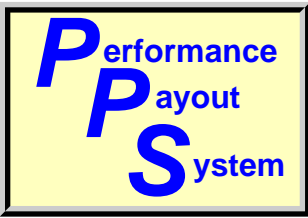
Greene Co. OH 39 0000 057

Miami Co. OH 39 0000 109

Montgomery Co. OH 39 0000 113

Preble Co. OH 39 0000 135

Locality Area: **Dayton-Springfield-Greenville, OH**



Special Pay Tables

Report run on: January 16, 2007 2:56 PM

Page 45 of 191

PPS: DAY999B01 OPM: 999B PROFESSIONAL Path: ZP Effective: 07-JAN-07

Prev. Yr Rate .1383 Curr. Yr Rate: .1427 Loc. Diff: 1.00387 Gen. Inc.: 1.7 Issued: 21-DEC-06

Band	I	II	III	IV	V
GS Range	1-6	7-10	11-12	13-14	15-15
Interval					
01	0 - 0	42,214 - 52,613	55,429 - 67,967	76,505 - 94,736	106,343 - 120,522
02	35,360 - 39,974	52,614 - 60,412	67,968 - 77,370	94,737 - 108,409	120,523 - 131,156
03	39,975 - 45,966	60,413 - 65,611	77,371 - 83,639	108,410 - 117,524	131,157 - 138,245
04	45,967 - 47,345	65,612 - 67,579	83,640 - 86,148	117,525 - 121,050	138,246 - 142,392
05	47,346 - 48,765	67,580 - 69,606	86,149 - 88,732	121,051 - 124,682	142,393 - 145,400

Series:

0854 1550 2210

Titles:

Cities:

Counties:

Champaign Co. OH 39 0000 021

Clark Co. OH 39 0000 023

Darke Co. OH 39 0000 037

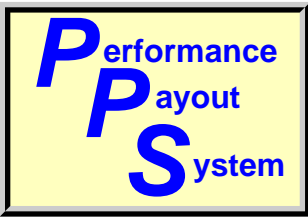
Greene Co. OH 39 0000 057

Miami Co. OH 39 0000 109

Montgomery Co. OH 39 0000 113

Preble Co. OH 39 0000 135

Locality Area: Dayton-Springfield-Greenville, OH



Special Pay Tables

Report run on: January 16, 2007 2:56 PM

Page 46 of 191

PPS: DAYLEO

OPM: LEO ADMINISTRATIVE

Path: ZA

Effective:

07-JAN-07

Prev. Yr Rate .1383

Curr. Yr Rate: .1427

Loc. Diff: 1.00387

Gen. Inc.: 1.7

Issued: 21-DEC-06

Band	I	II	III	IV	V
GS Range	1-6	7-10	11-12	13-14	15-15
Interval					
01	19,003 - 31,832	41,105 - 51,787	53,677 - 66,993	76,505 - 94,736	106,343 - 120,522
02	31,833 - 41,454	51,788 - 59,799	66,994 - 76,981	94,737 - 108,409	120,523 - 131,156
03	41,455 - 47,868	59,800 - 65,140	76,982 - 83,639	108,410 - 117,524	131,157 - 138,245
04	47,869 - 49,304	65,141 - 67,094	83,640 - 86,148	117,525 - 121,050	138,246 - 142,392
05	49,305 - 50,783	67,095 - 69,107	86,149 - 88,732	121,051 - 124,682	142,393 - 145,400

Series:

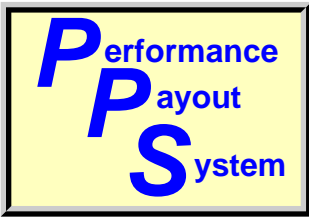
1811

Titles:

Cities:

Counties:

Locality Area: Dayton-Springfield-Greenville, OH



Special Pay Tables

Report run on: January 16, 2007 2:56 PM

Page 47 of 191

PPS: DCB002903 OPM: 0029 CLERICAL AND SUPPORT Path: ZS Effective: 07-JAN-07

Prev. Yr Rate .175 Curr. Yr Rate: .1859 Loc. Diff: 1.00928 Gen. Inc.: 1.7 Issued: 21-DEC-06

Band	I	II	III	IV	V
GS Range	1-2	3-4	5-6	7-8	9-10
Interval					
01	22,924 - 23,557	24,481 - 29,291	30,386 - 36,451	37,640 - 44,997	46,041 - 54,873
02	23,558 - 26,433	29,292 - 32,898	36,452 - 41,000	44,998 - 50,515	54,874 - 61,496
03	26,434 - 28,351	32,899 - 35,303	41,001 - 44,032	50,516 - 54,194	61,497 - 65,912
04	28,352 - 29,202	35,304 - 36,362	44,033 - 45,353	54,195 - 55,820	65,913 - 67,889
05	29,203 - 30,078	36,363 - 37,453	45,354 - 46,714	55,821 - 57,495	67,890 - 69,926

Series:

0322

0326

0356

Titles: DATA TRANSCRIPTION
STENOGRAPY OR TYPING

OFFICE AUTOMATION
TYPING

STENOGRAPY

Cities:

ALEXANDRIA VA 51 0040 510

DAHLGREN VA 51 0695 099

FAIRFAX VA 51 0900 600

FALLS CHURCH VA 51 0930 610

MANASSAS PARK VA 51 1549 685

MANASSAS VA 51 1550 683

VINT HILL FARMS MIL INS VA 51 2518 061

Counties:

ARLINGTON VA 51 0000 013

CALVERT MD 24 0000 009

CHARLES MD 24 0000 017

DISTRICT OF COLUMBIA DC 11 0000 001

FAIRFAX VA 51 0000 059

FREDERICK MD 24 0000 021

LOUDOUN VA 51 0000 107

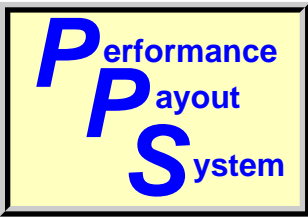
MONTGOMERY MD 24 0000 031

PRINCE GEORGE'S MD 24 0000 033

PRINCE WILLIAM VA 51 0000 153

STAFFORD VA 51 0000 179

Locality Area: Washington-Baltimore-Northern Virginia, DC-MD-PA-VA-WV



Special Pay Tables

Report run on: January 16, 2007 2:56 PM

Page 48 of 191

PPS: DCB003201

OPM: 0032 PROFESSIONAL

Path: ZP

Effective:

07-JAN-07

Prev. Yr Rate .175

Curr. Yr Rate: .1859

Loc. Diff: 1.00928

Gen. Inc.: 1.7

Issued: 21-DEC-06

Band	I	II	III	IV	V
GS Range	1-6	7-10	11-12	13-14	15-15
Interval					
01	0 - 0	42,532 - 53,687	61,536 - 73,549	79,397 - 98,317	110,363 - 125,078
02	37,922 - 42,725	53,688 - 62,053	73,550 - 82,559	98,318 - 112,507	125,079 - 136,114
03	42,726 - 49,297	62,054 - 67,630	82,560 - 88,565	112,508 - 121,967	136,115 - 143,471
04	49,298 - 50,776	67,631 - 69,659	88,566 - 91,222	121,968 - 125,626	143,472 - 145,400
05	50,777 - 52,299	69,660 - 71,749	91,223 - 93,959	125,627 - 129,395	145,400 - 145,400

Series:

1529

Titles:

Cities:

WASHINGTON DC 11 0010 001

Counties:

ALEXANDRIA VA 51 0000 510

ANNE ARUNDEL MD 24 0000 003

ARLINGTON VA 51 0000 013

CALVERT MD 24 0000 009

CHARLES MD 24 0000 017

FAIRFAX VA 51 0000 059

FAIRFAX VA 51 0000 600

FALLS CHURCH VA 51 0000 610

FREDERICK MD 24 0000 021

LOUDOUN VA 51 0000 107

MANASSAS PARK VA 51 0000 685

MANASSAS VA 51 0000 683

MONTGOMERY MD 24 0000 031

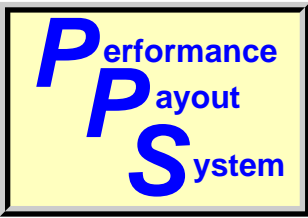
PRINCE GEORGE'S MD 24 0000 033

PRINCE WILLIAM VA 51 0000 153

STAFFORD VA 51 0000 179

Locality Area:

Washington-Baltimore-Northern Virginia, DC-MD-PA-VA-WV



Special Pay Tables

Report run on: January 16, 2007 2:56 PM

Page 49 of 191

PPS: DCB022301

OPM: 0223 PROFESSIONAL

Path: ZP

Effective:

07-JAN-07

Prev. Yr Rate .175

Curr. Yr Rate: .1859

Loc. Diff: 1.00928

Gen. Inc.: 1.7

Issued: 21-DEC-06

Band	I	II	III	IV	V
GS Range	1-6	7-10	11-12	13-14	15-15
Interval					
01	0 - 0	41,262 - 52,218	55,706 - 69,526	79,397 - 98,317	110,363 - 125,078
02	33,309 - 38,630	52,219 - 60,434	69,527 - 79,891	98,318 - 112,507	125,079 - 136,114
03	38,631 - 44,032	60,435 - 65,912	79,892 - 86,801	112,508 - 121,967	136,115 - 143,471
04	44,033 - 45,353	65,913 - 67,889	86,802 - 89,405	121,968 - 125,626	143,472 - 145,400
05	45,354 - 46,714	67,890 - 69,926	89,406 - 92,087	125,627 - 129,395	145,400 - 145,400

Series:

1370

Titles:

Cities:

ALEXANDRIA VA 51 0040 510

FAIRFAX VA 51 0900 600

FALLS CHURCH VA 51 0930 610

MANASSAS PARK VA 51 1549 685

MANASSAS VA 51 1550 683

Counties:

ARLINGTON VA 51 0000 013

CALVERT MD 24 0000 009

CHARLES MD 24 0000 017

DISTRICT OF COLUMBIA DC 11 0000 001

FAIRFAX VA 51 0000 059

FREDERICK MD 24 0000 021

LOUDOUN VA 51 0000 107

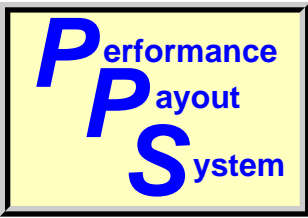
MONTGOMERY MD 24 0000 031

PRINCE GEORGE'S MD 24 0000 033

PRINCE WILLIAM VA 51 0000 153

STAFFORD VA 51 0000 179

Locality Area: **Washington-Baltimore-Northern Virginia, DC-MD-PA-VA-WV**



Special Pay Tables

Report run on: January 16, 2007 2:56 PM

Page 50 of 191

PPS: DCB030402

OPM: 0304 ADMINISTRATIVE

Path: ZA

Effective:

07-JAN-07

Prev. Yr Rate .175

Curr. Yr Rate: .1859

Loc. Diff: 1.00928

Gen. Inc.: 1.7

Issued: 21-DEC-06

Band	I	II	III	IV	V
GS Range	1-6	7-10	11-12	13-14	15-15
Interval					
01	27,480 - 30,526	47,882 - 55,895	55,706 - 69,526	79,397 - 98,317	110,363 - 125,078
02	30,527 - 38,630	55,896 - 61,905	69,527 - 79,891	98,318 - 112,507	125,079 - 136,114
03	38,631 - 44,032	61,906 - 65,912	79,892 - 86,801	112,508 - 121,967	136,115 - 143,471
04	44,033 - 45,353	65,913 - 67,889	86,802 - 89,405	121,968 - 125,626	143,472 - 145,400
05	45,354 - 46,714	67,890 - 69,926	89,406 - 92,087	125,627 - 129,395	145,400 - 145,400

Series:

0610

Titles:

Cities:

ALEXANDRIA VA 51 0040 510

FAIRFAX VA 51 0900 600

FALLS CHURCH VA 51 0930 610

FORT MEADE MD 24 0575 003

MANASSAS PARK VA 51 1549 685

MANASSAS VA 51 1550 683

Counties:

ARLINGTON VA 51 0000 013

CALVERT MD 24 0000 009

CHARLES MD 24 0000 017

DISTRICT OF COLUMBIA DC 11 0000 001

FAIRFAX VA 51 0000 059

FREDERICK MD 24 0000 021

LOUDOUN VA 51 0000 107

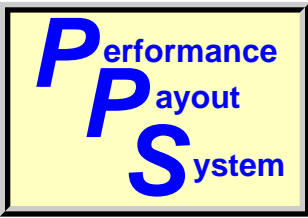
MONTGOMERY MD 24 0000 031

PRINCE GEORGE'S MD 24 0000 033

PRINCE WILLIAM VA 51 0000 153

STAFFORD VA 51 0000 179

Locality Area: **Washington-Baltimore-Northern Virginia, DC-MD-PA-VA-WV**



Special Pay Tables

Report run on: January 16, 2007 2:56 PM

Page 51 of 191

PPS: DCB030501

OPM: 0305 PROFESSIONAL

Path: ZP

Effective:

07-JAN-07

Prev. Yr Rate .175

Curr. Yr Rate: .1859

Loc. Diff: 1.00928

Gen. Inc.: 1.7

Issued: 21-DEC-06

Band	I	II	III	IV	V
GS Range	1-6	7-10	11-12	13-14	15-15
Interval					
01	29,893 - 30,526	37,640 - 50,205	55,706 - 69,526	79,397 - 98,317	110,363 - 125,078
02	30,527 - 38,630	50,206 - 59,629	69,527 - 79,891	98,318 - 112,507	125,079 - 136,114
03	38,631 - 44,032	59,630 - 65,912	79,892 - 86,801	112,508 - 121,967	136,115 - 143,471
04	44,033 - 45,353	65,913 - 67,889	86,802 - 89,405	121,968 - 125,626	143,472 - 145,400
05	45,354 - 46,714	67,890 - 69,926	89,406 - 92,087	125,627 - 129,395	145,400 - 145,400

Series:

0690

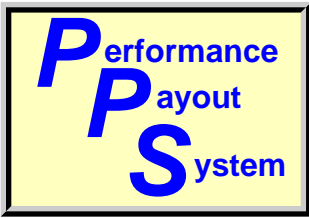
Titles:

Cities:

Counties:

- | | | |
|-------------------------------------|------------------------------------|---------------------------------|
| Adams Co. PA 42 0000 001 | Alexandria City VA 51 0000 510 | Anne Arundel Co. MD 24 0000 003 |
| Arlington Co. VA 51 0000 013 | Baltimore City MD 24 0000 510 | Baltimore Co. MD 24 0000 005 |
| Berkeley Co. WV 54 0000 003 | Calvert Co. MD 24 0000 009 | Carroll Co. MD 24 0000 013 |
| Charles Co. MD 24 0000 017 | Clarke Co. VA 51 0000 043 | Culpeper Co. VA 51 0000 047 |
| District of Columbia DC 11 0000 001 | Fairfax City VA 51 0000 600 | Fairfax Co. VA 51 0000 059 |
| Falls Church City VA 51 0000 610 | Fauquier Co. VA 51 0000 061 | Frederick Co. MD 24 0000 021 |
| Frederick Co. VA 51 0000 069 | Fredericksburg City VA 51 0000 630 | Hampshire Co. WV 54 0000 027 |
| Harford Co. MD 24 0000 025 | Howard Co. MD 24 0000 027 | Jefferson Co. WV 54 0000 037 |
| King George Co. VA 51 0000 099 | Loudoun Co. VA 51 0000 107 | Manassas City VA 51 0000 683 |
| Manassas Park City VA 51 0000 685 | Montgomery Co. MD 24 0000 031 | Morgan Co. WV 54 0000 065 |
| Prince George's Co. MD 24 0000 033 | Prince William Co. VA 51 0000 153 | Queen Anne's Co. MD 24 0000 035 |
| Spotsylvania Co. VA 51 0000 177 | St. Mary's Co. MD 24 0000 037 | Stafford Co. VA 51 0000 179 |
| Warren Co. VA 51 0000 187 | Washington Co. MD 24 0000 043 | Winchester City VA 51 0000 840 |
| York Co. PA 42 0000 133 | | |

Locality Area: **Washington-Baltimore-Northern Virginia, DC-MD-PA-VA-WV**



Special Pay Tables

Report run on: January 16, 2007 2:56 PM

Page 52 of 191

PPS: DCB041401

OPM: 0414 PROFESSIONAL

Path: ZP

Effective:

07-JAN-07

Prev. Yr Rate .175

Curr. Yr Rate: .1859

Loc. Diff: 1.00928

Gen. Inc.: 1.7

Issued: 21-DEC-06

Band	I	II	III	IV	V
GS Range	1-6	7-10	11-12	13-14	15-15
Interval					
01	0 - 0	41,262 - 52,218	55,706 - 69,526	79,397 - 98,317	110,363 - 125,078
02	33,309 - 38,630	52,219 - 60,434	69,527 - 79,891	98,318 - 112,507	125,079 - 136,114
03	38,631 - 44,032	60,435 - 65,912	79,892 - 86,801	112,508 - 121,967	136,115 - 143,471
04	44,033 - 45,353	65,913 - 67,889	86,802 - 89,405	121,968 - 125,626	143,472 - 145,400
05	45,354 - 46,714	67,890 - 69,926	89,406 - 92,087	125,627 - 129,395	145,400 - 145,400

Series:

0801
0861

0808
0871

0810
0896

0819

0830

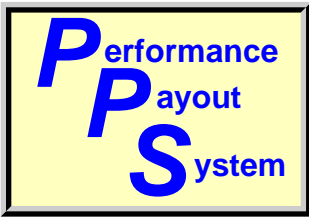
Titles:

Cities:

Counties:

- | | | |
|-------------------------------------|------------------------------------|---------------------------------|
| Adams Co. PA 42 0000 001 | Alexandria City VA 51 0000 510 | Anne Arundel Co. MD 24 0000 003 |
| Arlington Co. VA 51 0000 013 | Baltimore City MD 24 0000 510 | Baltimore Co. MD 24 0000 005 |
| Berkeley Co. WV 54 0000 003 | Calvert Co. MD 24 0000 009 | Carroll Co. MD 24 0000 013 |
| Charles Co. MD 24 0000 017 | Clarke Co. VA 51 0000 043 | Culpeper Co. VA 51 0000 047 |
| District of Columbia DC 11 0000 001 | Fairfax City VA 51 0000 600 | Fairfax Co. VA 51 0000 059 |
| Falls Church City VA 51 0000 610 | Fauquier Co. VA 51 0000 061 | Frederick Co. MD 24 0000 021 |
| Frederick Co. VA 51 0000 069 | Fredericksburg City VA 51 0000 630 | Hampshire Co. WV 54 0000 027 |
| Harford Co. MD 24 0000 025 | Howard Co. MD 24 0000 027 | Jefferson Co. WV 54 0000 037 |
| King George Co. VA 51 0000 099 | Loudoun Co. VA 51 0000 107 | Manassas City VA 51 0000 683 |
| Manassas Park City VA 51 0000 685 | Montgomery Co. MD 24 0000 031 | Morgan Co. WV 54 0000 065 |
| Prince George's Co. MD 24 0000 033 | Prince William Co. VA 51 0000 153 | Queen Anne's Co. MD 24 0000 035 |
| Spotsylvania Co. VA 51 0000 177 | St. Mary's Co. MD 24 0000 037 | Stafford Co. VA 51 0000 179 |
| Warren Co. VA 51 0000 187 | Washington Co. MD 24 0000 043 | Winchester City VA 51 0000 840 |
| York Co. PA 42 0000 133 | | |

Locality Area: **Washington-Baltimore-Northern Virginia, DC-MD-PA-VA-WV**



Special Pay Tables

Report run on: January 16, 2007 2:56 PM

Page 53 of 191

PPS: DCB042201

OPM: 0422 PROFESSIONAL

Path: ZP

Effective:

07-JAN-07

Prev. Yr Rate .175

Curr. Yr Rate: .1859

Loc. Diff: 1.00928

Gen. Inc.: 1.7

Issued: 21-DEC-06

Band	I	II	III	IV	V
GS Range	1-6	7-10	11-12	13-14	15-15
Interval					
01	0 - 0	41,262 - 52,218	55,706 - 69,526	79,397 - 98,317	110,363 - 125,078
02	33,309 - 38,630	52,219 - 60,434	69,527 - 79,891	98,318 - 112,507	125,079 - 136,114
03	38,631 - 44,032	60,435 - 65,912	79,892 - 86,801	112,508 - 121,967	136,115 - 143,471
04	44,033 - 45,353	65,913 - 67,889	86,802 - 89,405	121,968 - 125,626	143,472 - 145,400
05	45,354 - 46,714	67,890 - 69,926	89,406 - 92,087	125,627 - 129,395	145,400 - 145,400

Series:

0850

0855

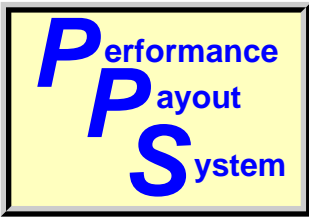
Titles:

Cities:

Counties:

- | | | |
|-------------------------------------|------------------------------------|---------------------------------|
| Adams Co. PA 42 0000 001 | Alexandria City VA 51 0000 510 | Anne Arundel Co. MD 24 0000 003 |
| Arlington Co. VA 51 0000 013 | Baltimore City MD 24 0000 510 | Baltimore Co. MD 24 0000 005 |
| Berkeley Co. WV 54 0000 003 | Calvert Co. MD 24 0000 009 | Carroll Co. MD 24 0000 013 |
| Charles Co. MD 24 0000 017 | Clarke Co. VA 51 0000 043 | Culpeper Co. VA 51 0000 047 |
| District of Columbia DC 11 0000 001 | Fairfax City VA 51 0000 600 | Fairfax Co. VA 51 0000 059 |
| Falls Church City VA 51 0000 610 | Fauquier Co. VA 51 0000 061 | Frederick Co. MD 24 0000 021 |
| Frederick Co. VA 51 0000 069 | Fredericksburg City VA 51 0000 630 | Hampshire Co. WV 54 0000 027 |
| Harford Co. MD 24 0000 025 | Howard Co. MD 24 0000 027 | Jefferson Co. WV 54 0000 037 |
| King George Co. VA 51 0000 099 | Loudoun Co. VA 51 0000 107 | Manassas City VA 51 0000 683 |
| Manassas Park City VA 51 0000 685 | Montgomery Co. MD 24 0000 031 | Morgan Co. WV 54 0000 065 |
| Prince George's Co. MD 24 0000 033 | Prince William Co. VA 51 0000 153 | Queen Anne's Co. MD 24 0000 035 |
| Spotsylvania Co. VA 51 0000 177 | St. Mary's Co. MD 24 0000 037 | Stafford Co. VA 51 0000 179 |
| Warren Co. VA 51 0000 187 | Washington Co. MD 24 0000 043 | Winchester City VA 51 0000 840 |
| York Co. PA 42 0000 133 | | |

Locality Area: **Washington-Baltimore-Northern Virginia, DC-MD-PA-VA-WV**



Special Pay Tables

Report run on: January 16, 2007 2:56 PM

Page 54 of 191

PPS: DCB983D03 OPM: 983D CLERICAL AND SUPPORT Path: ZS Effective: 07-JAN-07

Prev. Yr Rate .175 Curr. Yr Rate: .1859 Loc. Diff: 1.00928 Gen. Inc.: 1.7 Issued: 21-DEC-06

Band	I	II	III	IV	V
GS Range	1-2	3-4	5-6	7-8	9-10
Interval					
01	19,722 - 23,357	32,292 - 36,595	36,128 - 43,339	44,753 - 52,485	50,859 - 59,380
02	23,358 - 26,083	36,596 - 39,822	43,340 - 48,747	52,486 - 58,285	59,381 - 65,771
03	26,084 - 27,901	39,823 - 41,974	48,748 - 52,353	58,286 - 62,151	65,772 - 70,031
04	27,902 - 28,738	41,975 - 43,233	52,354 - 53,924	62,152 - 64,016	70,032 - 72,132
05	28,739 - 29,600	43,234 - 44,530	53,925 - 55,542	64,017 - 65,936	72,133 - 74,296

Series:

0083

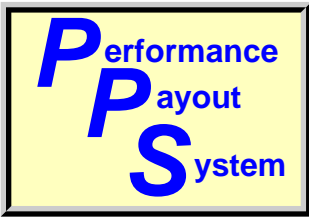
Titles:

Cities:

Counties:

- | | | |
|-------------------------------------|------------------------------------|---------------------------------|
| Adams Co. PA 42 0000 001 | Alexandria City VA 51 0000 510 | Anne Arundel Co. MD 24 0000 003 |
| Arlington Co. VA 51 0000 013 | Baltimore City MD 24 0000 510 | Baltimore Co. MD 24 0000 005 |
| Berkeley Co. WV 54 0000 003 | Calvert Co. MD 24 0000 009 | Carroll Co. MD 24 0000 013 |
| Charles Co. MD 24 0000 017 | Clarke Co. VA 51 0000 043 | Culpeper Co. VA 51 0000 047 |
| District of Columbia DC 11 0000 001 | Fairfax City VA 51 0000 600 | Fairfax Co. VA 51 0000 059 |
| Falls Church City VA 51 0000 610 | Fauquier Co. VA 51 0000 061 | Frederick Co. MD 24 0000 021 |
| Frederick Co. VA 51 0000 069 | Fredericksburg City VA 51 0000 630 | Hampshire Co. WV 54 0000 027 |
| Harford Co. MD 24 0000 025 | Howard Co. MD 24 0000 027 | Jefferson Co. WV 54 0000 037 |
| King George Co. VA 51 0000 099 | Loudoun Co. VA 51 0000 107 | Manassas City VA 51 0000 683 |
| Manassas Park City VA 51 0000 685 | Montgomery Co. MD 24 0000 031 | Morgan Co. WV 54 0000 065 |
| Prince George's Co. MD 24 0000 033 | Prince William Co. VA 51 0000 153 | Queen Anne's Co. MD 24 0000 035 |
| Spotsylvania Co. VA 51 0000 177 | St. Mary's Co. MD 24 0000 037 | Stafford Co. VA 51 0000 179 |
| Warren Co. VA 51 0000 187 | Washington Co. MD 24 0000 043 | Winchester City VA 51 0000 840 |
| York Co. PA 42 0000 133 | | |

Locality Area: **Washington-Baltimore-Northern Virginia, DC-MD-PA-VA-WV**



Special Pay Tables

Report run on: January 16, 2007 2:56 PM

Page 55 of 191

PPS: DCB999C01

OPM: 999C PROFESSIONAL

Path: ZP

Effective:

07-JAN-07

Prev. Yr Rate .175

Curr. Yr Rate: .1859

Loc. Diff: 1.00928

Gen. Inc.: 1.7

Issued: 21-DEC-06

Band	I	II	III	IV	V
GS Range	1-6	7-10	11-12	13-14	15-15
Interval					
01	0 - 0	42,849 - 53,099	56,369 - 69,894	79,397 - 98,317	110,363 - 125,078
02	35,872 - 40,653	53,100 - 60,787	69,895 - 80,038	98,318 - 112,507	125,079 - 136,114
03	40,654 - 46,633	60,788 - 65,912	80,039 - 86,801	112,508 - 121,967	136,115 - 143,471
04	46,634 - 48,032	65,913 - 67,889	86,802 - 89,405	121,968 - 125,626	143,472 - 145,400
05	48,033 - 49,473	67,890 - 69,926	89,406 - 92,087	125,627 - 129,395	145,400 - 145,400

Series:

0854

1550

2210

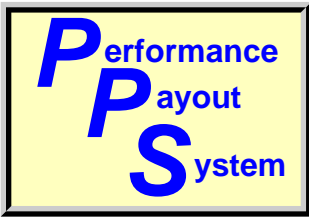
Titles:

Cities:

Counties:

- | | | |
|-------------------------------------|------------------------------------|---------------------------------|
| Adams Co. PA 42 0000 001 | Alexandria City VA 51 0000 510 | Anne Arundel Co. MD 24 0000 003 |
| Arlington Co. VA 51 0000 013 | Baltimore City MD 24 0000 510 | Baltimore Co. MD 24 0000 005 |
| Berkeley Co. WV 54 0000 003 | Calvert Co. MD 24 0000 009 | Carroll Co. MD 24 0000 013 |
| Charles Co. MD 24 0000 017 | Clarke Co. VA 51 0000 043 | Culpeper Co. VA 51 0000 047 |
| District of Columbia DC 11 0000 001 | Fairfax City VA 51 0000 600 | Fairfax Co. VA 51 0000 059 |
| Falls Church City VA 51 0000 610 | Fauquier Co. VA 51 0000 061 | Frederick Co. MD 24 0000 021 |
| Frederick Co. VA 51 0000 069 | Fredericksburg City VA 51 0000 630 | Hampshire Co. WV 54 0000 027 |
| Harford Co. MD 24 0000 025 | Howard Co. MD 24 0000 027 | Jefferson Co. WV 54 0000 037 |
| King George Co. VA 51 0000 099 | Loudoun Co. VA 51 0000 107 | Manassas City VA 51 0000 683 |
| Manassas Park City VA 51 0000 685 | Montgomery Co. MD 24 0000 031 | Morgan Co. WV 54 0000 065 |
| Prince George's Co. MD 24 0000 033 | Prince William Co. VA 51 0000 153 | Queen Anne's Co. MD 24 0000 035 |
| Spotsylvania Co. VA 51 0000 177 | St. Mary's Co. MD 24 0000 037 | Stafford Co. VA 51 0000 179 |
| Warren Co. VA 51 0000 187 | Washington Co. MD 24 0000 043 | Winchester City VA 51 0000 840 |
| York Co. PA 42 0000 133 | | |

Locality Area: **Washington-Baltimore-Northern Virginia, DC-MD-PA-VA-WV**



Special Pay Tables

Report run on: January 16, 2007 2:56 PM

Page 56 of 191

PPS: DCBLEO

OPM: LEO ADMINISTRATIVE

Path: ZA

Effective:

07-JAN-07

Prev. Yr Rate .175

Curr. Yr Rate: .1859

Loc. Diff: 1.00928

Gen. Inc.: 1.7

Issued: 21-DEC-06

Band	I	II	III	IV	V
GS Range	1-6	7-10	11-12	13-14	15-15
Interval					
01	19,722 - 33,035	42,659 - 53,745	55,706 - 69,526	79,397 - 98,317	110,363 - 125,078
02	33,036 - 43,020	53,746 - 62,059	69,527 - 79,891	98,318 - 112,507	125,079 - 136,114
03	43,021 - 49,677	62,060 - 67,602	79,892 - 86,801	112,508 - 121,967	136,115 - 143,471
04	49,678 - 51,167	67,603 - 69,630	86,802 - 89,405	121,968 - 125,626	143,472 - 145,400
05	51,168 - 52,702	69,631 - 71,719	89,406 - 92,087	125,627 - 129,395	145,400 - 145,400

Series:

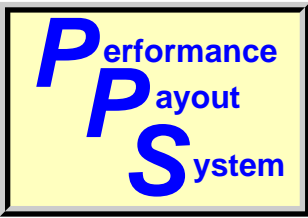
1811

Titles:

Cities:

Counties:

Locality Area: Washington-Baltimore-Northern Virginia, DC-MD-PA-VA-WV



Special Pay Tables

Report run on: January 16, 2007 2:56 PM

Page 57 of 191

PPS: DEN030501 OPM: 0305 PROFESSIONAL Path: ZP Effective: 07-JAN-07

Prev. Yr Rate .1949 Curr. Yr Rate: .2002 Loc. Diff: 1.00444 Gen. Inc.: 1.7 Issued: 21-DEC-06

Band	I	II	III	IV	V
GS Range	1-6	7-10	11-12	13-14	15-15
Interval					
01	29,893 - 30,894	38,094 - 50,811	56,378 - 70,364	80,355 - 99,503	111,694 - 126,586
02	30,895 - 39,095	50,812 - 60,349	70,365 - 80,854	99,504 - 113,864	126,587 - 137,755
03	39,096 - 44,563	60,350 - 66,707	80,855 - 87,847	113,865 - 123,438	137,756 - 145,201
04	44,564 - 45,900	66,708 - 68,708	87,848 - 90,482	123,439 - 127,141	145,202 - 145,400
05	45,901 - 47,277	68,709 - 70,769	90,483 - 93,196	127,142 - 130,955	145,400 - 145,400

Series:

0690

Titles:

Cities:

Counties:

Adams Co. CO 08 0000 001

Arapahoe Co. CO 08 0000 005

Boulder Co. CO 08 0000 013

Broomfield Co. CO 08 0000 014

Clear Creek Co. CO 08 0000 019

Denver Co. CO 08 0000 031

Douglas Co. CO 08 0000 035

Elbert Co. CO 08 0000 039

Gilpin Co. CO 08 0000 047

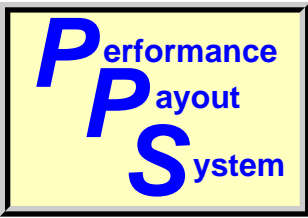
Jefferson Co. CO 08 0000 059

Larimer Co. CO 08 0000 069

Park Co. CO 08 0000 093

Weld Co. CO 08 0000 123

Locality Area: **Denver-Aurora-Boulder, CO**



Special Pay Tables

Report run on: January 16, 2007 2:56 PM

Page 58 of 191

PPS: DEN041401

OPM: 0414 PROFESSIONAL

Path: ZP

Effective:

07-JAN-07

Prev. Yr Rate .1949

Curr. Yr Rate: .2002

Loc. Diff: 1.00444

Gen. Inc.: 1.7

Issued: 21-DEC-06

Band	I	II	III	IV	V
GS Range	1-6	7-10	11-12	13-14	15-15
Interval					
01	0 - 0	41,262 - 52,571	56,378 - 70,364	80,355 - 99,503	111,694 - 126,586
02	33,309 - 39,095	52,572 - 61,053	70,365 - 80,854	99,504 - 113,864	126,587 - 137,755
03	39,096 - 44,563	61,054 - 66,707	80,855 - 87,847	113,865 - 123,438	137,756 - 145,201
04	44,564 - 45,900	66,708 - 68,708	87,848 - 90,482	123,439 - 127,141	145,202 - 145,400
05	45,901 - 47,277	68,709 - 70,769	90,483 - 93,196	127,142 - 130,955	145,400 - 145,400

Series:

0801
0861

0808
0871

0810
0896

0819

0830

Titles:

Cities:

Counties:

Adams Co. CO 08 0000 001

Arapahoe Co. CO 08 0000 005

Boulder Co. CO 08 0000 013

Broomfield Co. CO 08 0000 014

Clear Creek Co. CO 08 0000 019

Denver Co. CO 08 0000 031

Douglas Co. CO 08 0000 035

Elbert Co. CO 08 0000 039

Gilpin Co. CO 08 0000 047

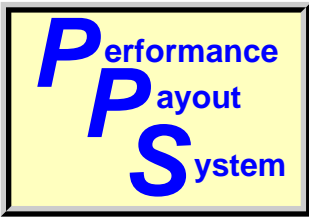
Jefferson Co. CO 08 0000 059

Larimer Co. CO 08 0000 069

Park Co. CO 08 0000 093

Weld Co. CO 08 0000 123

Locality Area: **Denver-Aurora-Boulder, CO**



Special Pay Tables

Report run on: January 16, 2007 2:56 PM

Page 59 of 191

PPS: DEN042201

OPM: 0422 PROFESSIONAL

Path: ZP

Effective:

07-JAN-07

Prev. Yr Rate .1949

Curr. Yr Rate: .2002

Loc. Diff: 1.00444

Gen. Inc.: 1.7

Issued: 21-DEC-06

Band	I	II	III	IV	V
GS Range	1-6	7-10	11-12	13-14	15-15
Interval					
01	0 - 0	41,262 - 52,571	56,378 - 70,364	80,355 - 99,503	111,694 - 126,586
02	33,309 - 39,095	52,572 - 61,053	70,365 - 80,854	99,504 - 113,864	126,587 - 137,755
03	39,096 - 44,563	61,054 - 66,707	80,855 - 87,847	113,865 - 123,438	137,756 - 145,201
04	44,564 - 45,900	66,708 - 68,708	87,848 - 90,482	123,439 - 127,141	145,202 - 145,400
05	45,901 - 47,277	68,709 - 70,769	90,483 - 93,196	127,142 - 130,955	145,400 - 145,400

Series:

0850

0855

Titles:

Cities:

Counties:

Adams Co. CO 08 0000 001

Arapahoe Co. CO 08 0000 005

Boulder Co. CO 08 0000 013

Broomfield Co. CO 08 0000 014

Clear Creek Co. CO 08 0000 019

Denver Co. CO 08 0000 031

Douglas Co. CO 08 0000 035

Elbert Co. CO 08 0000 039

Gilpin Co. CO 08 0000 047

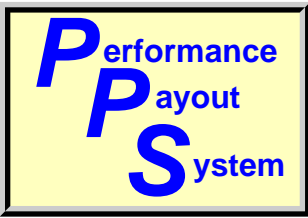
Jefferson Co. CO 08 0000 059

Larimer Co. CO 08 0000 069

Park Co. CO 08 0000 093

Weld Co. CO 08 0000 123

Locality Area: **Denver-Aurora-Boulder, CO**



Special Pay Tables

Report run on: January 16, 2007 2:56 PM

Page 60 of 191

PPS: DEN983C03 OPM: 983C CLERICAL AND SUPPORT Path: ZS Effective: 07-JAN-07

Prev. Yr Rate .1949 Curr. Yr Rate: .2002 Loc. Diff: 1.00444 Gen. Inc.: 1.7 Issued: 21-DEC-06

Band	I	II	III	IV	V
GS Range	1-2	3-4	5-6	7-8	9-10
Interval					
01	19,959 - 23,638	31,376 - 35,557	35,104 - 42,110	43,484 - 50,968	49,306 - 57,529
02	23,639 - 26,397	35,558 - 38,693	42,111 - 47,365	50,969 - 56,581	57,530 - 63,696
03	26,398 - 28,237	38,694 - 40,784	47,366 - 50,868	56,582 - 60,323	63,697 - 67,808
04	28,238 - 29,084	40,785 - 42,008	50,869 - 52,394	60,324 - 62,133	67,809 - 69,842
05	29,085 - 29,957	42,009 - 43,268	52,395 - 53,966	62,134 - 63,997	69,843 - 71,937

Series:

0083

Titles:

Cities:

Counties:

Adams Co. CO 08 0000 001

Arapahoe Co. CO 08 0000 005

Boulder Co. CO 08 0000 013

Broomfield Co. CO 08 0000 014

Clear Creek Co. CO 08 0000 019

Denver Co. CO 08 0000 031

Douglas Co. CO 08 0000 035

Elbert Co. CO 08 0000 039

Gilpin Co. CO 08 0000 047

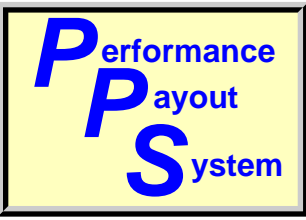
Jefferson Co. CO 08 0000 059

Larimer Co. CO 08 0000 069

Park Co. CO 08 0000 093

Weld Co. CO 08 0000 123

Locality Area: **Denver-Aurora-Boulder, CO**



Special Pay Tables

Report run on: January 16, 2007 2:56 PM

Page 61 of 191

PPS: DEN999D01 OPM: 999D PROFESSIONAL Path: ZP Effective: 07-JAN-07

Prev. Yr Rate .1949 Curr. Yr Rate: .2002 Loc. Diff: 1.00444 Gen. Inc.: 1.7 Issued: 21-DEC-06

Band	I	II	III	IV	V
GS Range	1-6	7-10	11-12	13-14	15-15
Interval					
01	0 - 0	43,801 - 54,167	57,778 - 71,142	80,355 - 99,503	111,694 - 126,586
02	36,641 - 41,482	54,168 - 61,942	71,143 - 81,165	99,504 - 113,864	126,587 - 137,755
03	41,483 - 47,632	61,943 - 67,125	81,166 - 87,847	113,865 - 123,438	137,756 - 145,201
04	47,633 - 49,061	67,126 - 69,139	87,848 - 90,482	123,439 - 127,141	145,202 - 145,400
05	49,062 - 50,533	69,140 - 71,213	90,483 - 93,196	127,142 - 130,955	145,400 - 145,400

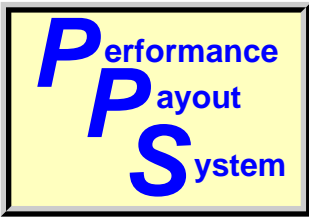
Series:

0854 1550 2210

Titles:

- Cities:
- Counties:
- Adams Co. CO 08 0000 001
 - Arapahoe Co. CO 08 0000 005
 - Boulder Co. CO 08 0000 013
 - Broomfield Co. CO 08 0000 014
 - Clear Creek Co. CO 08 0000 019
 - Denver Co. CO 08 0000 031
 - Douglas Co. CO 08 0000 035
 - Elbert Co. CO 08 0000 039
 - Gilpin Co. CO 08 0000 047
 - Jefferson Co. CO 08 0000 059
 - Larimer Co. CO 08 0000 069
 - Park Co. CO 08 0000 093
 - Weld Co. CO 08 0000 123

Locality Area: Denver-Aurora-Boulder, CO



Special Pay Tables

Report run on: January 16, 2007 2:56 PM

Page 62 of 191

PPS: DENLEO

OPM: LEO ADMINISTRATIVE

Path: ZA

Effective:

07-JAN-07

Prev. Yr Rate .1949

Curr. Yr Rate: .2002

Loc. Diff: 1.00444

Gen. Inc.: 1.7

Issued: 21-DEC-06

Band	I	II	III	IV	V
GS Range	1-6	7-10	11-12	13-14	15-15
Interval					
01	19,959 - 33,433	43,174 - 54,393	56,378 - 70,364	80,355 - 99,503	111,694 - 126,586
02	33,434 - 43,539	54,394 - 62,807	70,365 - 80,854	99,504 - 113,864	126,587 - 137,755
03	43,540 - 50,276	62,808 - 68,417	80,855 - 87,847	113,865 - 123,438	137,756 - 145,201
04	50,277 - 51,784	68,418 - 70,470	87,848 - 90,482	123,439 - 127,141	145,202 - 145,400
05	51,785 - 53,338	70,471 - 72,584	90,483 - 93,196	127,142 - 130,955	145,400 - 145,400

Series:

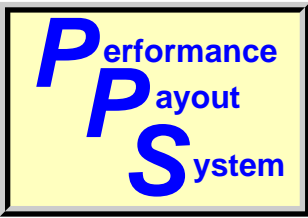
1811

Titles:

Cities:

Counties:

Locality Area: Denver-Aurora-Boulder, CO



Special Pay Tables

Report run on: January 16, 2007 2:56 PM

Page 63 of 191

PPS: DET030501

OPM: 0305 PROFESSIONAL

Path: ZP

Effective:

07-JAN-07

Prev. Yr Rate .21

Curr. Yr Rate: .2153

Loc. Diff: 1.00438

Gen. Inc.: 1.7

Issued: 21-DEC-06

Band	I	II	III	IV	V
GS Range	1-6	7-10	11-12	13-14	15-15
Interval					
01	29,893 - 31,283	38,574 - 51,450	57,088 - 71,250	81,366 - 100,755	113,099 - 127,455
02	31,284 - 39,588	51,451 - 61,108	71,251 - 81,872	100,756 - 115,297	127,456 - 138,222
03	39,589 - 45,124	61,109 - 67,546	81,873 - 88,953	115,298 - 124,991	138,223 - 145,400
04	45,125 - 46,478	67,547 - 69,572	88,954 - 91,622	124,992 - 128,741	145,400 - 145,400
05	46,479 - 47,872	69,573 - 71,659	91,623 - 94,371	128,742 - 132,603	145,400 - 145,400

Series:

0690

Titles:

Cities:

Counties:

Genesee Co. MI 26 0000 049

Lapeer Co. MI 26 0000 087

Lenawee Co. MI 26 0000 091

Livingston Co. MI 26 0000 093

Macomb Co. MI 26 0000 099

Monroe Co. MI 26 0000 115

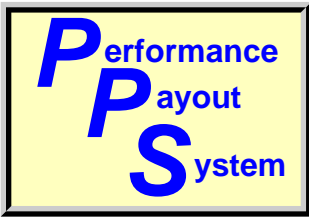
Oakland Co. MI 26 0000 125

St. Clair Co. MI 26 0000 147

Washtenaw Co. MI 26 0000 161

Wayne Co. MI 26 0000 163

Locality Area: **Detroit-Warren-Flint, MI**



Special Pay Tables

Report run on: January 16, 2007 2:56 PM

Page 64 of 191

PPS: DET041401

OPM: 0414 PROFESSIONAL

Path: ZP

Effective:

07-JAN-07

Prev. Yr Rate .21

Curr. Yr Rate: .2153

Loc. Diff: 1.00438

Gen. Inc.: 1.7

Issued: 21-DEC-06

Band	I	II	III	IV	V
GS Range	1-6	7-10	11-12	13-14	15-15
Interval					
01	0 - 0	41,262 - 52,944	57,088 - 71,250	81,366 - 100,755	113,099 - 127,455
02	33,309 - 39,588	52,945 - 61,705	71,251 - 81,872	100,756 - 115,297	127,456 - 138,222
03	39,589 - 45,124	61,706 - 67,546	81,873 - 88,953	115,298 - 124,991	138,223 - 145,400
04	45,125 - 46,478	67,547 - 69,572	88,954 - 91,622	124,992 - 128,741	145,400 - 145,400
05	46,479 - 47,872	69,573 - 71,659	91,623 - 94,371	128,742 - 132,603	145,400 - 145,400

Series:

0801
0861

0808
0871

0810
0896

0819

0830

Titles:

Cities:

Counties:

Genesee Co. MI 26 0000 049

Lapeer Co. MI 26 0000 087

Lenawee Co. MI 26 0000 091

Livingston Co. MI 26 0000 093

Macomb Co. MI 26 0000 099

Monroe Co. MI 26 0000 115

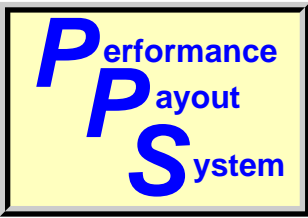
Oakland Co. MI 26 0000 125

St. Clair Co. MI 26 0000 147

Washtenaw Co. MI 26 0000 161

Wayne Co. MI 26 0000 163

Locality Area: **Detroit-Warren-Flint, MI**



Special Pay Tables

Report run on: January 16, 2007 2:56 PM

Page 65 of 191

PPS: DET042201

OPM: 0422 PROFESSIONAL

Path: ZP

Effective:

07-JAN-07

Prev. Yr Rate .21

Curr. Yr Rate: .2153

Loc. Diff: 1.00438

Gen. Inc.: 1.7

Issued: 21-DEC-06

Band	I	II	III	IV	V
GS Range	1-6	7-10	11-12	13-14	15-15
Interval					
01	0 - 0	41,262 - 52,944	57,088 - 71,250	81,366 - 100,755	113,099 - 127,455
02	33,309 - 39,588	52,945 - 61,705	71,251 - 81,872	100,756 - 115,297	127,456 - 138,222
03	39,589 - 45,124	61,706 - 67,546	81,873 - 88,953	115,298 - 124,991	138,223 - 145,400
04	45,125 - 46,478	67,547 - 69,572	88,954 - 91,622	124,992 - 128,741	145,400 - 145,400
05	46,479 - 47,872	69,573 - 71,659	91,623 - 94,371	128,742 - 132,603	145,400 - 145,400

Series:

0850

0855

Titles:

Cities:

Counties:

Genesee Co. MI 26 0000 049

Lapeer Co. MI 26 0000 087

Lenawee Co. MI 26 0000 091

Livingston Co. MI 26 0000 093

Macomb Co. MI 26 0000 099

Monroe Co. MI 26 0000 115

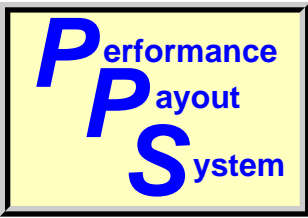
Oakland Co. MI 26 0000 125

St. Clair Co. MI 26 0000 147

Washtenaw Co. MI 26 0000 161

Wayne Co. MI 26 0000 163

Locality Area: **Detroit-Warren-Flint, MI**



Special Pay Tables

Report run on: January 16, 2007 2:56 PM

Page 66 of 191

PPS: DET983C03 OPM: 983C CLERICAL AND SUPPORT Path: ZS Effective: 07-JAN-07

Prev. Yr Rate .21 Curr. Yr Rate: .2153 Loc. Diff: 1.00438 Gen. Inc.: 1.7 Issued: 21-DEC-06

Band	I	II	III	IV	V
GS Range	1-2	3-4	5-6	7-8	9-10
Interval					
01	20,210 - 23,935	31,376 - 35,557	35,104 - 42,110	43,484 - 50,968	49,306 - 57,529
02	23,936 - 26,729	35,558 - 38,693	42,111 - 47,365	50,969 - 56,581	57,530 - 63,696
03	26,730 - 28,592	38,694 - 40,784	47,366 - 50,868	56,582 - 60,323	63,697 - 67,808
04	28,593 - 29,450	40,785 - 42,008	50,869 - 52,394	60,324 - 62,133	67,809 - 69,842
05	29,451 - 30,334	42,009 - 43,268	52,395 - 53,966	62,134 - 63,997	69,843 - 71,937

Series:

0083

Titles:

Cities:

Counties:

Genesee Co. MI 26 0000 049

Lapeer Co. MI 26 0000 087

Lenawee Co. MI 26 0000 091

Livingston Co. MI 26 0000 093

Macomb Co. MI 26 0000 099

Monroe Co. MI 26 0000 115

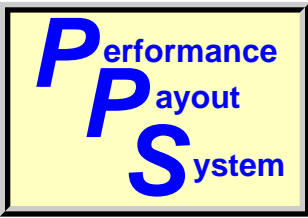
Oakland Co. MI 26 0000 125

St. Clair Co. MI 26 0000 147

Washtenaw Co. MI 26 0000 161

Wayne Co. MI 26 0000 163

Locality Area: **Detroit-Warren-Flint, MI**



Special Pay Tables

Report run on: January 16, 2007 2:56 PM

Page 67 of 191

PPS: DET999D01

OPM: 999D PROFESSIONAL

Path: ZP

Effective:

07-JAN-07

Prev. Yr Rate .21

Curr. Yr Rate: .2153

Loc. Diff: 1.00438

Gen. Inc.: 1.7

Issued: 21-DEC-06

Band	I	II	III	IV	V
GS Range	1-6	7-10	11-12	13-14	15-15
Interval					
01	0 - 0	43,801 - 54,354	57,778 - 71,634	81,366 - 100,755	113,099 - 127,455
02	36,641 - 41,538	54,355 - 62,269	71,635 - 82,025	100,756 - 115,297	127,456 - 138,222
03	41,539 - 47,632	62,270 - 67,546	82,026 - 88,953	115,298 - 124,991	138,223 - 145,400
04	47,633 - 49,061	67,547 - 69,572	88,954 - 91,622	124,992 - 128,741	145,400 - 145,400
05	49,062 - 50,533	69,573 - 71,659	91,623 - 94,371	128,742 - 132,603	145,400 - 145,400

Series:

0854

1550

2210

Titles:

Cities:

Counties:

Genesee Co. MI 26 0000 049

Lapeer Co. MI 26 0000 087

Lenawee Co. MI 26 0000 091

Livingston Co. MI 26 0000 093

Macomb Co. MI 26 0000 099

Monroe Co. MI 26 0000 115

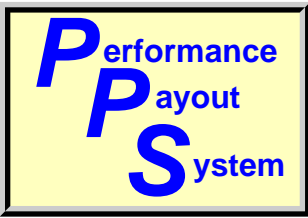
Oakland Co. MI 26 0000 125

St. Clair Co. MI 26 0000 147

Washtenaw Co. MI 26 0000 161

Wayne Co. MI 26 0000 163

Locality Area: **Detroit-Warren-Flint, MI**



Special Pay Tables

Report run on: January 16, 2007 2:56 PM

Page 68 of 191

PPS: DETLEO

OPM: LEO ADMINISTRATIVE

Path: ZA

Effective:

07-JAN-07

Prev. Yr Rate .21

Curr. Yr Rate: .2153

Loc. Diff: 1.00438

Gen. Inc.: 1.7

Issued: 21-DEC-06

Band	I	II	III	IV	V
GS Range	1-6	7-10	11-12	13-14	15-15
Interval					
01	20,210 - 33,854	43,717 - 55,077	57,088 - 71,250	81,366 - 100,755	113,099 - 127,455
02	33,855 - 44,087	55,078 - 63,598	71,251 - 81,872	100,756 - 115,297	127,456 - 138,222
03	44,088 - 50,909	63,599 - 69,278	81,873 - 88,953	115,298 - 124,991	138,223 - 145,400
04	50,910 - 52,436	69,279 - 71,356	88,954 - 91,622	124,992 - 128,741	145,400 - 145,400
05	52,437 - 54,009	71,357 - 73,497	91,623 - 94,371	128,742 - 132,603	145,400 - 145,400

Series:

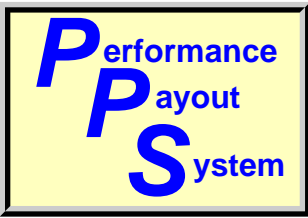
1811

Titles:

Cities:

Counties:

Locality Area: **Detroit-Warren-Flint, MI**



Special Pay Tables

Report run on: January 16, 2007 2:56 PM

Page 69 of 191

PPS: DFW005703 OPM: 0057 CLERICAL AND SUPPORT Path: ZS Effective: 07-JAN-07

Prev. Yr Rate .1639 Curr. Yr Rate: .1734 Loc. Diff: 1.00816 Gen. Inc.: 1.7 Issued: 21-DEC-06

Band	I	II	III	IV	V
GS Range	1-2	3-4	5-6	7-8	9-10
Interval					
01	22,321 - 23,174	23,939 - 28,824	30,066 - 36,067	37,244 - 44,524	45,556 - 54,295
02	23,175 - 25,918	28,825 - 32,488	36,068 - 40,568	44,525 - 49,983	54,296 - 60,849
03	25,919 - 27,748	32,489 - 34,931	40,569 - 43,568	49,984 - 53,623	60,850 - 65,218
04	27,749 - 28,580	34,932 - 35,979	43,569 - 44,875	53,624 - 55,232	65,219 - 67,175
05	28,581 - 29,437	35,980 - 37,058	44,876 - 46,221	55,233 - 56,889	67,176 - 69,190

Series:

0318

0322

0326

Titles:

Cities:

Counties:

COLLIN TX 48 0000 085

DALLAS TX 48 0000 113

DENTON TX 48 0000 121

ELLIS TX 48 0000 139

JOHNSON TX 48 0000 251

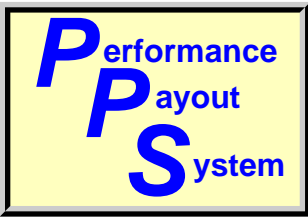
KAUFMAN TX 48 0000 257

PARKER TX 48 0000 367

ROCKWALL TX 48 0000 397

TARRANT TX 48 0000 439

Locality Area: **Dallas-Fort Worth, TX**



Special Pay Tables

Report run on: January 16, 2007 2:56 PM

Page 70 of 191

PPS: DFW030501 OPM: 0305 PROFESSIONAL Path: ZP Effective: 07-JAN-07

Prev. Yr Rate .1639 Curr. Yr Rate: .1734 Loc. Diff: 1.00816 Gen. Inc.: 1.7 Issued: 21-DEC-06

Band	I	II	III	IV	V
GS Range	1-6	7-10	11-12	13-14	15-15
Interval					
01	29,893 - 30,205	37,244 - 49,677	55,119 - 68,793	78,560 - 97,281	109,200 - 123,760
02	30,206 - 38,223	49,678 - 59,002	68,794 - 79,049	97,282 - 111,322	123,761 - 134,679
03	38,224 - 43,568	59,003 - 65,218	79,050 - 85,886	111,323 - 120,682	134,680 - 141,959
04	43,569 - 44,875	65,219 - 67,175	85,887 - 88,463	120,683 - 124,302	141,960 - 145,400
05	44,876 - 46,221	67,176 - 69,190	88,464 - 91,117	124,303 - 128,031	145,400 - 145,400

Series:

0690

Titles:

Cities:

Counties:

Collin Co. TX 48 0000 085

Delta Co. TX 48 0000 119

Fannin Co. TX 48 0000 147

Hood Co. TX 48 0000 221

Kaufman Co. TX 48 0000 257

Rockwall Co. TX 48 0000 397

Wise Co. TX 48 0000 497

Cooke Co. TX 48 0000 097

Denton Co. TX 48 0000 121

Grayson Co. TX 48 0000 181

Hunt Co. TX 48 0000 231

Palo Pinto Co. TX 48 0000 363

Somervell Co. TX 48 0000 425

Dallas Co. TX 48 0000 113

Ellis Co. TX 48 0000 139

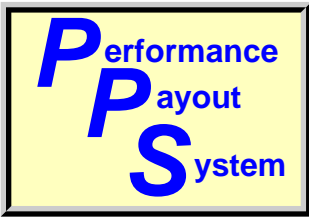
Henderson Co. TX 48 0000 213

Johnson Co. TX 48 0000 251

Parker Co. TX 48 0000 367

Tarrant Co. TX 48 0000 439

Locality Area: **Dallas-Fort Worth, TX**



Special Pay Tables

Report run on: January 16, 2007 2:56 PM

Page 71 of 191

PPS: DFW041401 OPM: 0414 PROFESSIONAL Path: ZP Effective: 07-JAN-07

Prev. Yr Rate .1639 Curr. Yr Rate: .1734 Loc. Diff: 1.00816 Gen. Inc.: 1.7 Issued: 21-DEC-06

Band	I	II	III	IV	V
GS Range	1-6	7-10	11-12	13-14	15-15
Interval					
01	0 - 0	41,262 - 51,909	55,119 - 68,793	78,560 - 97,281	109,200 - 123,760
02	33,309 - 38,223	51,910 - 59,894	68,794 - 79,049	97,282 - 111,322	123,761 - 134,679
03	38,224 - 43,568	59,895 - 65,218	79,050 - 85,886	111,323 - 120,682	134,680 - 141,959
04	43,569 - 44,875	65,219 - 67,175	85,887 - 88,463	120,683 - 124,302	141,960 - 145,400
05	44,876 - 46,221	67,176 - 69,190	88,464 - 91,117	124,303 - 128,031	145,400 - 145,400

Series:

0801 0808 0810 0819 0830
 0861 0871 0896

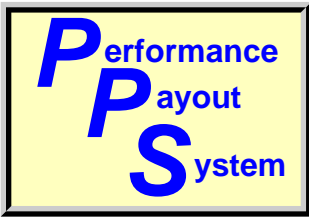
Titles:

Cities:

Counties:

Collin Co. TX 48 0000 085	Cooke Co. TX 48 0000 097	Dallas Co. TX 48 0000 113
Delta Co. TX 48 0000 119	Denton Co. TX 48 0000 121	Ellis Co. TX 48 0000 139
Fannin Co. TX 48 0000 147	Grayson Co. TX 48 0000 181	Henderson Co. TX 48 0000 213
Hood Co. TX 48 0000 221	Hunt Co. TX 48 0000 231	Johnson Co. TX 48 0000 251
Kaufman Co. TX 48 0000 257	Palo Pinto Co. TX 48 0000 363	Parker Co. TX 48 0000 367
Rockwall Co. TX 48 0000 397	Somervell Co. TX 48 0000 425	Tarrant Co. TX 48 0000 439
Wise Co. TX 48 0000 497		

Locality Area: **Dallas-Fort Worth, TX**



Special Pay Tables

Report run on: January 16, 2007 2:56 PM

Page 72 of 191

PPS: DFW042201 OPM: 0422 PROFESSIONAL Path: ZP Effective: 07-JAN-07

Prev. Yr Rate .1639 Curr. Yr Rate: .1734 Loc. Diff: 1.00816 Gen. Inc.: 1.7 Issued: 21-DEC-06

Band	I	II	III	IV	V
GS Range	1-6	7-10	11-12	13-14	15-15
Interval					
01	0 - 0	41,262 - 51,909	55,119 - 68,793	78,560 - 97,281	109,200 - 123,760
02	33,309 - 38,223	51,910 - 59,894	68,794 - 79,049	97,282 - 111,322	123,761 - 134,679
03	38,224 - 43,568	59,895 - 65,218	79,050 - 85,886	111,323 - 120,682	134,680 - 141,959
04	43,569 - 44,875	65,219 - 67,175	85,887 - 88,463	120,683 - 124,302	141,960 - 145,400
05	44,876 - 46,221	67,176 - 69,190	88,464 - 91,117	124,303 - 128,031	145,400 - 145,400

Series:

0850

0855

Titles:

Cities:

Counties:

Collin Co. TX 48 0000 085

Cooke Co. TX 48 0000 097

Dallas Co. TX 48 0000 113

Delta Co. TX 48 0000 119

Denton Co. TX 48 0000 121

Ellis Co. TX 48 0000 139

Fannin Co. TX 48 0000 147

Grayson Co. TX 48 0000 181

Henderson Co. TX 48 0000 213

Hood Co. TX 48 0000 221

Hunt Co. TX 48 0000 231

Johnson Co. TX 48 0000 251

Kaufman Co. TX 48 0000 257

Palo Pinto Co. TX 48 0000 363

Parker Co. TX 48 0000 367

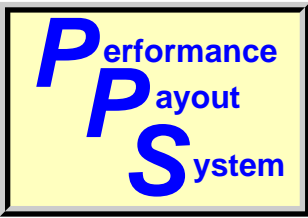
Rockwall Co. TX 48 0000 397

Somervell Co. TX 48 0000 425

Tarrant Co. TX 48 0000 439

Wise Co. TX 48 0000 497

Locality Area: **Dallas-Fort Worth, TX**



Special Pay Tables

Report run on: January 16, 2007 2:56 PM

Page 73 of 191

PPS: DFW999C01 OPM: 999C PROFESSIONAL Path: ZP Effective: 07-JAN-07

Prev. Yr Rate .1639 Curr. Yr Rate: .1734 Loc. Diff: 1.00816 Gen. Inc.: 1.7 Issued: 21-DEC-06

Band	I	II	III	IV	V
GS Range	1-6	7-10	11-12	13-14	15-15
Interval					
01	0 - 0	42,849 - 52,965	56,369 - 69,488	78,560 - 97,281	109,200 - 123,760
02	35,872 - 40,607	52,966 - 60,553	69,489 - 79,327	97,282 - 111,322	123,761 - 134,679
03	40,608 - 46,633	60,554 - 65,611	79,328 - 85,886	111,323 - 120,682	134,680 - 141,959
04	46,634 - 48,032	65,612 - 67,579	85,887 - 88,463	120,683 - 124,302	141,960 - 145,400
05	48,033 - 49,473	67,580 - 69,606	88,464 - 91,117	124,303 - 128,031	145,400 - 145,400

Series:

0854 1550 2210

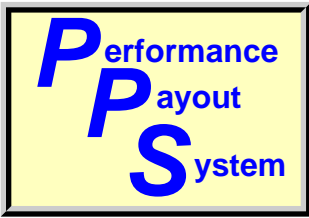
Titles:

Cities:

Counties:

Collin Co. TX 48 0000 085 Cooke Co. TX 48 0000 097 Dallas Co. TX 48 0000 113
Delta Co. TX 48 0000 119 Denton Co. TX 48 0000 121 Ellis Co. TX 48 0000 139
Fannin Co. TX 48 0000 147 Grayson Co. TX 48 0000 181 Henderson Co. TX 48 0000 213
Hood Co. TX 48 0000 221 Hunt Co. TX 48 0000 231 Johnson Co. TX 48 0000 251
Kaufman Co. TX 48 0000 257 Palo Pinto Co. TX 48 0000 363 Parker Co. TX 48 0000 367
Rockwall Co. TX 48 0000 397 Somervell Co. TX 48 0000 425 Tarrant Co. TX 48 0000 439
Wise Co. TX 48 0000 497

Locality Area: Dallas-Fort Worth, TX



Special Pay Tables

Report run on: January 16, 2007 2:56 PM

Page 74 of 191

PPS: DFWLEO OPM: LEO ADMINISTRATIVE Path: ZA Effective: 07-JAN-07

Prev. Yr Rate .1639 Curr. Yr Rate: .1734 Loc. Diff: 1.00816 Gen. Inc.: 1.7 Issued: 21-DEC-06

Band	I	II	III	IV	V
GS Range	1-6	7-10	11-12	13-14	15-15
Interval					
01	19,514 - 32,687	42,210 - 53,179	55,119 - 68,793	78,560 - 97,281	109,200 - 123,760
02	32,688 - 42,567	53,180 - 61,406	68,794 - 79,049	97,282 - 111,322	123,761 - 134,679
03	42,568 - 49,154	61,407 - 66,890	79,050 - 85,886	111,323 - 120,682	134,680 - 141,959
04	49,155 - 50,629	66,891 - 68,897	85,887 - 88,463	120,683 - 124,302	141,960 - 145,400
05	50,630 - 52,148	68,898 - 70,964	88,464 - 91,117	124,303 - 128,031	145,400 - 145,400

Series:

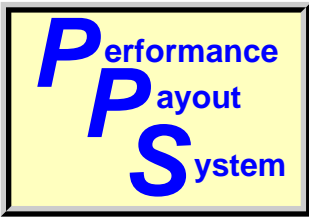
1811

Titles:

Cities:

Counties:

Locality Area: Dallas-Fort Worth, TX



Special Pay Tables

Report run on: January 16, 2007 2:56 PM

Page 75 of 191

PPS: HAR030501

OPM: 0305 PROFESSIONAL

Path: ZP

Effective:

07-JAN-07

Prev. Yr Rate .213

Curr. Yr Rate: .2244

Loc. Diff: 1.0094

Gen. Inc.: 1.7

Issued: 21-DEC-06

Band	I	II	III	IV	V
GS Range	1-6	7-10	11-12	13-14	15-15
Interval					
01	29,893 - 31,518	38,862 - 51,835	57,515 - 71,783	81,975 - 101,509	113,946 - 127,926
02	31,519 - 39,884	51,836 - 61,565	71,784 - 82,485	101,510 - 116,160	127,927 - 138,410
03	39,885 - 45,462	61,566 - 68,052	82,486 - 89,619	116,161 - 125,927	138,411 - 145,400
04	45,463 - 46,826	68,053 - 70,094	89,620 - 92,308	125,928 - 129,705	145,400 - 145,400
05	46,827 - 48,231	70,095 - 72,197	92,309 - 95,077	129,706 - 133,596	145,400 - 145,400

Series:

0690

Titles:

Cities:

Counties:

Franklin Co. MA 25 0000 011

Hampden Co. MA 25 0000 013

Hampshire Co. MA 25 0000 015

Hartford Co. CT 09 0000 003

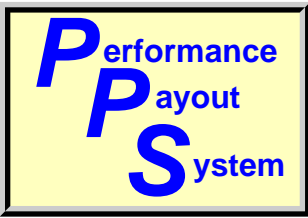
Middlesex Co. CT 09 0000 007

New London Co. CT 09 0000 011

Tolland Co. CT 09 0000 013

Windham Co. CT 09 0000 015

Locality Area: **Hartford-West Hartford-Willimantic, CT-MA**



Special Pay Tables

Report run on: January 16, 2007 2:56 PM

Page 76 of 191

PPS: HAR041401

OPM: 0414 PROFESSIONAL

Path: ZP

Effective:

07-JAN-07

Prev. Yr Rate .213

Curr. Yr Rate: .2244

Loc. Diff: 1.0094

Gen. Inc.: 1.7

Issued: 21-DEC-06

Band	I	II	III	IV	V
GS Range	1-6	7-10	11-12	13-14	15-15
Interval					
01	0 - 0	41,262 - 53,169	57,515 - 71,783	81,975 - 101,509	113,946 - 127,926
02	33,309 - 39,884	53,170 - 62,099	71,784 - 82,485	101,510 - 116,160	127,927 - 138,410
03	39,885 - 45,462	62,100 - 68,052	82,486 - 89,619	116,161 - 125,927	138,411 - 145,400
04	45,463 - 46,826	68,053 - 70,094	89,620 - 92,308	125,928 - 129,705	145,400 - 145,400
05	46,827 - 48,231	70,095 - 72,197	92,309 - 95,077	129,706 - 133,596	145,400 - 145,400

Series:

0801
0861

0808
0871

0810
0896

0819

0830

Titles:

Cities:

Counties:

Franklin Co. MA 25 0000 011

Hampden Co. MA 25 0000 013

Hampshire Co. MA 25 0000 015

Hartford Co. CT 09 0000 003

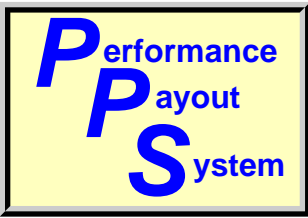
Middlesex Co. CT 09 0000 007

New London Co. CT 09 0000 011

Tolland Co. CT 09 0000 013

Windham Co. CT 09 0000 015

Locality Area: **Hartford-West Hartford-Willimantic, CT-MA**



Special Pay Tables

Report run on: January 16, 2007 2:56 PM

Page 77 of 191

PPS: HAR042201

OPM: 0422 PROFESSIONAL

Path: ZP

Effective:

07-JAN-07

Prev. Yr Rate .213

Curr. Yr Rate: .2244

Loc. Diff: 1.0094

Gen. Inc.: 1.7

Issued: 21-DEC-06

Band	I	II	III	IV	V
GS Range	1-6	7-10	11-12	13-14	15-15
Interval					
01	0 - 0	41,262 - 53,169	57,515 - 71,783	81,975 - 101,509	113,946 - 127,926
02	33,309 - 39,884	53,170 - 62,099	71,784 - 82,485	101,510 - 116,160	127,927 - 138,410
03	39,885 - 45,462	62,100 - 68,052	82,486 - 89,619	116,161 - 125,927	138,411 - 145,400
04	45,463 - 46,826	68,053 - 70,094	89,620 - 92,308	125,928 - 129,705	145,400 - 145,400
05	46,827 - 48,231	70,095 - 72,197	92,309 - 95,077	129,706 - 133,596	145,400 - 145,400

Series:

0850

0855

Titles:

Cities:

Counties:

Franklin Co. MA 25 0000 011

Hampden Co. MA 25 0000 013

Hampshire Co. MA 25 0000 015

Hartford Co. CT 09 0000 003

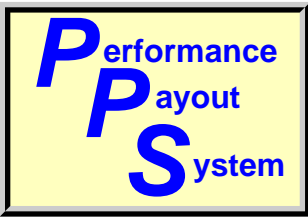
Middlesex Co. CT 09 0000 007

New London Co. CT 09 0000 011

Tolland Co. CT 09 0000 013

Windham Co. CT 09 0000 015

Locality Area: **Hartford-West Hartford-Willimantic, CT-MA**



Special Pay Tables

Report run on: January 16, 2007 2:56 PM

Page 78 of 191

PPS: HAR999D01

OPM: 999D PROFESSIONAL

Path: ZP

Effective:

07-JAN-07

Prev. Yr Rate .213

Curr. Yr Rate: .2244

Loc. Diff: 1.0094

Gen. Inc.: 1.7

Issued: 21-DEC-06

Band	I	II	III	IV	V
GS Range	1-6	7-10	11-12	13-14	15-15
Interval					
01	0 - 0	43,801 - 54,579	57,778 - 71,930	81,975 - 101,509	113,946 - 127,926
02	36,641 - 41,572	54,580 - 62,663	71,931 - 82,543	101,510 - 116,160	127,927 - 138,410
03	41,573 - 47,632	62,664 - 68,052	82,544 - 89,619	116,161 - 125,927	138,411 - 145,400
04	47,633 - 49,061	68,053 - 70,094	89,620 - 92,308	125,928 - 129,705	145,400 - 145,400
05	49,062 - 50,533	70,095 - 72,197	92,309 - 95,077	129,706 - 133,596	145,400 - 145,400

Series:

0854

1550

2210

Titles:

Cities:

Counties:

Franklin Co. MA 25 0000 011

Hampden Co. MA 25 0000 013

Hampshire Co. MA 25 0000 015

Hartford Co. CT 09 0000 003

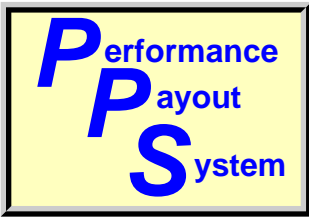
Middlesex Co. CT 09 0000 007

New London Co. CT 09 0000 011

Tolland Co. CT 09 0000 013

Windham Co. CT 09 0000 015

Locality Area: **Hartford-West Hartford-Willimantic, CT-MA**



Special Pay Tables

Report run on: January 16, 2007 2:56 PM

Page 79 of 191

PPS: HARLEO

OPM: LEO ADMINISTRATIVE

Path: ZA

Effective:

07-JAN-07

Prev. Yr Rate .213

Curr. Yr Rate: .2244

Loc. Diff: 1.0094

Gen. Inc.: 1.7

Issued: 21-DEC-06

Band	I	II	III	IV	V
GS Range	1-6	7-10	11-12	13-14	15-15
Interval					
01	20,362 - 34,108	44,044 - 55,490	57,515 - 71,783	81,975 - 101,509	113,946 - 127,926
02	34,109 - 44,417	55,491 - 64,074	71,784 - 82,485	101,510 - 116,160	127,927 - 138,410
03	44,418 - 51,290	64,075 - 69,797	82,486 - 89,619	116,161 - 125,927	138,411 - 145,400
04	51,291 - 52,829	69,798 - 71,891	89,620 - 92,308	125,928 - 129,705	145,400 - 145,400
05	52,830 - 54,414	71,892 - 74,048	92,309 - 95,077	129,706 - 133,596	145,400 - 145,400

Series:

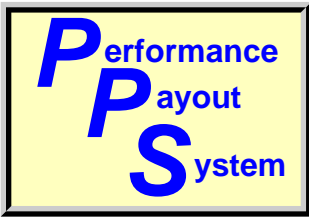
1811

Titles:

Cities:

Counties:

Locality Area: **Hartford-West Hartford-Willimantic, CT-MA**



Special Pay Tables

Report run on: January 16, 2007 2:56 PM

Page 80 of 191

PPS: HNT030501

OPM: 0305 PROFESSIONAL

Path: ZP

Effective:

07-JAN-07

Prev. Yr Rate .1335

Curr. Yr Rate: .136

Loc. Diff: 1.00221

Gen. Inc.: 1.7

Issued: 21-DEC-06

Band	I	II	III	IV	V
GS Range	1-6	7-10	11-12	13-14	15-15
Interval					
01	0 - 0	36,057 - 48,093	53,362 - 66,600	76,056 - 94,180	105,720 - 119,815
02	29,893 - 37,005	48,094 - 57,121	66,601 - 76,529	94,181 - 107,773	119,816 - 130,386
03	37,006 - 42,180	57,122 - 63,139	76,530 - 83,148	107,774 - 116,835	130,387 - 137,434
04	42,181 - 43,445	63,140 - 65,033	83,149 - 85,642	116,836 - 120,340	137,435 - 141,557
05	43,446 - 44,748	65,034 - 66,984	85,643 - 88,211	120,341 - 123,950	141,558 - 145,400

Series:

0690

Titles:

Cities:

Counties:

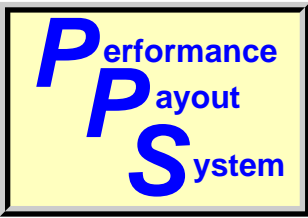
Lawrence Co. AL 01 0000 079

Limestone Co. AL 01 0000 083

Madison Co. AL 01 0000 089

Morgan Co. AL 01 0000 103

Locality Area: **Huntsville-Decatur, AL**



Special Pay Tables

Report run on: January 16, 2007 2:56 PM

Page 81 of 191

PPS: HNT041401

OPM: 0414 PROFESSIONAL

Path: ZP

Effective:

07-JAN-07

Prev. Yr Rate .1335

Curr. Yr Rate: .136

Loc. Diff: 1.00221

Gen. Inc.: 1.7

Issued: 21-DEC-06

Band	I	II	III	IV	V
GS Range	1-6	7-10	11-12	13-14	15-15
Interval					
01	0 - 0	41,262 - 50,985	53,362 - 66,600	76,056 - 94,180	105,720 - 119,815
02	33,309 - 37,005	50,986 - 58,277	66,601 - 76,529	94,181 - 107,773	119,816 - 130,386
03	37,006 - 42,180	58,278 - 63,139	76,530 - 83,148	107,774 - 116,835	130,387 - 137,434
04	42,181 - 43,445	63,140 - 65,033	83,149 - 85,642	116,836 - 120,340	137,435 - 141,557
05	43,446 - 44,748	65,034 - 66,984	85,643 - 88,211	120,341 - 123,950	141,558 - 145,400

Series:

0801
0861

0808
0871

0810
0896

0819

0830

Titles:

Cities:

Counties:

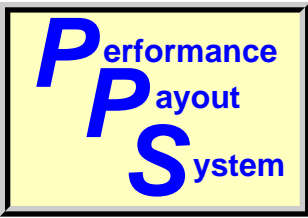
Lawrence Co. AL 01 0000 079

Limestone Co. AL 01 0000 083

Madison Co. AL 01 0000 089

Morgan Co. AL 01 0000 103

Locality Area: **Huntsville-Decatur, AL**



Special Pay Tables

Report run on: January 16, 2007 2:56 PM

Page 82 of 191

PPS: HNT042201 OPM: 0422 PROFESSIONAL Path: ZP Effective: 07-JAN-07

Prev. Yr Rate .1335 Curr. Yr Rate: .136 Loc. Diff: 1.00221 Gen. Inc.: 1.7 Issued: 21-DEC-06

Band	I	II	III	IV	V
GS Range	1-6	7-10	11-12	13-14	15-15
Interval					
01	0 - 0	41,262 - 50,985	54,804 - 67,401	76,056 - 94,180	105,720 - 119,815
02	33,309 - 37,005	50,986 - 58,277	67,402 - 76,849	94,181 - 107,773	119,816 - 130,386
03	37,006 - 42,180	58,278 - 63,139	76,850 - 83,148	107,774 - 116,835	130,387 - 137,434
04	42,181 - 43,445	63,140 - 65,033	83,149 - 85,642	116,836 - 120,340	137,435 - 141,557
05	43,446 - 44,748	65,034 - 66,984	85,643 - 88,211	120,341 - 123,950	141,558 - 145,400

Series:

0850

0855

Titles:

Cities:

Counties:

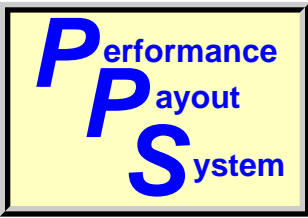
Lawrence Co. AL 01 0000 079

Limestone Co. AL 01 0000 083

Madison Co. AL 01 0000 089

Morgan Co. AL 01 0000 103

Locality Area: **Huntsville-Decatur, AL**



Special Pay Tables

Report run on: January 16, 2007 2:56 PM

Page 83 of 191

PPS: HNT999B01

OPM: 999B PROFESSIONAL

Path: ZP

Effective:

07-JAN-07

Prev. Yr Rate .1335

Curr. Yr Rate: .136

Loc. Diff: 1.00221

Gen. Inc.: 1.7

Issued: 21-DEC-06

Band	I	II	III	IV	V
GS Range	1-6	7-10	11-12	13-14	15-15
Interval					
01	0 - 0	42,214 - 52,613	55,429 - 67,749	76,056 - 94,180	105,720 - 119,815
02	35,360 - 39,950	52,614 - 60,412	67,750 - 76,988	94,181 - 107,773	119,816 - 130,386
03	39,951 - 45,966	60,413 - 65,611	76,989 - 83,148	107,774 - 116,835	130,387 - 137,434
04	45,967 - 47,345	65,612 - 67,579	83,149 - 85,642	116,836 - 120,340	137,435 - 141,557
05	47,346 - 48,765	67,580 - 69,606	85,643 - 88,211	120,341 - 123,950	141,558 - 145,400

Series:

0854

1550

2210

Titles:

Cities:

Counties:

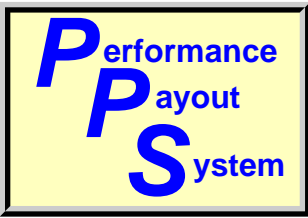
Lawrence Co. AL 01 0000 079

Limestone Co. AL 01 0000 083

Madison Co. AL 01 0000 089

Morgan Co. AL 01 0000 103

Locality Area: **Huntsville-Decatur, AL**



Special Pay Tables

Report run on: January 16, 2007 2:56 PM

Page 84 of 191

PPS: HNTLEO

OPM: LEO ADMINISTRATIVE

Path: ZA

Effective:

07-JAN-07

Prev. Yr Rate .1335

Curr. Yr Rate: .136

Loc. Diff: 1.00221

Gen. Inc.: 1.7

Issued: 21-DEC-06

Band	I	II	III	IV	V
GS Range	1-6	7-10	11-12	13-14	15-15
Interval					
01	18,892 - 31,645	40,864 - 51,484	53,362 - 66,600	76,056 - 94,180	105,720 - 119,815
02	31,646 - 41,210	51,485 - 59,448	66,601 - 76,529	94,181 - 107,773	119,816 - 130,386
03	41,211 - 47,587	59,449 - 64,758	76,530 - 83,148	107,774 - 116,835	130,387 - 137,434
04	47,588 - 49,015	64,759 - 66,701	83,149 - 85,642	116,836 - 120,340	137,435 - 141,557
05	49,016 - 50,485	66,702 - 68,702	85,643 - 88,211	120,341 - 123,950	141,558 - 145,400

Series:

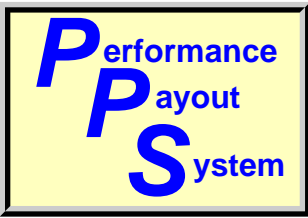
1811

Titles:

Cities:

Counties:

Locality Area: **Huntsville-Decatur, AL**



Special Pay Tables

Report run on: January 16, 2007 2:56 PM

Page 85 of 191

PPS: HOU030501

OPM: 0305 PROFESSIONAL

Path: ZP

Effective:

07-JAN-07

Prev. Yr Rate .2637

Curr. Yr Rate: .2665

Loc. Diff: 1.00222

Gen. Inc.: 1.7

Issued: 21-DEC-06

Band	I	II	III	IV	V
GS Range	1-6	7-10	11-12	13-14	15-15
Interval					
01	29,893 - 32,601	40,199 - 53,618	59,493 - 74,252	84,793 - 104,999	117,864 - 130,102
02	32,602 - 41,255	53,619 - 63,682	74,253 - 85,321	105,000 - 120,154	130,103 - 139,281
03	41,256 - 47,025	63,683 - 70,392	85,322 - 92,700	120,155 - 130,257	139,282 - 145,400
04	47,026 - 48,436	70,393 - 72,504	92,701 - 95,481	130,258 - 134,165	145,400 - 145,400
05	48,437 - 49,889	72,505 - 74,679	95,482 - 98,345	134,166 - 138,190	145,400 - 145,400

Series:

0690

Titles:

Cities:

Counties:

Austin Co. TX 48 0000 015

Brazoria Co. TX 48 0000 039

Chambers Co. TX 48 0000 071

Fort Bend Co. TX 48 0000 157

Galveston Co. TX 48 0000 167

Harris Co. TX 48 0000 201

Liberty Co. TX 48 0000 291

Matagorda Co. TX 48 0000 321

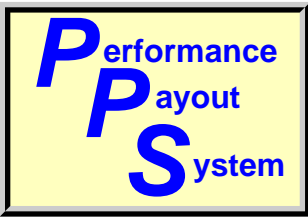
Montgomery Co. TX 48 0000 339

San Jacinto Co. TX 48 0000 407

Walker Co. TX 48 0000 471

Waller Co. TX 48 0000 473

Locality Area: **Houston-Baytown-Huntsville, TX**



Special Pay Tables

Report run on: January 16, 2007 2:56 PM

Page 86 of 191

PPS: HOU041401 OPM: 0414 PROFESSIONAL Path: ZP Effective: 07-JAN-07

Prev. Yr Rate .2637 Curr. Yr Rate: .2665 Loc. Diff: 1.00222 Gen. Inc.: 1.7 Issued: 21-DEC-06

Band	I	II	III	IV	V
GS Range	1-6	7-10	11-12	13-14	15-15
Interval					
01	0 - 0	41,262 - 54,209	59,493 - 74,252	84,793 - 104,999	117,864 - 130,102
02	33,309 - 41,255	54,210 - 63,919	74,253 - 85,321	105,000 - 120,154	130,103 - 139,281
03	41,256 - 47,025	63,920 - 70,392	85,322 - 92,700	120,155 - 130,257	139,282 - 145,400
04	47,026 - 48,436	70,393 - 72,504	92,701 - 95,481	130,258 - 134,165	145,400 - 145,400
05	48,437 - 49,889	72,505 - 74,679	95,482 - 98,345	134,166 - 138,190	145,400 - 145,400

Series:

0801 0808 0810 0819 0830
 0861 0871 0896

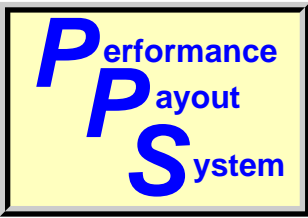
Titles:

Cities:

Counties:

Austin Co. TX 48 0000 015 Brazoria Co. TX 48 0000 039 Chambers Co. TX 48 0000 071
 Fort Bend Co. TX 48 0000 157 Galveston Co. TX 48 0000 167 Harris Co. TX 48 0000 201
 Liberty Co. TX 48 0000 291 Matagorda Co. TX 48 0000 321 Montgomery Co. TX 48 0000 339
 San Jacinto Co. TX 48 0000 407 Walker Co. TX 48 0000 471 Waller Co. TX 48 0000 473

Locality Area: **Houston-Baytown-Huntsville, TX**



Special Pay Tables

Report run on: January 16, 2007 2:56 PM

Page 87 of 191

PPS: HOU042201

OPM: 0422 PROFESSIONAL

Path: ZP

Effective:

07-JAN-07

Prev. Yr Rate .2637

Curr. Yr Rate: .2665

Loc. Diff: 1.00222

Gen. Inc.: 1.7

Issued: 21-DEC-06

Band	I	II	III	IV	V
GS Range	1-6	7-10	11-12	13-14	15-15
Interval					
01	0 - 0	41,262 - 54,209	59,493 - 74,252	84,793 - 104,999	117,864 - 130,102
02	33,309 - 41,255	54,210 - 63,919	74,253 - 85,321	105,000 - 120,154	130,103 - 139,281
03	41,256 - 47,025	63,920 - 70,392	85,322 - 92,700	120,155 - 130,257	139,282 - 145,400
04	47,026 - 48,436	70,393 - 72,504	92,701 - 95,481	130,258 - 134,165	145,400 - 145,400
05	48,437 - 49,889	72,505 - 74,679	95,482 - 98,345	134,166 - 138,190	145,400 - 145,400

Series:

0850

0855

Titles:

Cities:

Counties:

Austin Co. TX 48 0000 015

Brazoria Co. TX 48 0000 039

Chambers Co. TX 48 0000 071

Fort Bend Co. TX 48 0000 157

Galveston Co. TX 48 0000 167

Harris Co. TX 48 0000 201

Liberty Co. TX 48 0000 291

Matagorda Co. TX 48 0000 321

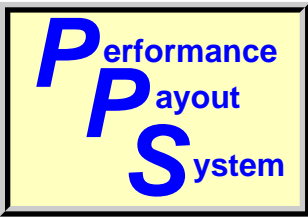
Montgomery Co. TX 48 0000 339

San Jacinto Co. TX 48 0000 407

Walker Co. TX 48 0000 471

Waller Co. TX 48 0000 473

Locality Area: **Houston-Baytown-Huntsville, TX**



Special Pay Tables

Report run on: January 16, 2007 2:56 PM

Page 88 of 191

PPS: HOU983C03 OPM: 983C CLERICAL AND SUPPORT Path: ZS Effective: 07-JAN-07

Prev. Yr Rate .2637 Curr. Yr Rate: .2665 Loc. Diff: 1.00222 Gen. Inc.: 1.7 Issued: 21-DEC-06

Band	I	II	III	IV	V
GS Range	1-2	3-4	5-6	7-8	9-10
Interval					
01	21,062 - 24,944	31,376 - 35,557	35,104 - 42,110	43,484 - 50,968	49,306 - 58,678
02	24,945 - 27,856	35,558 - 38,693	42,111 - 47,365	50,969 - 56,581	58,679 - 65,706
03	27,857 - 29,797	38,694 - 40,784	47,366 - 50,868	56,582 - 60,323	65,707 - 70,392
04	29,798 - 30,691	40,785 - 42,008	50,869 - 52,394	60,324 - 62,133	70,393 - 72,504
05	30,692 - 31,612	42,009 - 43,268	52,395 - 53,966	62,134 - 63,997	72,505 - 74,679

Series:

0083

Titles:

Cities:

Counties:

Austin Co. TX 48 0000 015

Brazoria Co. TX 48 0000 039

Chambers Co. TX 48 0000 071

Fort Bend Co. TX 48 0000 157

Galveston Co. TX 48 0000 167

Harris Co. TX 48 0000 201

Liberty Co. TX 48 0000 291

Matagorda Co. TX 48 0000 321

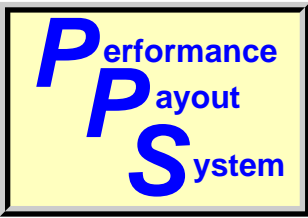
Montgomery Co. TX 48 0000 339

San Jacinto Co. TX 48 0000 407

Walker Co. TX 48 0000 471

Waller Co. TX 48 0000 473

Locality Area: **Houston-Baytown-Huntsville, TX**



Special Pay Tables

Report run on: January 16, 2007 2:56 PM

Page 89 of 191

PPS: HOU999E01 OPM: 999E PROFESSIONAL Path: ZP Effective: 07-JAN-07

Prev. Yr Rate .2637 Curr. Yr Rate: .2665 Loc. Diff: 1.00222 Gen. Inc.: 1.7 Issued: 21-DEC-06

Band	I	II	III	IV	V
GS Range	1-6	7-10	11-12	13-14	15-15
Interval					
01	0 - 0	44,436 - 55,972	59,493 - 74,252	84,793 - 104,999	117,864 - 130,102
02	37,153 - 42,246	55,973 - 64,624	74,253 - 85,321	105,000 - 120,154	130,103 - 139,281
03	42,247 - 48,298	64,625 - 70,392	85,322 - 92,700	120,155 - 130,257	139,282 - 145,400
04	48,299 - 49,747	70,393 - 72,504	92,701 - 95,481	130,258 - 134,165	145,400 - 145,400
05	49,748 - 51,239	72,505 - 74,679	95,482 - 98,345	134,166 - 138,190	145,400 - 145,400

Series:

0854 1550 2210

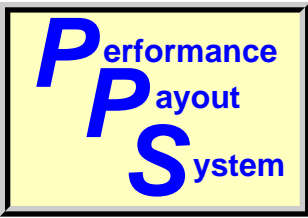
Titles:

Cities:

Counties:

Austin Co. TX 48 0000 015	Brazoria Co. TX 48 0000 039	Chambers Co. TX 48 0000 071
Fort Bend Co. TX 48 0000 157	Galveston Co. TX 48 0000 167	Harris Co. TX 48 0000 201
Liberty Co. TX 48 0000 291	Matagorda Co. TX 48 0000 321	Montgomery Co. TX 48 0000 339
San Jacinto Co. TX 48 0000 407	Walker Co. TX 48 0000 471	Waller Co. TX 48 0000 473

Locality Area: **Houston-Baytown-Huntsville, TX**



Special Pay Tables

Report run on: January 16, 2007 2:56 PM

Page 90 of 191

PPS: HOULEO

OPM: LEO ADMINISTRATIVE

Path: ZA

Effective:

07-JAN-07

Prev. Yr Rate .2637

Curr. Yr Rate: .2665

Loc. Diff: 1.00222

Gen. Inc.: 1.7

Issued: 21-DEC-06

Band	I	II	III	IV	V
GS Range	1-6	7-10	11-12	13-14	15-15
Interval					
01	21,062 - 35,281	45,559 - 57,398	59,493 - 74,252	84,793 - 104,999	117,864 - 130,102
02	35,282 - 45,945	57,399 - 66,277	74,253 - 85,321	105,000 - 120,154	130,103 - 139,281
03	45,946 - 53,054	66,278 - 72,197	85,322 - 92,700	120,155 - 130,257	139,282 - 145,400
04	53,055 - 54,646	72,198 - 74,363	92,701 - 95,481	130,258 - 134,165	145,400 - 145,400
05	54,647 - 56,285	74,364 - 76,594	95,482 - 98,345	134,166 - 138,190	145,400 - 145,400

Series:

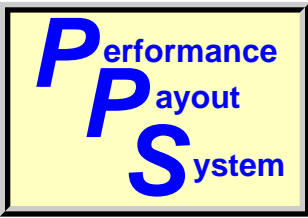
1811

Titles:

Cities:

Counties:

Locality Area: **Houston-Baytown-Huntsville, TX**



Special Pay Tables

Report run on: January 16, 2007 2:56 PM

Page 91 of 191

PPS: IND030501

OPM: 0305 PROFESSIONAL

Path: ZP

Effective:

07-JAN-07

Prev. Yr Rate .1285

Curr. Yr Rate: .13

Loc. Diff: 1.00133

Gen. Inc.: 1.7

Issued: 21-DEC-06

Band	I	II	III	IV	V
GS Range	1-6	7-10	11-12	13-14	15-15
Interval					
01	0 - 0	35,972 - 47,898	53,081 - 66,249	75,655 - 93,683	105,161 - 119,182
02	29,893 - 36,809	47,899 - 56,842	66,250 - 76,125	93,684 - 107,204	119,183 - 129,698
03	36,810 - 41,957	56,843 - 62,805	76,126 - 82,709	107,205 - 116,218	129,699 - 136,709
04	41,958 - 43,216	62,806 - 64,689	82,710 - 85,190	116,219 - 119,705	136,710 - 140,810
05	43,217 - 44,512	64,690 - 66,630	85,191 - 87,746	119,706 - 123,296	140,811 - 145,034

Series:

0690

Titles:

Cities:

Counties:

Bartholomew Co. IN 18 0000 005

Boone Co. IN 18 0000 011

Brown Co. IN 18 0000 013

Grant Co. IN 18 0000 053

Hamilton Co. IN 18 0000 057

Hancock Co. IN 18 0000 059

Hendricks Co. IN 18 0000 063

Henry Co. IN 18 0000 065

Jennings Co. IN 18 0000 079

Johnson Co. IN 18 0000 081

Madison Co. IN 18 0000 095

Marion Co. IN 18 0000 097

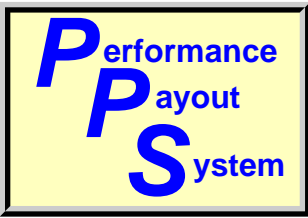
Montgomery Co. IN 18 0000 107

Morgan Co. IN 18 0000 109

Putnam Co. IN 18 0000 133

Shelby Co. IN 18 0000 145

Locality Area: **Indianapolis-Anderson-Columbus, IN**



Special Pay Tables

Report run on: January 16, 2007 2:56 PM

Page 92 of 191

PPS: IND041401

OPM: 0414 PROFESSIONAL

Path: ZP

Effective:

07-JAN-07

Prev. Yr Rate .1285

Curr. Yr Rate: .13

Loc. Diff: 1.00133

Gen. Inc.: 1.7

Issued: 21-DEC-06

Band	I	II	III	IV	V
GS Range	1-6	7-10	11-12	13-14	15-15
Interval					
01	0 - 0	41,262 - 50,837	53,238 - 66,336	75,655 - 93,683	105,161 - 119,182
02	33,309 - 36,809	50,838 - 58,018	66,337 - 76,160	93,684 - 107,204	119,183 - 129,698
03	36,810 - 41,957	58,019 - 62,805	76,161 - 82,709	107,205 - 116,218	129,699 - 136,709
04	41,958 - 43,216	62,806 - 64,689	82,710 - 85,190	116,219 - 119,705	136,710 - 140,810
05	43,217 - 44,512	64,690 - 66,630	85,191 - 87,746	119,706 - 123,296	140,811 - 145,034

Series:

0801
0861

0808
0871

0810
0896

0819

0830

Titles:

Cities:

Counties:

Bartholomew Co. IN 18 0000 005

Boone Co. IN 18 0000 011

Brown Co. IN 18 0000 013

Grant Co. IN 18 0000 053

Hamilton Co. IN 18 0000 057

Hancock Co. IN 18 0000 059

Hendricks Co. IN 18 0000 063

Henry Co. IN 18 0000 065

Jennings Co. IN 18 0000 079

Johnson Co. IN 18 0000 081

Madison Co. IN 18 0000 095

Marion Co. IN 18 0000 097

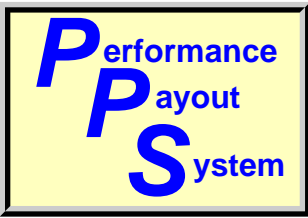
Montgomery Co. IN 18 0000 107

Morgan Co. IN 18 0000 109

Putnam Co. IN 18 0000 133

Shelby Co. IN 18 0000 145

Locality Area: **Indianapolis-Anderson-Columbus, IN**



Special Pay Tables

Report run on: January 16, 2007 2:56 PM

Page 93 of 191

PPS: IND042201

OPM: 0422 PROFESSIONAL

Path: ZP

Effective:

07-JAN-07

Prev. Yr Rate .1285

Curr. Yr Rate: .13

Loc. Diff: 1.00133

Gen. Inc.: 1.7

Issued: 21-DEC-06

Band	I	II	III	IV	V
GS Range	1-6	7-10	11-12	13-14	15-15
Interval					
01	0 - 0	41,262 - 50,837	54,804 - 67,206	75,655 - 93,683	105,161 - 119,182
02	33,309 - 36,809	50,838 - 58,018	67,207 - 76,508	93,684 - 107,204	119,183 - 129,698
03	36,810 - 41,957	58,019 - 62,805	76,509 - 82,709	107,205 - 116,218	129,699 - 136,709
04	41,958 - 43,216	62,806 - 64,689	82,710 - 85,190	116,219 - 119,705	136,710 - 140,810
05	43,217 - 44,512	64,690 - 66,630	85,191 - 87,746	119,706 - 123,296	140,811 - 145,034

Series:

0850

0855

Titles:

Cities:

Counties:

Bartholomew Co. IN 18 0000 005

Boone Co. IN 18 0000 011

Brown Co. IN 18 0000 013

Grant Co. IN 18 0000 053

Hamilton Co. IN 18 0000 057

Hancock Co. IN 18 0000 059

Hendricks Co. IN 18 0000 063

Henry Co. IN 18 0000 065

Jennings Co. IN 18 0000 079

Johnson Co. IN 18 0000 081

Madison Co. IN 18 0000 095

Marion Co. IN 18 0000 097

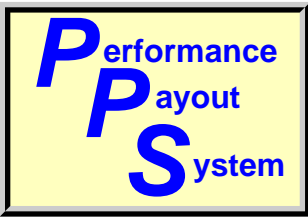
Montgomery Co. IN 18 0000 107

Morgan Co. IN 18 0000 109

Putnam Co. IN 18 0000 133

Shelby Co. IN 18 0000 145

Locality Area: **Indianapolis-Anderson-Columbus, IN**



Special Pay Tables

Report run on: January 16, 2007 2:56 PM

Page 94 of 191

PPS: IND999B01

OPM: 999B PROFESSIONAL

Path: ZP

Effective:

07-JAN-07

Prev. Yr Rate .1285

Curr. Yr Rate: .13

Loc. Diff: 1.00133

Gen. Inc.: 1.7

Issued: 21-DEC-06

Band	I	II	III	IV	V
GS Range	1-6	7-10	11-12	13-14	15-15
Interval					
01	0 - 0	42,214 - 52,613	55,429 - 67,553	75,655 - 93,683	105,161 - 119,182
02	35,360 - 39,927	52,614 - 60,412	67,554 - 76,647	93,684 - 107,204	119,183 - 129,698
03	39,928 - 45,966	60,413 - 65,611	76,648 - 82,709	107,205 - 116,218	129,699 - 136,709
04	45,967 - 47,345	65,612 - 67,579	82,710 - 85,190	116,219 - 119,705	136,710 - 140,810
05	47,346 - 48,765	67,580 - 69,606	85,191 - 87,746	119,706 - 123,296	140,811 - 145,034

Series:

0854

1550

2210

Titles:

Cities:

Counties:

Bartholomew Co. IN 18 0000 005

Boone Co. IN 18 0000 011

Brown Co. IN 18 0000 013

Grant Co. IN 18 0000 053

Hamilton Co. IN 18 0000 057

Hancock Co. IN 18 0000 059

Hendricks Co. IN 18 0000 063

Henry Co. IN 18 0000 065

Jennings Co. IN 18 0000 079

Johnson Co. IN 18 0000 081

Madison Co. IN 18 0000 095

Marion Co. IN 18 0000 097

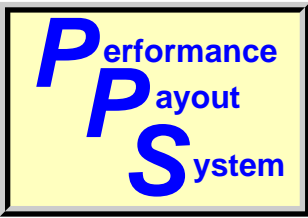
Montgomery Co. IN 18 0000 107

Morgan Co. IN 18 0000 109

Putnam Co. IN 18 0000 133

Shelby Co. IN 18 0000 145

Locality Area: **Indianapolis-Anderson-Columbus, IN**



Special Pay Tables

Report run on: January 16, 2007 2:56 PM

Page 95 of 191

PPS: INDLEO

OPM: LEO ADMINISTRATIVE

Path: ZA

Effective:

07-JAN-07

Prev. Yr Rate .1285

Curr. Yr Rate: .13

Loc. Diff: 1.00133

Gen. Inc.: 1.7

Issued: 21-DEC-06

Band	I	II	III	IV	V
GS Range	1-6	7-10	11-12	13-14	15-15
Interval					
01	18,792 - 31,478	40,648 - 51,212	53,081 - 66,249	75,655 - 93,683	105,161 - 119,182
02	31,479 - 40,993	51,213 - 59,134	66,250 - 76,125	93,684 - 107,204	119,183 - 129,698
03	40,994 - 47,336	59,135 - 64,416	76,126 - 82,709	107,205 - 116,218	129,699 - 136,709
04	47,337 - 48,756	64,417 - 66,348	82,710 - 85,190	116,219 - 119,705	136,710 - 140,810
05	48,757 - 50,219	66,349 - 68,338	85,191 - 87,746	119,706 - 123,296	140,811 - 145,034

Series:

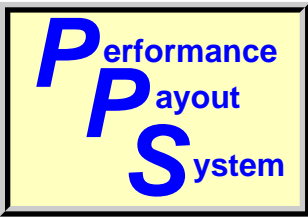
1811

Titles:

Cities:

Counties:

Locality Area: Indianapolis-Anderson-Columbus, IN



Special Pay Tables

Report run on: January 16, 2007 2:56 PM

Page 96 of 191

PPS: LA007003 OPM: 0070 CLERICAL AND SUPPORT Path: ZS Effective: 07-JAN-07

Prev. Yr Rate .2318 Curr. Yr Rate: .2403 Loc. Diff: 1.0069 Gen. Inc.: 1.7 Issued: 21-DEC-06

Band	I	II	III	IV	V
GS Range	1-2	3-4	5-6	7-8	9-10
Interval					
01	23,527 - 24,428	25,841 - 30,766	31,780 - 38,123	39,367 - 47,062	48,153 - 57,390
02	24,429 - 27,280	30,767 - 34,460	38,124 - 42,880	47,063 - 52,833	57,391 - 64,318
03	27,281 - 29,181	34,461 - 36,922	42,881 - 46,052	52,834 - 56,680	64,319 - 68,936
04	29,182 - 30,056	36,923 - 38,030	46,053 - 47,434	56,681 - 58,380	68,937 - 71,004
05	30,057 - 30,958	38,031 - 39,171	47,435 - 48,857	58,381 - 60,131	71,005 - 73,134

Series:

0318

0322

0326

0356

Titles: DATA TRANSCRIPTION
STENOGRAPY OR TYPING

OFFICE AUTOMATION
TYPING

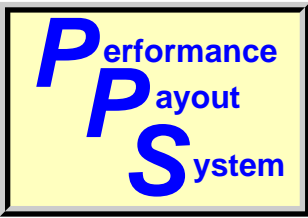
STENOGRAPY

Cities:

Counties:

LOS ANGELES CA 06 0000 037

Locality Area: Los Angeles-Long Beach-Riverside, CA



Special Pay Tables

Report run on: January 16, 2007 2:56 PM

Page 97 of 191

PPS: LA007103 OPM: 0071 CLERICAL AND SUPPORT Path: ZS Effective: 07-JAN-07

Prev. Yr Rate .2318 Curr. Yr Rate: .2403 Loc. Diff: 1.0069 Gen. Inc.: 1.7 Issued: 21-DEC-06

Band	I	II	III	IV	V
GS Range	1-2	3-4	5-6	7-8	9-10
Interval					
01	23,527 - 24,428	25,841 - 30,766	31,780 - 38,123	39,367 - 47,062	48,153 - 57,390
02	24,429 - 27,280	30,767 - 34,460	38,124 - 42,880	47,063 - 52,833	57,391 - 64,318
03	27,281 - 29,181	34,461 - 36,922	42,881 - 46,052	52,834 - 56,680	64,319 - 68,936
04	29,182 - 30,056	36,923 - 38,030	46,053 - 47,434	56,681 - 58,380	68,937 - 71,004
05	30,057 - 30,958	38,031 - 39,171	47,435 - 48,857	58,381 - 60,131	71,005 - 73,134

Series:

0318

0322

0326

0356

Titles: DATA TRANSCRIPTION

OFFICE AUTOMATION

STENOGRAPY

STENOGRAPY OR TYPING

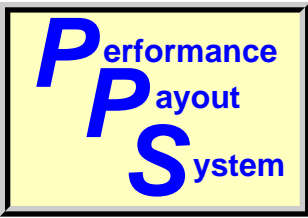
TYPING

Cities:

Counties:

ORANGE CA 06 0000 059

Locality Area: Los Angeles-Long Beach-Riverside, CA



Special Pay Tables

Report run on: January 16, 2007 2:56 PM

Page 98 of 191

PPS: LA030501

OPM: 0305 PROFESSIONAL

Path: ZP

Effective:

07-JAN-07

Prev. Yr Rate .2318

Curr. Yr Rate: .2403

Loc. Diff: 1.0069

Gen. Inc.: 1.7

Issued: 21-DEC-06

Band	I	II	III	IV	V
GS Range	1-6	7-10	11-12	13-14	15-15
Interval					
01	29,893 - 31,926	39,367 - 52,509	58,262 - 72,716	83,039 - 102,827	115,426 - 128,748
02	31,927 - 40,402	52,510 - 62,365	72,717 - 83,556	102,828 - 117,668	128,749 - 138,739
03	40,403 - 46,052	62,366 - 68,936	83,557 - 90,783	117,669 - 127,562	138,740 - 145,400
04	46,053 - 47,434	68,937 - 71,004	90,784 - 93,506	127,563 - 131,389	145,400 - 145,400
05	47,435 - 48,857	71,005 - 73,134	93,507 - 96,311	131,390 - 135,331	145,400 - 145,400

Series:

0690

Titles:

Cities:

Edwards Air Force Base, CA 06 1077 029

Counties:

Los Angeles Co. CA 06 0000 037

Orange Co. CA 06 0000 059

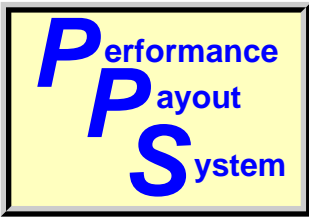
Riverside Co. CA 06 0000 065

San Bernardino Co. CA 06 0000 071

Santa Barbara Co. CA 06 0000 083

Ventura Co. CA 06 0000 111

Locality Area: Los Angeles-Long Beach-Riverside, CA



Special Pay Tables

Report run on: January 16, 2007 2:56 PM

Page 99 of 191

PPS: LA041401

OPM: 0414 PROFESSIONAL

Path: ZP

Effective:

07-JAN-07

Prev. Yr Rate .2318

Curr. Yr Rate: .2403

Loc. Diff: 1.0069

Gen. Inc.: 1.7

Issued: 21-DEC-06

Band	I	II	III	IV	V
GS Range	1-6	7-10	11-12	13-14	15-15
Interval					
01	0 - 0	41,262 - 53,562	58,262 - 72,716	83,039 - 102,827	115,426 - 128,748
02	33,309 - 40,402	53,563 - 62,786	72,717 - 83,556	102,828 - 117,668	128,749 - 138,739
03	40,403 - 46,052	62,787 - 68,936	83,557 - 90,783	117,669 - 127,562	138,740 - 145,400
04	46,053 - 47,434	68,937 - 71,004	90,784 - 93,506	127,563 - 131,389	145,400 - 145,400
05	47,435 - 48,857	71,005 - 73,134	93,507 - 96,311	131,390 - 135,331	145,400 - 145,400

Series:

0801
0861

0808
0871

0810
0896

0819

0830

Titles:

Cities:

Edwards Air Force Base, CA 06 1077 029

Counties:

Los Angeles Co. CA 06 0000 037

Orange Co. CA 06 0000 059

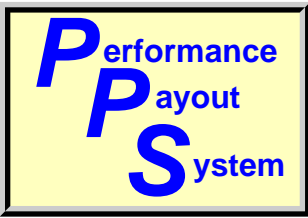
Riverside Co. CA 06 0000 065

San Bernardino Co. CA 06 0000 071

Santa Barbara Co. CA 06 0000 083

Ventura Co. CA 06 0000 111

Locality Area: Los Angeles-Long Beach-Riverside, CA



Special Pay Tables

Report run on: January 16, 2007 2:56 PM

Page 100 of 191

PPS: LA042201

OPM: 0422 PROFESSIONAL

Path: ZP

Effective:

07-JAN-07

Prev. Yr Rate .2318

Curr. Yr Rate: .2403

Loc. Diff: 1.0069

Gen. Inc.: 1.7

Issued: 21-DEC-06

Band	I	II	III	IV	V
GS Range	1-6	7-10	11-12	13-14	15-15
Interval					
01	0 - 0	41,262 - 53,562	58,262 - 72,716	83,039 - 102,827	115,426 - 128,748
02	33,309 - 40,402	53,563 - 62,786	72,717 - 83,556	102,828 - 117,668	128,749 - 138,739
03	40,403 - 46,052	62,787 - 68,936	83,557 - 90,783	117,669 - 127,562	138,740 - 145,400
04	46,053 - 47,434	68,937 - 71,004	90,784 - 93,506	127,563 - 131,389	145,400 - 145,400
05	47,435 - 48,857	71,005 - 73,134	93,507 - 96,311	131,390 - 135,331	145,400 - 145,400

Series:

0850

0855

Titles:

Cities:

Edwards Air Force Base, CA 06 1077 029

Counties:

Los Angeles Co. CA 06 0000 037

Orange Co. CA 06 0000 059

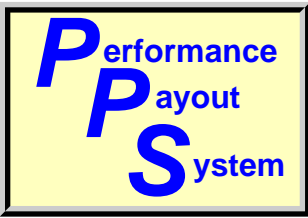
Riverside Co. CA 06 0000 065

San Bernardino Co. CA 06 0000 071

Santa Barbara Co. CA 06 0000 083

Ventura Co. CA 06 0000 111

Locality Area: Los Angeles-Long Beach-Riverside, CA



Special Pay Tables

Report run on: January 16, 2007 2:56 PM

Page 101 of 191

PPS: LA999E01

OPM: 999E PROFESSIONAL

Path: ZP

Effective:

07-JAN-07

Prev. Yr Rate .2318

Curr. Yr Rate: .2403

Loc. Diff: 1.0069

Gen. Inc.: 1.7

Issued: 21-DEC-06

Band	I	II	III	IV	V
GS Range	1-6	7-10	11-12	13-14	15-15
Interval					
01	0 - 0	44,436 - 55,325	58,718 - 72,969	83,039 - 102,827	115,426 - 128,748
02	37,153 - 42,149	55,326 - 63,492	72,970 - 83,657	102,828 - 117,668	128,749 - 138,739
03	42,150 - 48,298	63,493 - 68,936	83,658 - 90,783	117,669 - 127,562	138,740 - 145,400
04	48,299 - 49,747	68,937 - 71,004	90,784 - 93,506	127,563 - 131,389	145,400 - 145,400
05	49,748 - 51,239	71,005 - 73,134	93,507 - 96,311	131,390 - 135,331	145,400 - 145,400

Series:

0854

1550

2210

Titles:

Cities:

Edwards Air Force Base, CA 06 1077 029

Counties:

Los Angeles Co. CA 06 0000 037

Orange Co. CA 06 0000 059

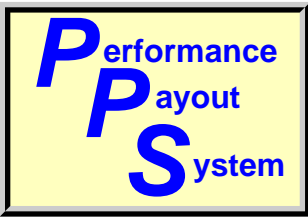
Riverside Co. CA 06 0000 065

San Bernardino Co. CA 06 0000 071

Santa Barbara Co. CA 06 0000 083

Ventura Co. CA 06 0000 111

Locality Area: Los Angeles-Long Beach-Riverside, CA



Special Pay Tables

Report run on: January 16, 2007 2:56 PM

Page 102 of 191

PPS: LALEO

OPM: LEO ADMINISTRATIVE

Path: ZA

Effective:

07-JAN-07

Prev. Yr Rate .2318

Curr. Yr Rate: .2403

Loc. Diff: 1.0069

Gen. Inc.: 1.7

Issued: 21-DEC-06

Band	I	II	III	IV	V
GS Range	1-6	7-10	11-12	13-14	15-15
Interval					
01	20,626 - 34,550	44,616 - 56,210	58,262 - 72,716	83,039 - 102,827	115,426 - 128,748
02	34,551 - 44,994	56,211 - 64,906	72,717 - 83,556	102,828 - 117,668	128,749 - 138,739
03	44,995 - 51,956	64,907 - 70,703	83,557 - 90,783	117,669 - 127,562	138,740 - 145,400
04	51,957 - 53,515	70,704 - 72,824	90,784 - 93,506	127,563 - 131,389	145,400 - 145,400
05	53,516 - 55,120	72,825 - 75,009	93,507 - 96,311	131,390 - 135,331	145,400 - 145,400

Series:

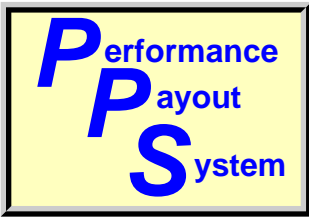
1811

Titles:

Cities:

Counties:

Locality Area: Los Angeles-Long Beach-Riverside, CA



Special Pay Tables

Report run on: January 16, 2007 2:56 PM

Page 103 of 191

PPS: MFL030501 OPM: 0305 PROFESSIONAL Path: ZP Effective: 07-JAN-07

Prev. Yr Rate .1784 Curr. Yr Rate: .183 Loc. Diff: 1.0039 Gen. Inc.: 1.7 Issued: 21-DEC-06

Band	I	II	III	IV	V
GS Range	1-6	7-10	11-12	13-14	15-15
Interval					
01	29,893 - 30,452	37,548 - 50,083	55,570 - 69,356	79,203 - 98,077	110,094 - 124,773
02	30,453 - 38,536	50,084 - 59,484	69,357 - 79,696	98,078 - 112,232	124,774 - 135,782
03	38,537 - 43,925	59,485 - 65,751	79,697 - 86,589	112,233 - 121,669	135,783 - 143,121
04	43,926 - 45,243	65,752 - 67,724	86,590 - 89,187	121,670 - 125,319	143,122 - 145,400
05	45,244 - 46,600	67,725 - 69,756	89,188 - 91,863	125,320 - 129,079	145,400 - 145,400

Series:

0690

Titles:

Cities:

Counties:

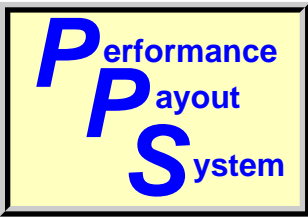
Broward Co. FL 12 0000 011

Miami-Dade Co. FL 12 0000 086

Monroe Co. FL 12 0000 087

Palm Beach Co. FL 12 0000 099

Locality Area: **Miami-Fort Lauderdale-Miami Beach, FL**



Special Pay Tables

Report run on: January 16, 2007 2:56 PM

Page 104 of 191

PPS: MFL041401

OPM: 0414 PROFESSIONAL

Path: ZP

Effective:

07-JAN-07

Prev. Yr Rate .1784

Curr. Yr Rate: .183

Loc. Diff: 1.0039

Gen. Inc.: 1.7

Issued: 21-DEC-06

Band	I	II	III	IV	V
GS Range	1-6	7-10	11-12	13-14	15-15
Interval					
01	0 - 0	41,262 - 52,146	55,570 - 69,356	79,203 - 98,077	110,094 - 124,773
02	33,309 - 38,536	52,147 - 60,309	69,357 - 79,696	98,078 - 112,232	124,774 - 135,782
03	38,537 - 43,925	60,310 - 65,751	79,697 - 86,589	112,233 - 121,669	135,783 - 143,121
04	43,926 - 45,243	65,752 - 67,724	86,590 - 89,187	121,670 - 125,319	143,122 - 145,400
05	45,244 - 46,600	67,725 - 69,756	89,188 - 91,863	125,320 - 129,079	145,400 - 145,400

Series:

0801
0861

0808
0871

0810
0896

0819

0830

Titles:

Cities:

Counties:

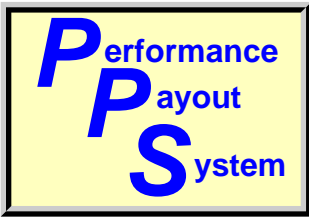
Broward Co. FL 12 0000 011

Miami-Dade Co. FL 12 0000 086

Monroe Co. FL 12 0000 087

Palm Beach Co. FL 12 0000 099

Locality Area: **Miami-Fort Lauderdale-Miami Beach, FL**



Special Pay Tables

Report run on: January 16, 2007 2:56 PM

Page 105 of 191

PPS: MFL042201 OPM: 0422 PROFESSIONAL Path: ZP Effective: 07-JAN-07

Prev. Yr Rate .1784 Curr. Yr Rate: .183 Loc. Diff: 1.0039 Gen. Inc.: 1.7 Issued: 21-DEC-06

Band	I	II	III	IV	V
GS Range	1-6	7-10	11-12	13-14	15-15
Interval					
01	0 - 0	41,262 - 52,146	55,570 - 69,356	79,203 - 98,077	110,094 - 124,773
02	33,309 - 38,536	52,147 - 60,309	69,357 - 79,696	98,078 - 112,232	124,774 - 135,782
03	38,537 - 43,925	60,310 - 65,751	79,697 - 86,589	112,233 - 121,669	135,783 - 143,121
04	43,926 - 45,243	65,752 - 67,724	86,590 - 89,187	121,670 - 125,319	143,122 - 145,400
05	45,244 - 46,600	67,725 - 69,756	89,188 - 91,863	125,320 - 129,079	145,400 - 145,400

Series:

0850

0855

Titles:

Cities:

Counties:

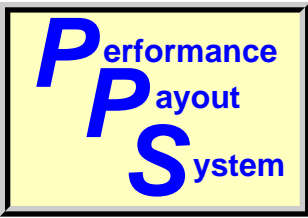
Broward Co. FL 12 0000 011

Miami-Dade Co. FL 12 0000 086

Monroe Co. FL 12 0000 087

Palm Beach Co. FL 12 0000 099

Locality Area: **Miami-Fort Lauderdale-Miami Beach, FL**



Special Pay Tables

Report run on: January 16, 2007 2:56 PM

Page 106 of 191

PPS: MFL056901

OPM: 0569 PROFESSIONAL

Path: ZP

Effective:

07-JAN-07

Prev. Yr Rate .1784

Curr. Yr Rate: .183

Loc. Diff: 1.0039

Gen. Inc.: 1.7

Issued: 21-DEC-06

Band	I	II	III	IV	V
GS Range	1-6	7-10	11-12	13-14	15-15
Interval					
01	0 - 0	41,262 - 52,146	61,066 - 76,215	87,036 - 107,776	110,094 - 124,773
02	33,310 - 38,536	52,147 - 60,309	76,216 - 87,577	107,777 - 123,332	124,774 - 135,782
03	38,537 - 43,925	60,310 - 65,751	87,578 - 95,152	123,333 - 133,702	135,783 - 143,121
04	43,926 - 45,243	65,752 - 67,724	95,153 - 98,007	133,703 - 137,713	143,122 - 145,400
05	45,244 - 46,600	67,725 - 69,756	98,008 - 100,947	137,714 - 141,844	145,400 - 145,400

Series:

1340

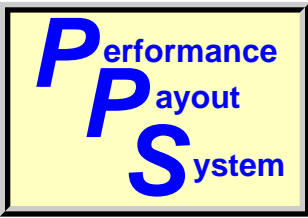
Titles:

Cities:

KEY WEST FL 12 1580 087

Counties:

Locality Area: **Miami-Fort Lauderdale-Miami Beach, FL**



Special Pay Tables

Report run on: January 16, 2007 2:56 PM

Page 107 of 191

PPS: MFL999C01 OPM: 999C PROFESSIONAL Path: ZP Effective: 07-JAN-07

Prev. Yr Rate .1784 Curr. Yr Rate: .183 Loc. Diff: 1.0039 Gen. Inc.: 1.7 Issued: 21-DEC-06

Band	I	II	III	IV	V
GS Range	1-6	7-10	11-12	13-14	15-15
Interval					
01	0 - 0	42,849 - 53,028	56,369 - 69,800	79,203 - 98,077	110,094 - 124,773
02	35,872 - 40,642	53,029 - 60,662	69,801 - 79,873	98,078 - 112,232	124,774 - 135,782
03	40,643 - 46,633	60,663 - 65,751	79,874 - 86,589	112,233 - 121,669	135,783 - 143,121
04	46,634 - 48,032	65,752 - 67,724	86,590 - 89,187	121,670 - 125,319	143,122 - 145,400
05	48,033 - 49,473	67,725 - 69,756	89,188 - 91,863	125,320 - 129,079	145,400 - 145,400

Series:

0854 1550 2210

Titles:

Cities:

Counties:

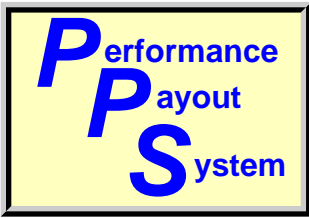
Broward Co. FL 12 0000 011

Miami-Dade Co. FL 12 0000 086

Monroe Co. FL 12 0000 087

Palm Beach Co. FL 12 0000 099

Locality Area: **Miami-Fort Lauderdale-Miami Beach, FL**



Special Pay Tables

Report run on: January 16, 2007 2:56 PM

Page 108 of 191

PPS: MFLLEO

OPM: LEO ADMINISTRATIVE

Path: ZA

Effective:

07-JAN-07

Prev. Yr Rate .1784

Curr. Yr Rate: .183

Loc. Diff: 1.0039

Gen. Inc.: 1.7

Issued: 21-DEC-06

Band	I	II	III	IV	V
GS Range	1-6	7-10	11-12	13-14	15-15
Interval					
01	19,673 - 32,954	42,555 - 53,614	55,570 - 69,356	79,203 - 98,077	110,094 - 124,773
02	32,955 - 42,915	53,615 - 61,908	69,357 - 79,696	98,078 - 112,232	124,774 - 135,782
03	42,916 - 49,556	61,909 - 67,437	79,697 - 86,589	112,233 - 121,669	135,783 - 143,121
04	49,557 - 51,043	67,438 - 69,460	86,590 - 89,187	121,670 - 125,319	143,122 - 145,400
05	51,044 - 52,574	69,461 - 71,544	89,188 - 91,863	125,320 - 129,079	145,400 - 145,400

Series:

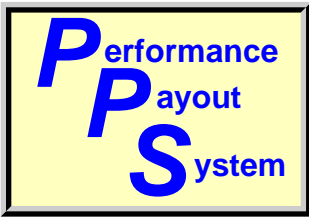
1811

Titles:

Cities:

Counties:

Locality Area: **Miami-Fort Lauderdale-Miami Beach, FL**



Special Pay Tables

Report run on: January 16, 2007 2:56 PM

Page 109 of 191

PPS: MIL030501 OPM: 0305 PROFESSIONAL Path: ZP Effective: 07-JAN-07

Prev. Yr Rate .1474 Curr. Yr Rate: .1554 Loc. Diff: 1.00697 Gen. Inc.: 1.7 Issued: 21-DEC-06

Band	I	II	III	IV	V
GS Range	1-6	7-10	11-12	13-14	15-15
Interval					
01	0 - 0	36,672 - 48,914	54,274 - 67,738	77,355 - 95,789	107,525 - 121,861
02	29,893 - 37,636	48,915 - 58,096	67,739 - 77,836	95,790 - 109,614	121,862 - 132,613
03	37,637 - 42,900	58,097 - 64,217	77,837 - 84,568	109,615 - 118,831	132,614 - 139,781
04	42,901 - 44,187	64,218 - 66,144	84,569 - 87,105	118,832 - 122,396	139,782 - 143,974
05	44,188 - 45,513	66,145 - 68,128	87,106 - 89,718	122,397 - 126,068	143,975 - 145,400

Series:

0690

Titles:

Cities:

Counties:

Milwaukee Co. WI 55 0000 079

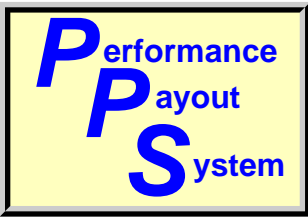
Ozaukee Co. WI 55 0000 089

Racine Co. WI 55 0000 101

Washington Co. WI 55 0000 131

Waukesha Co. WI 55 0000 133

Locality Area: **Milwaukee-Racine-Waukesha, WI**



Special Pay Tables

Report run on: January 16, 2007 2:56 PM

Page 110 of 191

PPS: MIL041401

OPM: 0414 PROFESSIONAL

Path: ZP

Effective:

07-JAN-07

Prev. Yr Rate .1474

Curr. Yr Rate: .1554

Loc. Diff: 1.00697

Gen. Inc.: 1.7

Issued: 21-DEC-06

Band	I	II	III	IV	V
GS Range	1-6	7-10	11-12	13-14	15-15
Interval					
01	0 - 0	41,262 - 51,464	54,274 - 67,738	77,355 - 95,789	107,525 - 121,861
02	33,309 - 37,636	51,465 - 59,116	67,739 - 77,836	95,790 - 109,614	121,862 - 132,613
03	37,637 - 42,900	59,117 - 64,217	77,837 - 84,568	109,615 - 118,831	132,614 - 139,781
04	42,901 - 44,187	64,218 - 66,144	84,569 - 87,105	118,832 - 122,396	139,782 - 143,974
05	44,188 - 45,513	66,145 - 68,128	87,106 - 89,718	122,397 - 126,068	143,975 - 145,400

Series:

0801
0861

0808
0871

0810
0896

0819

0830

Titles:

Cities:

Counties:

Milwaukee Co. WI 55 0000 079

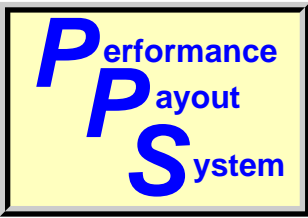
Ozaukee Co. WI 55 0000 089

Racine Co. WI 55 0000 101

Washington Co. WI 55 0000 131

Waukesha Co. WI 55 0000 133

Locality Area: **Milwaukee-Racine-Waukesha, WI**



Special Pay Tables

Report run on: January 16, 2007 2:56 PM

Page 111 of 191

PPS: MIL042201

OPM: 0422 PROFESSIONAL

Path: ZP

Effective:

07-JAN-07

Prev. Yr Rate .1474

Curr. Yr Rate: .1554

Loc. Diff: 1.00697

Gen. Inc.: 1.7

Issued: 21-DEC-06

Band	I	II	III	IV	V
GS Range	1-6	7-10	11-12	13-14	15-15
Interval					
01	0 - 0	41,262 - 51,464	54,804 - 68,032	77,355 - 95,789	107,525 - 121,861
02	33,309 - 37,636	51,465 - 59,116	68,033 - 77,954	95,790 - 109,614	121,862 - 132,613
03	37,637 - 42,900	59,117 - 64,217	77,955 - 84,568	109,615 - 118,831	132,614 - 139,781
04	42,901 - 44,187	64,218 - 66,144	84,569 - 87,105	118,832 - 122,396	139,782 - 143,974
05	44,188 - 45,513	66,145 - 68,128	87,106 - 89,718	122,397 - 126,068	143,975 - 145,400

Series:

0850

0855

Titles:

Cities:

Counties:

Milwaukee Co. WI 55 0000 079

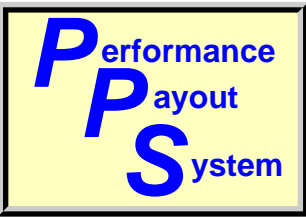
Ozaukee Co. WI 55 0000 089

Racine Co. WI 55 0000 101

Washington Co. WI 55 0000 131

Waukesha Co. WI 55 0000 133

Locality Area: **Milwaukee-Racine-Waukesha, WI**



Special Pay Tables

Report run on: January 16, 2007 2:56 PM

Page 112 of 191

PPS: MIL999B01 OPM: 999B PROFESSIONAL Path: ZP Effective: 07-JAN-07

Prev. Yr Rate .1474 Curr. Yr Rate: .1554 Loc. Diff: 1.00697 Gen. Inc.: 1.7 Issued: 21-DEC-06

Band	I	II	III	IV	V
GS Range	1-6	7-10	11-12	13-14	15-15
Interval					
01	0 - 0	42,214 - 52,613	55,429 - 68,380	77,355 - 95,789	107,525 - 121,861
02	35,360 - 40,021	52,614 - 60,412	68,381 - 78,093	95,790 - 109,614	121,862 - 132,613
03	40,022 - 45,966	60,413 - 65,611	78,094 - 84,568	109,615 - 118,831	132,614 - 139,781
04	45,967 - 47,345	65,612 - 67,579	84,569 - 87,105	118,832 - 122,396	139,782 - 143,974
05	47,346 - 48,765	67,580 - 69,606	87,106 - 89,718	122,397 - 126,068	143,975 - 145,400

Series:

0854 1550 2210

Titles:

Cities:

Counties:

Milwaukee Co. WI 55 0000 079

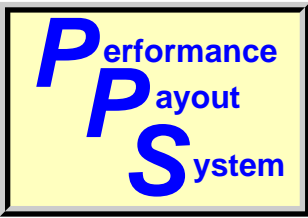
Ozaukee Co. WI 55 0000 089

Racine Co. WI 55 0000 101

Washington Co. WI 55 0000 131

Waukesha Co. WI 55 0000 133

Locality Area: **Milwaukee-Racine-Waukesha, WI**



Special Pay Tables

Report run on: January 16, 2007 2:56 PM

Page 113 of 191

PPS: MILLEO

OPM: LEO ADMINISTRATIVE

Path: ZA

Effective:

07-JAN-07

Prev. Yr Rate .1474

Curr. Yr Rate: .1554

Loc. Diff: 1.00697

Gen. Inc.: 1.7

Issued: 21-DEC-06

Band	I	II	III	IV	V
GS Range	1-6	7-10	11-12	13-14	15-15
Interval					
01	19,214 - 32,186	41,562 - 52,363	54,274 - 67,738	77,355 - 95,789	107,525 - 121,861
02	32,187 - 41,914	52,364 - 60,464	67,739 - 77,836	95,790 - 109,614	121,862 - 132,613
03	41,915 - 48,400	60,465 - 65,864	77,837 - 84,568	109,615 - 118,831	132,614 - 139,781
04	48,401 - 49,852	65,865 - 67,840	84,569 - 87,105	118,832 - 122,396	139,782 - 143,974
05	49,853 - 51,348	67,841 - 69,875	87,106 - 89,718	122,397 - 126,068	143,975 - 145,400

Series:

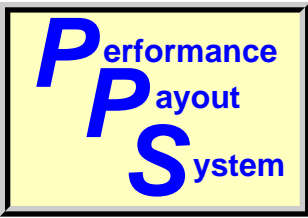
1811

Titles:

Cities:

Counties:

Locality Area: Milwaukee-Racine-Waukesha, WI



Special Pay Tables

Report run on: January 16, 2007 2:56 PM

Page 114 of 191

PPS: MSP030501 OPM: 0305 PROFESSIONAL Path: ZP Effective: 07-JAN-07

Prev. Yr Rate .1731 Curr. Yr Rate: .1817 Loc. Diff: 1.00733 Gen. Inc.: 1.7 Issued: 21-DEC-06

Band	I	II	III	IV	V
GS Range	1-6	7-10	11-12	13-14	15-15
Interval					
01	29,893 - 30,419	37,507 - 50,028	55,509 - 69,280	79,116 - 97,969	109,973 - 124,635
02	30,420 - 38,494	50,029 - 59,419	69,281 - 79,608	97,970 - 112,109	124,636 - 135,632
03	38,495 - 43,877	59,420 - 65,679	79,609 - 86,493	112,110 - 121,535	135,633 - 142,963
04	43,878 - 45,193	65,680 - 67,649	86,494 - 89,088	121,536 - 125,181	142,964 - 145,400
05	45,194 - 46,549	67,650 - 69,678	89,089 - 91,761	125,182 - 128,936	145,400 - 145,400

Series:

0690

Titles:

Cities:

Counties:

Anoka Co. MN 27 0000 003

Benton Co. MN 27 0000 009

Carver Co. MN 27 0000 019

Chisago Co. MN 27 0000 025

Dakota Co. MN 27 0000 037

Goodhue Co. MN 27 0000 049

Hennepin Co. MN 27 0000 053

Isanti Co. MN 27 0000 059

McLeod Co. MN 27 0000 085

Pierce Co. WI 55 0000 093

Ramsey Co. MN 27 0000 123

Rice Co. MN 27 0000 131

Scott Co. MN 27 0000 139

Sherburne Co. MN 27 0000 141

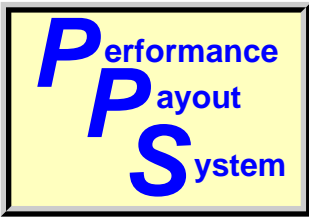
St. Croix Co. WI 55 0000 109

Stearns Co. MN 27 0000 145

Washington Co. MN 27 0000 163

Wright Co. MN 27 0000 171

Locality Area: **Minneapolis-St. Paul-St. Cloud, MN-WI**



Special Pay Tables

Report run on: January 16, 2007 2:56 PM

Page 115 of 191

PPS: MSP041401

OPM: 0414 PROFESSIONAL

Path: ZP

Effective:

07-JAN-07

Prev. Yr Rate .1731

Curr. Yr Rate: .1817

Loc. Diff: 1.00733

Gen. Inc.: 1.7

Issued: 21-DEC-06

Band	I	II	III	IV	V
GS Range	1-6	7-10	11-12	13-14	15-15
Interval					
01	0 - 0	41,262 - 52,114	55,509 - 69,280	79,116 - 97,969	109,973 - 124,635
02	33,309 - 38,494	52,115 - 60,253	69,281 - 79,608	97,970 - 112,109	124,636 - 135,632
03	38,495 - 43,877	60,254 - 65,679	79,609 - 86,493	112,110 - 121,535	135,633 - 142,963
04	43,878 - 45,193	65,680 - 67,649	86,494 - 89,088	121,536 - 125,181	142,964 - 145,400
05	45,194 - 46,549	67,650 - 69,678	89,089 - 91,761	125,182 - 128,936	145,400 - 145,400

Series:

0801
0861

0808
0871

0810
0896

0819

0830

Titles:

Cities:

Counties:

Anoka Co. MN 27 0000 003

Benton Co. MN 27 0000 009

Carver Co. MN 27 0000 019

Chisago Co. MN 27 0000 025

Dakota Co. MN 27 0000 037

Goodhue Co. MN 27 0000 049

Hennepin Co. MN 27 0000 053

Isanti Co. MN 27 0000 059

McLeod Co. MN 27 0000 085

Pierce Co. WI 55 0000 093

Ramsey Co. MN 27 0000 123

Rice Co. MN 27 0000 131

Scott Co. MN 27 0000 139

Sherburne Co. MN 27 0000 141

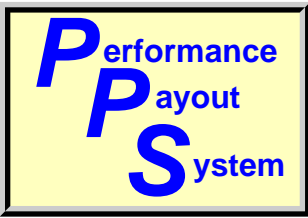
St. Croix Co. WI 55 0000 109

Stearns Co. MN 27 0000 145

Washington Co. MN 27 0000 163

Wright Co. MN 27 0000 171

Locality Area: **Minneapolis-St. Paul-St. Cloud, MN-WI**



Special Pay Tables

Report run on: January 16, 2007 2:56 PM

Page 116 of 191

PPS: MSP042201

OPM: 0422 PROFESSIONAL

Path: ZP

Effective:

07-JAN-07

Prev. Yr Rate .1731

Curr. Yr Rate: .1817

Loc. Diff: 1.00733

Gen. Inc.: 1.7

Issued: 21-DEC-06

Band	I	II	III	IV	V
GS Range	1-6	7-10	11-12	13-14	15-15
Interval					
01	0 - 0	41,262 - 52,114	55,509 - 69,280	79,116 - 97,969	109,973 - 124,635
02	33,309 - 38,494	52,115 - 60,253	69,281 - 79,608	97,970 - 112,109	124,636 - 135,632
03	38,495 - 43,877	60,254 - 65,679	79,609 - 86,493	112,110 - 121,535	135,633 - 142,963
04	43,878 - 45,193	65,680 - 67,649	86,494 - 89,088	121,536 - 125,181	142,964 - 145,400
05	45,194 - 46,549	67,650 - 69,678	89,089 - 91,761	125,182 - 128,936	145,400 - 145,400

Series:

0850

0855

Titles:

Cities:

Counties:

Anoka Co. MN 27 0000 003

Benton Co. MN 27 0000 009

Carver Co. MN 27 0000 019

Chisago Co. MN 27 0000 025

Dakota Co. MN 27 0000 037

Goodhue Co. MN 27 0000 049

Hennepin Co. MN 27 0000 053

Isanti Co. MN 27 0000 059

McLeod Co. MN 27 0000 085

Pierce Co. WI 55 0000 093

Ramsey Co. MN 27 0000 123

Rice Co. MN 27 0000 131

Scott Co. MN 27 0000 139

Sherburne Co. MN 27 0000 141

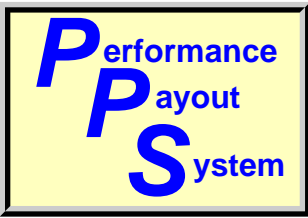
St. Croix Co. WI 55 0000 109

Stearns Co. MN 27 0000 145

Washington Co. MN 27 0000 163

Wright Co. MN 27 0000 171

Locality Area: **Minneapolis-St. Paul-St. Cloud, MN-WI**



Special Pay Tables

Report run on: January 16, 2007 2:56 PM

Page 117 of 191

PPS: MSP999C01

OPM: 999C PROFESSIONAL

Path: ZP

Effective:

07-JAN-07

Prev. Yr Rate .1731

Curr. Yr Rate: .1817

Loc. Diff: 1.00733

Gen. Inc.: 1.7

Issued: 21-DEC-06

Band	I	II	III	IV	V
GS Range	1-6	7-10	11-12	13-14	15-15
Interval					
01	0 - 0	42,849 - 52,996	56,369 - 69,757	79,116 - 97,969	109,973 - 124,635
02	35,872 - 40,637	52,997 - 60,606	69,758 - 79,799	97,970 - 112,109	124,636 - 135,632
03	40,638 - 46,633	60,607 - 65,679	79,800 - 86,493	112,110 - 121,535	135,633 - 142,963
04	46,634 - 48,032	65,680 - 67,649	86,494 - 89,088	121,536 - 125,181	142,964 - 145,400
05	48,033 - 49,473	67,650 - 69,678	89,089 - 91,761	125,182 - 128,936	145,400 - 145,400

Series:

0854

1550

2210

Titles:

Cities:

Counties:

Anoka Co. MN 27 0000 003

Benton Co. MN 27 0000 009

Carver Co. MN 27 0000 019

Chisago Co. MN 27 0000 025

Dakota Co. MN 27 0000 037

Goodhue Co. MN 27 0000 049

Hennepin Co. MN 27 0000 053

Isanti Co. MN 27 0000 059

McLeod Co. MN 27 0000 085

Pierce Co. WI 55 0000 093

Ramsey Co. MN 27 0000 123

Rice Co. MN 27 0000 131

Scott Co. MN 27 0000 139

Sherburne Co. MN 27 0000 141

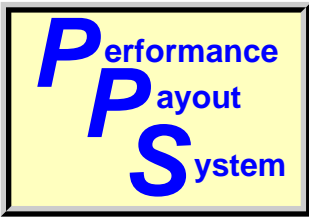
St. Croix Co. WI 55 0000 109

Stearns Co. MN 27 0000 145

Washington Co. MN 27 0000 163

Wright Co. MN 27 0000 171

Locality Area: **Minneapolis-St. Paul-St. Cloud, MN-WI**



Special Pay Tables

Report run on: January 16, 2007 2:56 PM

Page 118 of 191

PPS: MSPLEO

OPM: LEO ADMINISTRATIVE

Path: ZA

Effective:

07-JAN-07

Prev. Yr Rate .1731

Curr. Yr Rate: .1817

Loc. Diff: 1.00733

Gen. Inc.: 1.7

Issued: 21-DEC-06

Band	I	II	III	IV	V
GS Range	1-6	7-10	11-12	13-14	15-15
Interval					
01	19,652 - 32,918	42,508 - 53,555	55,509 - 69,280	79,116 - 97,969	109,973 - 124,635
02	32,919 - 42,868	53,556 - 61,840	69,281 - 79,608	97,970 - 112,109	124,636 - 135,632
03	42,869 - 49,501	61,841 - 67,363	79,609 - 86,493	112,110 - 121,535	135,633 - 142,963
04	49,502 - 50,986	67,364 - 69,384	86,494 - 89,088	121,536 - 125,181	142,964 - 145,400
05	50,987 - 52,516	69,385 - 71,466	89,089 - 91,761	125,182 - 128,936	145,400 - 145,400

Series:

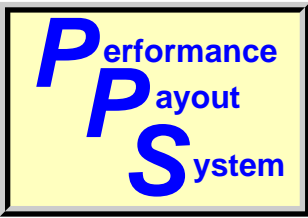
1811

Titles:

Cities:

Counties:

Locality Area: **Minneapolis-St. Paul-St. Cloud, MN-WI**



Special Pay Tables

Report run on: January 16, 2007 2:56 PM

Page 119 of 191

PPS: NY001202

OPM: 0012 ADMINISTRATIVE

Path: ZA

Effective:

07-JAN-07

Prev. Yr Rate .2297

Curr. Yr Rate: .2457

Loc. Diff: 1.01301

Gen. Inc.: 1.7

Issued: 21-DEC-06

Band	I	II	III	IV	V
GS Range	1-6	7-10	11-12	13-14	15-15
Interval					
01	23,527 - 32,066	39,539 - 52,738	58,516 - 73,032	83,401 - 103,275	115,929 - 129,027
02	32,067 - 40,578	52,739 - 62,637	73,033 - 83,920	103,276 - 118,181	129,028 - 138,851
03	40,579 - 46,253	62,638 - 69,236	83,921 - 91,178	118,182 - 128,118	138,852 - 145,400
04	46,254 - 47,641	69,237 - 71,313	91,179 - 93,913	128,119 - 131,962	145,400 - 145,400
05	47,642 - 49,070	71,314 - 73,452	93,914 - 96,730	131,963 - 135,921	145,400 - 145,400

Series:

1001

1101

1152

2001

Titles:

Cities:

Counties:

BRONX NY 36 0000 005

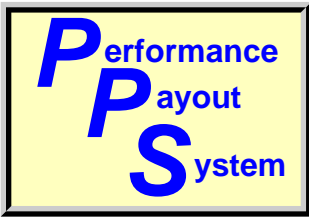
KINGS NY 36 0000 047

NEW YORK NY 36 0000 061

QUEENS NY 36 0000 081

RICHMOND NY 36 0000 085

Locality Area: **New York-Newark-Bridgeport, NY-NJ-CT-PA**



Special Pay Tables

Report run on: January 16, 2007 2:56 PM

Page 120 of 191

PPS: NY001203 OPM: 0012 CLERICAL AND SUPPORT Path: ZS Effective: 07-JAN-07

Prev. Yr Rate .2297 Curr. Yr Rate: .2457 Loc. Diff: 1.01301 Gen. Inc.: 1.7 Issued: 21-DEC-06

Band	I	II	III	IV	V
GS Range	1-2	3-4	5-6	7-8	9-10
Interval					
01	23,527 - 24,535	25,841 - 30,837	31,919 - 38,290	39,539 - 47,267	48,363 - 57,640
02	24,536 - 27,399	30,838 - 34,585	38,291 - 43,068	47,268 - 53,063	57,641 - 64,598
03	27,400 - 29,308	34,586 - 37,083	43,069 - 46,253	53,064 - 56,927	64,599 - 69,236
04	29,309 - 30,187	37,084 - 38,195	46,254 - 47,641	56,928 - 58,635	69,237 - 71,313
05	30,188 - 31,093	38,196 - 39,341	47,642 - 49,070	58,636 - 60,394	71,314 - 73,452

Series:

0029	0086	0119	0203	0303
0305	0309	0318	0322	0326
0335	0344	0350	0351	0356
0503	0525	0544	0561	0963
1001	1087	1101	1105	1106
1411	1421	1802	2005	2102

Titles: DATA TRANSCRIPTION
STENOGRAPY OR TYPING

OFFICE AUTOMATION
TYPING

STENOGRAPY

Cities:

Counties:

BRONX NY 36 0000 005

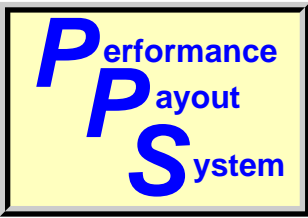
KINGS NY 36 0000 047

NEW YORK NY 36 0000 061

QUEENS NY 36 0000 081

RICHMOND NY 36 0000 085

Locality Area: New York-Newark-Bridgeport, NY-NJ-CT-PA



Special Pay Tables

Report run on: January 16, 2007 2:56 PM

Page 121 of 191

PPS: NY001204 OPM: 0012 SCIENTIFIC & TECHNICAL Path: ZT Effective: 07-JAN-07

Prev. Yr Rate .2297 Curr. Yr Rate: .2457 Loc. Diff: 1.01301 Gen. Inc.: 1.7 Issued: 21-DEC-06

Band	I	II	III	IV	V
GS Range	1-4	5-8	9-10	11-12	13-13
Interval					
01	23,527 - 27,990	31,919 - 43,034	48,363 - 57,640	58,516 - 73,032	83,401 - 94,522
02	27,991 - 33,446	43,035 - 51,370	57,641 - 64,598	73,033 - 83,920	94,523 - 102,863
03	33,447 - 37,083	51,371 - 56,927	64,599 - 69,236	83,921 - 91,178	102,864 - 108,424
04	37,084 - 38,195	56,928 - 58,635	69,237 - 71,313	91,179 - 93,913	108,425 - 111,677
05	38,196 - 39,341	58,636 - 60,394	71,314 - 73,452	93,914 - 96,730	111,678 - 115,027

Series:

0332

0392

1531

Titles:

Cities:

Counties:

BRONX NY 36 0000 005

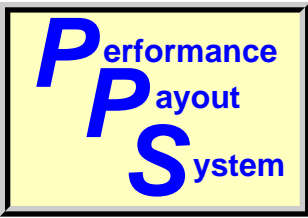
KINGS NY 36 0000 047

NEW YORK NY 36 0000 061

QUEENS NY 36 0000 081

RICHMOND NY 36 0000 085

Locality Area: **New York-Newark-Bridgeport, NY-NJ-CT-PA**



Special Pay Tables

Report run on: January 16, 2007 2:56 PM

Page 122 of 191

PPS: NY030501

OPM: 0305 PROFESSIONAL

Path: ZP

Effective:

07-JAN-07

Prev. Yr Rate .2297

Curr. Yr Rate: .2457

Loc. Diff: 1.01301

Gen. Inc.: 1.7

Issued: 21-DEC-06

Band	I	II	III	IV	V
GS Range	1-6	7-10	11-12	13-14	15-15
Interval					
01	29,893 - 32,066	39,539 - 52,738	58,516 - 73,032	83,401 - 103,275	115,929 - 129,027
02	32,067 - 40,578	52,739 - 62,637	73,033 - 83,920	103,276 - 118,181	129,028 - 138,851
03	40,579 - 46,253	62,638 - 69,236	83,921 - 91,178	118,182 - 128,118	138,852 - 145,400
04	46,254 - 47,641	69,237 - 71,313	91,179 - 93,913	128,119 - 131,962	145,400 - 145,400
05	47,642 - 49,070	71,314 - 73,452	93,914 - 96,730	131,963 - 135,921	145,400 - 145,400

Series:

0690

Titles:

Cities:

Counties:

Bergen Co. NJ 34 0000 003

Bronx Co. NY 36 0000 005

Dutchess Co. NY 36 0000 027

Essex Co. NJ 34 0000 013

Fairfield Co. CT 09 0000 001

Hudson Co. NJ 34 0000 017

Hunterdon Co. NJ 34 0000 019

Kings Co. NY 36 0000 047

Litchfield Co. CT 09 0000 005

Mercer Co. NJ 34 0000 021

Middlesex Co. NJ 34 0000 023

Monmouth Co. NJ 34 0000 025

Monroe Co. PA 42 0000 089

Morris Co. NJ 34 0000 027

Nassau Co. NY 36 0000 059

New Haven Co. CT 09 0000 009

New York Co. NY 36 0000 061

Ocean Co. NJ 34 0000 029

Orange Co. NY 36 0000 071

Passaic Co. NJ 34 0000 031

Pike Co. PA 42 0000 103

Putnam Co. NY 36 0000 079

Queens Co. NY 36 0000 081

Richmond Co. NY 36 0000 085

Rockland Co. NY 36 0000 087

Somerset Co. NJ 34 0000 035

Suffolk Co. NY 36 0000 103

Sussex Co. NJ 34 0000 037

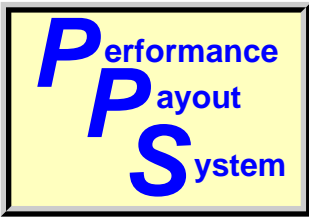
Ulster Co. NY 36 0000 111

Union Co. NJ 34 0000 039

Warren Co. NJ 34 0000 041

Westchester Co. NY 36 0000 119

Locality Area: **New York-Newark-Bridgeport, NY-NJ-CT-PA**



Special Pay Tables

Report run on: January 16, 2007 2:56 PM

Page 123 of 191

PPS: NY041401

OPM: 0414 PROFESSIONAL

Path: ZP

Effective:

07-JAN-07

Prev. Yr Rate .2297

Curr. Yr Rate: .2457

Loc. Diff: 1.01301

Gen. Inc.: 1.7

Issued: 21-DEC-06

Band	I	II	III	IV	V
GS Range	1-6	7-10	11-12	13-14	15-15
Interval					
01	0 - 0	41,262 - 53,695	58,516 - 73,032	83,401 - 103,275	115,929 - 129,027
02	33,309 - 40,578	53,696 - 63,020	73,033 - 83,920	103,276 - 118,181	129,028 - 138,851
03	40,579 - 46,253	63,021 - 69,236	83,921 - 91,178	118,182 - 128,118	138,852 - 145,400
04	46,254 - 47,641	69,237 - 71,313	91,179 - 93,913	128,119 - 131,962	145,400 - 145,400
05	47,642 - 49,070	71,314 - 73,452	93,914 - 96,730	131,963 - 135,921	145,400 - 145,400

Series:

0801
0861

0808
0871

0810
0896

0819

0830

Titles:

Cities:

Counties:

Bergen Co. NJ 34 0000 003

Essex Co. NJ 34 0000 013

Hunterdon Co. NJ 34 0000 019

Mercer Co. NJ 34 0000 021

Monroe Co. PA 42 0000 089

New Haven Co. CT 09 0000 009

Orange Co. NY 36 0000 071

Putnam Co. NY 36 0000 079

Rockland Co. NY 36 0000 087

Sussex Co. NJ 34 0000 037

Warren Co. NJ 34 0000 041

Bronx Co. NY 36 0000 005

Fairfield Co. CT 09 0000 001

Kings Co. NY 36 0000 047

Middlesex Co. NJ 34 0000 023

Morris Co. NJ 34 0000 027

New York Co. NY 36 0000 061

Passaic Co. NJ 34 0000 031

Queens Co. NY 36 0000 081

Somerset Co. NJ 34 0000 035

Ulster Co. NY 36 0000 111

Westchester Co. NY 36 0000 119

Dutchess Co. NY 36 0000 027

Hudson Co. NJ 34 0000 017

Litchfield Co. CT 09 0000 005

Monmouth Co. NJ 34 0000 025

Nassau Co. NY 36 0000 059

Ocean Co. NJ 34 0000 029

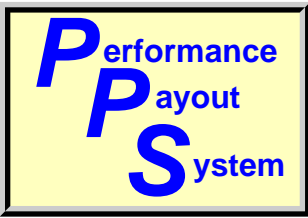
Pike Co. PA 42 0000 103

Richmond Co. NY 36 0000 085

Suffolk Co. NY 36 0000 103

Union Co. NJ 34 0000 039

Locality Area: **New York-Newark-Bridgeport, NY-NJ-CT-PA**



Special Pay Tables

Report run on: January 16, 2007 2:56 PM

Page 124 of 191

PPS: NY042201

OPM: 0422 PROFESSIONAL

Path: ZP

Effective:

07-JAN-07

Prev. Yr Rate .2297

Curr. Yr Rate: .2457

Loc. Diff: 1.01301

Gen. Inc.: 1.7

Issued: 21-DEC-06

Band	I	II	III	IV	V
GS Range	1-6	7-10	11-12	13-14	15-15
Interval					
01	0 - 0	41,262 - 53,695	58,516 - 73,032	83,401 - 103,275	115,929 - 129,027
02	33,309 - 40,578	53,696 - 63,020	73,033 - 83,920	103,276 - 118,181	129,028 - 138,851
03	40,579 - 46,253	63,021 - 69,236	83,921 - 91,178	118,182 - 128,118	138,852 - 145,400
04	46,254 - 47,641	69,237 - 71,313	91,179 - 93,913	128,119 - 131,962	145,400 - 145,400
05	47,642 - 49,070	71,314 - 73,452	93,914 - 96,730	131,963 - 135,921	145,400 - 145,400

Series:

0850

0855

Titles:

Cities:

Counties:

Bergen Co. NJ 34 0000 003

Bronx Co. NY 36 0000 005

Dutchess Co. NY 36 0000 027

Essex Co. NJ 34 0000 013

Fairfield Co. CT 09 0000 001

Hudson Co. NJ 34 0000 017

Hunterdon Co. NJ 34 0000 019

Kings Co. NY 36 0000 047

Litchfield Co. CT 09 0000 005

Mercer Co. NJ 34 0000 021

Middlesex Co. NJ 34 0000 023

Monmouth Co. NJ 34 0000 025

Monroe Co. PA 42 0000 089

Morris Co. NJ 34 0000 027

Nassau Co. NY 36 0000 059

New Haven Co. CT 09 0000 009

New York Co. NY 36 0000 061

Ocean Co. NJ 34 0000 029

Orange Co. NY 36 0000 071

Passaic Co. NJ 34 0000 031

Pike Co. PA 42 0000 103

Putnam Co. NY 36 0000 079

Queens Co. NY 36 0000 081

Richmond Co. NY 36 0000 085

Rockland Co. NY 36 0000 087

Somerset Co. NJ 34 0000 035

Suffolk Co. NY 36 0000 103

Sussex Co. NJ 34 0000 037

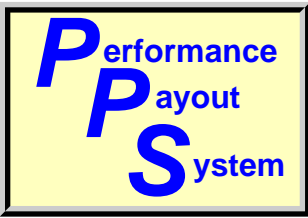
Ulster Co. NY 36 0000 111

Union Co. NJ 34 0000 039

Warren Co. NJ 34 0000 041

Westchester Co. NY 36 0000 119

Locality Area: **New York-Newark-Bridgeport, NY-NJ-CT-PA**



Special Pay Tables

Report run on: January 16, 2007 2:56 PM

Page 125 of 191

PPS: NY999E01

OPM: 999E PROFESSIONAL

Path: ZP

Effective:

07-JAN-07

Prev. Yr Rate .2297

Curr. Yr Rate: .2457

Loc. Diff: 1.01301

Gen. Inc.: 1.7

Issued: 21-DEC-06

Band	I	II	III	IV	V
GS Range	1-6	7-10	11-12	13-14	15-15
Interval					
01	0 - 0	44,436 - 55,458	58,718 - 73,145	83,401 - 103,275	115,929 - 129,027
02	37,153 - 42,169	55,459 - 63,725	73,146 - 83,965	103,276 - 118,181	129,028 - 138,851
03	42,170 - 48,298	63,726 - 69,236	83,966 - 91,178	118,182 - 128,118	138,852 - 145,400
04	48,299 - 49,747	69,237 - 71,313	91,179 - 93,913	128,119 - 131,962	145,400 - 145,400
05	49,748 - 51,239	71,314 - 73,452	93,914 - 96,730	131,963 - 135,921	145,400 - 145,400

Series:

0854

1550

2210

Titles:

Cities:

Counties:

Bergen Co. NJ 34 0000 003

Bronx Co. NY 36 0000 005

Dutchess Co. NY 36 0000 027

Essex Co. NJ 34 0000 013

Fairfield Co. CT 09 0000 001

Hudson Co. NJ 34 0000 017

Hunterdon Co. NJ 34 0000 019

Kings Co. NY 36 0000 047

Litchfield Co. CT 09 0000 005

Mercer Co. NJ 34 0000 021

Middlesex Co. NJ 34 0000 023

Monmouth Co. NJ 34 0000 025

Monroe Co. PA 42 0000 089

Morris Co. NJ 34 0000 027

Nassau Co. NY 36 0000 059

New Haven Co. CT 09 0000 009

New York Co. NY 36 0000 061

Ocean Co. NJ 34 0000 029

Orange Co. NY 36 0000 071

Passaic Co. NJ 34 0000 031

Pike Co. PA 42 0000 103

Putnam Co. NY 36 0000 079

Queens Co. NY 36 0000 081

Richmond Co. NY 36 0000 085

Rockland Co. NY 36 0000 087

Somerset Co. NJ 34 0000 035

Suffolk Co. NY 36 0000 103

Sussex Co. NJ 34 0000 037

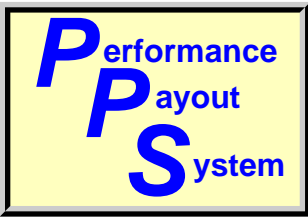
Ulster Co. NY 36 0000 111

Union Co. NJ 34 0000 039

Warren Co. NJ 34 0000 041

Westchester Co. NY 36 0000 119

Locality Area: **New York-Newark-Bridgeport, NY-NJ-CT-PA**



Special Pay Tables

Report run on: January 16, 2007 2:56 PM

Page 126 of 191

PPS: NYLEO

OPM: LEO ADMINISTRATIVE

Path: ZA

Effective:

07-JAN-07

Prev. Yr Rate .2297

Curr. Yr Rate: .2457

Loc. Diff: 1.01301

Gen. Inc.: 1.7

Issued: 21-DEC-06

Band	I	II	III	IV	V
GS Range	1-6	7-10	11-12	13-14	15-15
Interval					
01	20,716 - 34,701	44,810 - 56,455	58,516 - 73,032	83,401 - 103,275	115,929 - 129,027
02	34,702 - 45,190	56,456 - 65,189	73,033 - 83,920	103,276 - 118,181	129,028 - 138,851
03	45,191 - 52,182	65,190 - 71,011	83,921 - 91,178	118,182 - 128,118	138,852 - 145,400
04	52,183 - 53,747	71,012 - 73,141	91,179 - 93,913	128,119 - 131,962	145,400 - 145,400
05	53,748 - 55,359	73,142 - 75,335	93,914 - 96,730	131,963 - 135,921	145,400 - 145,400

Series:

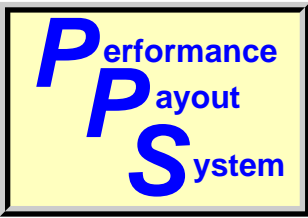
1811

Titles:

Cities:

Counties:

Locality Area: New York-Newark-Bridgeport, NY-NJ-CT-PA



Special Pay Tables

Report run on: January 16, 2007 2:56 PM

Page 127 of 191

PPS: OCO015902

OPM: 0159 ADMINISTRATIVE

Path: ZA

Effective:

07-JAN-07

Prev. Yr Rate 0

Curr. Yr Rate: 0

Loc. Diff: 0

Gen. Inc.: 1.7

Issued: 21-DEC-06

Band	I	II	III	IV	V
GS Range	1-6	7-10	11-12	13-14	15-15
Interval					
01	20,798 - 28,057	31,740 - 42,336	46,974 - 58,627	66,951 - 82,905	93,063 - 105,471
02	28,058 - 33,501	42,337 - 50,282	58,628 - 67,367	82,906 - 94,871	105,472 - 114,777
03	33,502 - 37,130	50,283 - 55,580	67,368 - 73,194	94,872 - 102,848	114,778 - 120,981
04	37,131 - 38,244	55,581 - 57,247	73,195 - 75,390	102,849 - 105,933	120,982 - 124,610
05	38,245 - 39,391	57,248 - 58,964	75,391 - 77,652	105,934 - 109,111	124,611 - 128,348

Series:

1001

1101

2001

2101

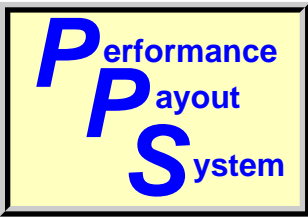
Titles:

Cities:

JUNEAU AK 02 1130 110

Counties:

Locality Area: **OUT OF US**



Special Pay Tables

Report run on: January 16, 2007 2:56 PM

Page 128 of 191

PPS: OCO015903 OPM: 0159 CLERICAL AND SUPPORT Path: ZS Effective: 07-JAN-07

Prev. Yr Rate 0 Curr. Yr Rate: 0 Loc. Diff: 0 Gen. Inc.: 1.7 Issued: 21-DEC-06

Band	I	II	III	IV	V
GS Range	1-2	3-4	5-6	7-8	9-10
Interval					
01	20,798 - 24,155	23,801 - 27,471	27,331 - 31,686	31,740 - 37,944	38,824 - 46,271
02	24,156 - 26,673	27,472 - 30,223	31,687 - 34,952	37,945 - 42,597	46,272 - 51,856
03	26,674 - 28,351	30,224 - 32,058	34,953 - 37,130	42,598 - 45,699	51,857 - 55,580
04	28,352 - 29,202	32,059 - 33,020	37,131 - 38,244	45,700 - 47,070	55,581 - 57,247
05	29,203 - 30,078	33,021 - 34,011	38,245 - 39,391	47,071 - 48,482	57,248 - 58,964

Series:

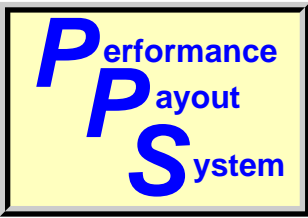
0203	0303	0305	0309	0318
0322	0326	0335	0350	0351
0356	0361	0503	0525	0544
0561	0963	1001	1087	1101
1106	1411	1421	1802	2005

Titles:

Cities:
JUNEAU AK 02 1130 110

Counties:

Locality Area: **OUT OF US**



Special Pay Tables

Report run on: January 16, 2007 2:56 PM

Page 129 of 191

PPS: OCO015904

OPM: 0159 SCIENTIFIC & TECHNICAL

Path: ZT

Effective:

07-JAN-07

Prev. Yr Rate 0

Curr. Yr Rate: 0

Loc. Diff: 0

Gen. Inc.: 1.7

Issued: 21-DEC-06

Band	I	II	III	IV	V
GS Range	1-4	5-8	9-10	11-12	13-13
Interval					
01	20,798 - 25,802	27,331 - 35,495	38,824 - 46,271	46,974 - 58,627	66,951 - 75,879
02	25,803 - 29,556	35,496 - 41,617	46,272 - 51,856	58,628 - 67,367	75,880 - 82,575
03	29,557 - 32,058	41,618 - 45,699	51,857 - 55,580	67,368 - 73,194	82,576 - 87,039
04	32,059 - 33,020	45,700 - 47,070	55,581 - 57,247	73,195 - 75,390	87,040 - 89,650
05	33,021 - 34,011	47,071 - 48,482	57,248 - 58,964	75,391 - 77,652	89,651 - 92,340

Series:

0332

1531

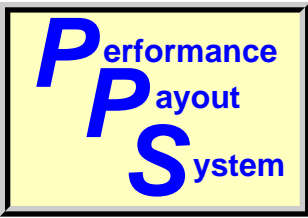
Titles:

Cities:

JUNEAU AK 02 1130 110

Counties:

Locality Area: **OUT OF US**



Special Pay Tables

Report run on: January 16, 2007 2:56 PM

Page 130 of 191

PPS: OCO030501

OPM: 0305 PROFESSIONAL

Path: ZP

Effective:

07-JAN-07

Prev. Yr Rate 0

Curr. Yr Rate: 0

Loc. Diff: 0

Gen. Inc.: 1.7

Issued: 21-DEC-06

Band	I	II	III	IV	V
GS Range	1-6	7-10	11-12	13-14	15-15
Interval					
01	0 - 0	35,972 - 46,587	50,106 - 61,202	66,951 - 82,905	93,063 - 105,471
02	29,893 - 32,924	46,588 - 54,548	61,203 - 69,523	82,906 - 94,871	105,472 - 114,777
03	32,925 - 37,579	54,549 - 59,855	69,524 - 75,071	94,872 - 102,848	114,778 - 120,981
04	37,580 - 38,706	59,856 - 61,651	75,072 - 77,323	102,849 - 105,933	120,982 - 124,610
05	38,707 - 39,867	61,652 - 63,501	77,324 - 79,643	105,934 - 109,111	124,611 - 128,348

Series:

0690

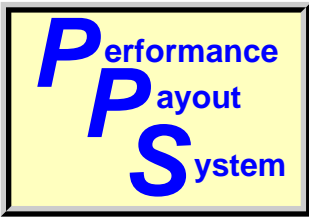
Titles:

Cities:

OUT OF US

Counties:

Locality Area: **OUT OF US**



Special Pay Tables

Report run on: January 16, 2007 2:56 PM

Page 131 of 191

PPS: OCO041401

OPM: 0414 PROFESSIONAL

Path: ZP

Effective:

07-JAN-07

Prev. Yr Rate 0

Curr. Yr Rate: 0

Loc. Diff: 0

Gen. Inc.: 1.7

Issued: 21-DEC-06

Band	I	II	III	IV	V
GS Range	1-6	7-10	11-12	13-14	15-15
Interval					
01	0 - 0	41,262 - 50,530	53,238 - 62,942	66,951 - 82,905	93,063 - 105,471
02	33,309 - 35,581	50,531 - 57,482	62,943 - 70,219	82,906 - 94,871	105,472 - 114,777
03	35,582 - 40,995	57,483 - 62,116	70,220 - 75,071	94,872 - 102,848	114,778 - 120,981
04	40,996 - 42,225	62,117 - 63,979	75,072 - 77,323	102,849 - 105,933	120,982 - 124,610
05	42,226 - 43,492	63,980 - 65,898	77,324 - 79,643	105,934 - 109,111	124,611 - 128,348

Series:

0801

0808

0810

0819

0830

0861

0871

0896

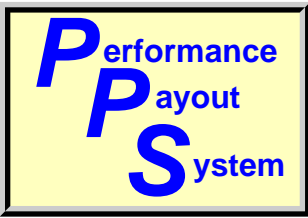
Titles:

Cities:

OUT OF US

Counties:

Locality Area: **OUT OF US**



Special Pay Tables

Report run on: January 16, 2007 2:56 PM

Page 132 of 191

PPS: OCO042201

OPM: 0422 PROFESSIONAL

Path: ZP

Effective:

07-JAN-07

Prev. Yr Rate 0

Curr. Yr Rate: 0

Loc. Diff: 0

Gen. Inc.: 1.7

Issued: 21-DEC-06

Band	I	II	III	IV	V
GS Range	1-6	7-10	11-12	13-14	15-15
Interval					
01	0 - 0	41,262 - 50,530	54,804 - 65,480	66,951 - 82,905	93,063 - 105,471
02	33,309 - 35,581	50,531 - 57,482	65,481 - 73,487	82,906 - 94,871	105,472 - 114,777
03	35,582 - 40,995	57,483 - 62,116	73,488 - 78,825	94,872 - 102,848	114,778 - 120,981
04	40,996 - 42,225	62,117 - 63,979	78,826 - 81,190	102,849 - 105,933	120,982 - 124,610
05	42,226 - 43,492	63,980 - 65,898	81,191 - 83,626	105,934 - 109,111	124,611 - 128,348

Series:

0850

0855

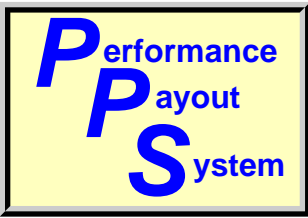
Titles:

Cities:

OUT OF US

Counties:

Locality Area: **OUT OF US**



Special Pay Tables

Report run on: January 16, 2007 2:56 PM

Page 133 of 191

PPS: OCO999A01

OPM: 999A PROFESSIONAL

Path: ZP

Effective:

07-JAN-07

Prev. Yr Rate 0

Curr. Yr Rate: 0

Loc. Diff: 0

Gen. Inc.: 1.7

Issued: 21-DEC-06

Band	I	II	III	IV	V
GS Range	1-6	7-10	11-12	13-14	15-15
Interval					
01	0 - 0	41,262 - 52,084	54,960 - 66,317	66,951 - 82,905	93,063 - 105,471
02	33,310 - 37,375	52,085 - 60,200	66,318 - 74,835	82,906 - 94,871	105,472 - 114,777
03	37,376 - 43,302	60,201 - 65,611	74,836 - 80,513	94,872 - 102,848	114,778 - 120,981
04	43,303 - 44,601	65,612 - 67,579	80,514 - 82,928	102,849 - 105,933	120,982 - 124,610
05	44,602 - 45,939	67,580 - 69,606	82,929 - 85,416	105,934 - 109,111	124,611 - 128,348

Series:

0854

1550

2210

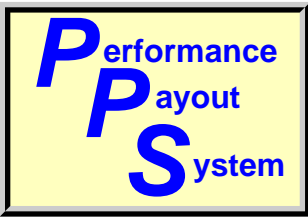
Titles:

Cities:

OUT OF US

Counties:

Locality Area: **OUT OF US**



Special Pay Tables

Report run on: January 16, 2007 2:56 PM

Page 134 of 191

PPS: OCOLEO

OPM: LEO ADMINISTRATIVE

Path: ZA

Effective:

07-JAN-07

Prev. Yr Rate 0

Curr. Yr Rate: 0

Loc. Diff: 0

Gen. Inc.: 1.7

Issued: 21-DEC-06

Band	I	II	III	IV	V
GS Range	1-6	7-10	11-12	13-14	15-15
Interval					
01	24,481 - 27,857	35,972 - 45,320	46,974 - 58,627	66,951 - 82,905	93,063 - 105,471
02	27,858 - 36,277	45,321 - 52,331	58,628 - 67,367	82,906 - 94,871	105,472 - 114,777
03	36,278 - 41,890	52,332 - 57,005	67,368 - 73,194	94,872 - 102,848	114,778 - 120,981
04	41,891 - 43,147	57,006 - 58,715	73,195 - 75,390	102,849 - 105,933	120,982 - 124,610
05	43,148 - 44,441	58,716 - 60,476	75,391 - 77,652	105,934 - 109,111	124,611 - 128,348

Series:

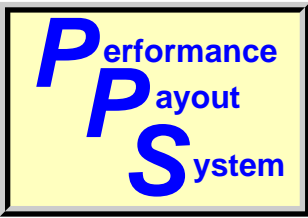
1811

Titles:

Cities:

Counties:

Locality Area: **OUT OF US**



Special Pay Tables

Report run on: January 16, 2007 2:56 PM

Page 135 of 191

PPS: PHL030501

OPM: 0305 PROFESSIONAL

Path: ZP

Effective:

07-JAN-07

Prev. Yr Rate .1804

Curr. Yr Rate: .1885

Loc. Diff: 1.00686

Gen. Inc.: 1.7

Issued: 21-DEC-06

Band	I	II	III	IV	V
GS Range	1-6	7-10	11-12	13-14	15-15
Interval					
01	29,893 - 30,593	37,723 - 50,316	55,829 - 69,679	79,571 - 98,533	110,605 - 125,352
02	30,594 - 38,715	50,317 - 59,761	69,680 - 80,066	98,534 - 112,754	125,353 - 136,412
03	38,716 - 44,129	59,762 - 66,057	80,067 - 86,991	112,755 - 122,235	136,413 - 143,786
04	44,130 - 45,453	66,058 - 68,039	86,992 - 89,601	122,236 - 125,902	143,787 - 145,400
05	45,454 - 46,817	68,040 - 70,080	89,602 - 92,289	125,903 - 129,679	145,400 - 145,400

Series:

0690

Titles:

Cities:

Counties:

Atlantic Co. NJ 34 0000 001

Berks Co. PA 42 0000 011

Bucks Co. PA 42 0000 017

Burlington Co. NJ 34 0000 005

Camden Co. NJ 34 0000 007

Cape May Co. NJ 34 0000 009

Cecil Co. MD 24 0000 015

Chester Co. PA 42 0000 029

Cumberland Co. NJ 34 0000 011

Delaware Co. PA 42 0000 045

Gloucester Co. NJ 34 0000 015

Kent Co. DE 10 0000 001

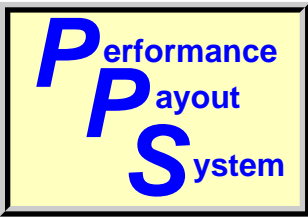
Montgomery Co. PA 42 0000 091

New Castle Co. DE 10 0000 003

Philadelphia Co. PA 42 0000 101

Salem Co. NJ 34 0000 033

Locality Area: **Philadelphia-Camden-Vineland, PA-NJ-DE-MD**



Special Pay Tables

Report run on: January 16, 2007 2:56 PM

Page 136 of 191

PPS: PHL041401

OPM: 0414 PROFESSIONAL

Path: ZP

Effective:

07-JAN-07

Prev. Yr Rate .1804

Curr. Yr Rate: .1885

Loc. Diff: 1.00686

Gen. Inc.: 1.7

Issued: 21-DEC-06

Band	I	II	III	IV	V
GS Range	1-6	7-10	11-12	13-14	15-15
Interval					
01	0 - 0	41,262 - 52,282	55,829 - 69,679	79,571 - 98,533	110,605 - 125,352
02	33,309 - 38,715	52,283 - 60,547	69,680 - 80,066	98,534 - 112,754	125,353 - 136,412
03	38,716 - 44,129	60,548 - 66,057	80,067 - 86,991	112,755 - 122,235	136,413 - 143,786
04	44,130 - 45,453	66,058 - 68,039	86,992 - 89,601	122,236 - 125,902	143,787 - 145,400
05	45,454 - 46,817	68,040 - 70,080	89,602 - 92,289	125,903 - 129,679	145,400 - 145,400

Series:

0801
0861

0808
0871

0810
0896

0819

0830

Titles:

Cities:

Counties:

Atlantic Co. NJ 34 0000 001

Berks Co. PA 42 0000 011

Bucks Co. PA 42 0000 017

Burlington Co. NJ 34 0000 005

Camden Co. NJ 34 0000 007

Cape May Co. NJ 34 0000 009

Cecil Co. MD 24 0000 015

Chester Co. PA 42 0000 029

Cumberland Co. NJ 34 0000 011

Delaware Co. PA 42 0000 045

Gloucester Co. NJ 34 0000 015

Kent Co. DE 10 0000 001

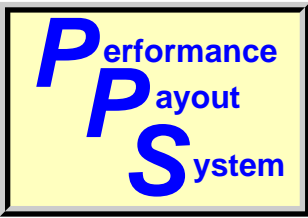
Montgomery Co. PA 42 0000 091

New Castle Co. DE 10 0000 003

Philadelphia Co. PA 42 0000 101

Salem Co. NJ 34 0000 033

Locality Area: **Philadelphia-Camden-Vineland, PA-NJ-DE-MD**



Special Pay Tables

Report run on: January 16, 2007 2:56 PM

Page 137 of 191

PPS: PHL042201

OPM: 0422 PROFESSIONAL

Path: ZP

Effective:

07-JAN-07

Prev. Yr Rate .1804

Curr. Yr Rate: .1885

Loc. Diff: 1.00686

Gen. Inc.: 1.7

Issued: 21-DEC-06

Band	I	II	III	IV	V
GS Range	1-6	7-10	11-12	13-14	15-15
Interval					
01	0 - 0	41,262 - 52,282	55,829 - 69,679	79,571 - 98,533	110,605 - 125,352
02	33,309 - 38,715	52,283 - 60,547	69,680 - 80,066	98,534 - 112,754	125,353 - 136,412
03	38,716 - 44,129	60,548 - 66,057	80,067 - 86,991	112,755 - 122,235	136,413 - 143,786
04	44,130 - 45,453	66,058 - 68,039	86,992 - 89,601	122,236 - 125,902	143,787 - 145,400
05	45,454 - 46,817	68,040 - 70,080	89,602 - 92,289	125,903 - 129,679	145,400 - 145,400

Series:

0850

0855

Titles:

Cities:

Counties:

Atlantic Co. NJ 34 0000 001

Berks Co. PA 42 0000 011

Bucks Co. PA 42 0000 017

Burlington Co. NJ 34 0000 005

Camden Co. NJ 34 0000 007

Cape May Co. NJ 34 0000 009

Cecil Co. MD 24 0000 015

Chester Co. PA 42 0000 029

Cumberland Co. NJ 34 0000 011

Delaware Co. PA 42 0000 045

Gloucester Co. NJ 34 0000 015

Kent Co. DE 10 0000 001

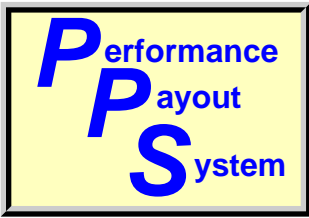
Montgomery Co. PA 42 0000 091

New Castle Co. DE 10 0000 003

Philadelphia Co. PA 42 0000 101

Salem Co. NJ 34 0000 033

Locality Area: **Philadelphia-Camden-Vineland, PA-NJ-DE-MD**



Special Pay Tables

Report run on: January 16, 2007 2:56 PM

Page 138 of 191

PPS: PHL983C03 OPM: 983C CLERICAL AND SUPPORT Path: ZS Effective: 07-JAN-07

Prev. Yr Rate .1804 Curr. Yr Rate: .1885 Loc. Diff: 1.00686 Gen. Inc.: 1.7 Issued: 21-DEC-06

Band	I	II	III	IV	V
GS Range	1-2	3-4	5-6	7-8	9-10
Interval					
01	19,765 - 23,408	31,376 - 35,557	35,104 - 42,110	43,484 - 50,968	49,306 - 57,529
02	23,409 - 26,140	35,558 - 38,693	42,111 - 47,365	50,969 - 56,581	57,530 - 63,696
03	26,141 - 27,962	38,694 - 40,784	47,366 - 50,868	56,582 - 60,323	63,697 - 67,808
04	27,963 - 28,801	40,785 - 42,008	50,869 - 52,394	60,324 - 62,133	67,809 - 69,842
05	28,802 - 29,665	42,009 - 43,268	52,395 - 53,966	62,134 - 63,997	69,843 - 71,937

Series:

0083

Titles:

Cities:

Counties:

Atlantic Co. NJ 34 0000 001

Berks Co. PA 42 0000 011

Bucks Co. PA 42 0000 017

Burlington Co. NJ 34 0000 005

Camden Co. NJ 34 0000 007

Cape May Co. NJ 34 0000 009

Cecil Co. MD 24 0000 015

Chester Co. PA 42 0000 029

Cumberland Co. NJ 34 0000 011

Delaware Co. PA 42 0000 045

Gloucester Co. NJ 34 0000 015

Kent Co. DE 10 0000 001

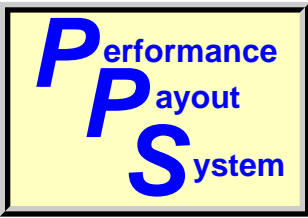
Montgomery Co. PA 42 0000 091

New Castle Co. DE 10 0000 003

Philadelphia Co. PA 42 0000 101

Salem Co. NJ 34 0000 033

Locality Area: Philadelphia-Camden-Vineland, PA-NJ-DE-MD



Special Pay Tables

Report run on: January 16, 2007 2:56 PM

Page 139 of 191

PPS: PHL999C01

OPM: 999C PROFESSIONAL

Path: ZP

Effective:

07-JAN-07

Prev. Yr Rate .1804

Curr. Yr Rate: .1885

Loc. Diff: 1.00686

Gen. Inc.: 1.7

Issued: 21-DEC-06

Band	I	II	III	IV	V
GS Range	1-6	7-10	11-12	13-14	15-15
Interval					
01	0 - 0	42,849 - 53,164	56,369 - 69,979	79,571 - 98,533	110,605 - 125,352
02	35,872 - 40,662	53,165 - 60,900	69,980 - 80,186	98,534 - 112,754	125,353 - 136,412
03	40,663 - 46,633	60,901 - 66,057	80,187 - 86,991	112,755 - 122,235	136,413 - 143,786
04	46,634 - 48,032	66,058 - 68,039	86,992 - 89,601	122,236 - 125,902	143,787 - 145,400
05	48,033 - 49,473	68,040 - 70,080	89,602 - 92,289	125,903 - 129,679	145,400 - 145,400

Series:

0854

1550

2210

Titles:

Cities:

Counties:

Atlantic Co. NJ 34 0000 001

Berks Co. PA 42 0000 011

Bucks Co. PA 42 0000 017

Burlington Co. NJ 34 0000 005

Camden Co. NJ 34 0000 007

Cape May Co. NJ 34 0000 009

Cecil Co. MD 24 0000 015

Chester Co. PA 42 0000 029

Cumberland Co. NJ 34 0000 011

Delaware Co. PA 42 0000 045

Gloucester Co. NJ 34 0000 015

Kent Co. DE 10 0000 001

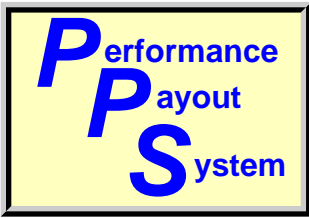
Montgomery Co. PA 42 0000 091

New Castle Co. DE 10 0000 003

Philadelphia Co. PA 42 0000 101

Salem Co. NJ 34 0000 033

Locality Area: Philadelphia-Camden-Vineland, PA-NJ-DE-MD



Special Pay Tables

Report run on: January 16, 2007 2:56 PM

Page 140 of 191

PPS: PHLLEO

OPM: LEO ADMINISTRATIVE

Path: ZA

Effective:

07-JAN-07

Prev. Yr Rate .1804

Curr. Yr Rate: .1885

Loc. Diff: 1.00686

Gen. Inc.: 1.7

Issued: 21-DEC-06

Band	I	II	III	IV	V
GS Range	1-6	7-10	11-12	13-14	15-15
Interval					
01	19,765 - 33,108	42,753 - 53,863	55,829 - 69,679	79,571 - 98,533	110,605 - 125,352
02	33,109 - 43,115	53,864 - 62,195	69,680 - 80,066	98,534 - 112,754	125,353 - 136,412
03	43,116 - 49,786	62,196 - 67,750	80,067 - 86,991	112,755 - 122,235	136,413 - 143,786
04	49,787 - 51,280	67,751 - 69,783	86,992 - 89,601	122,236 - 125,902	143,787 - 145,400
05	51,281 - 52,818	69,784 - 71,876	89,602 - 92,289	125,903 - 129,679	145,400 - 145,400

Series:

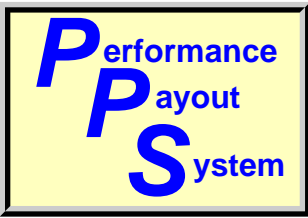
1811

Titles:

Cities:

Counties:

Locality Area: Philadelphia-Camden-Vineland, PA-NJ-DE-MD



Special Pay Tables

Report run on: January 16, 2007 2:56 PM

Page 141 of 191

PPS: PIT030501 OPM: 0305 PROFESSIONAL Path: ZP Effective: 07-JAN-07

Prev. Yr Rate .1381 Curr. Yr Rate: .1416 Loc. Diff: 1.00308 Gen. Inc.: 1.7 Issued: 21-DEC-06

Band	I	II	III	IV	V
GS Range	1-6	7-10	11-12	13-14	15-15
Interval					
01	0 - 0	36,234 - 48,330	53,626 - 66,929	76,431 - 94,644	106,241 - 120,406
02	29,893 - 37,187	48,331 - 57,402	66,930 - 76,906	94,645 - 108,304	120,407 - 131,030
03	37,188 - 42,388	57,403 - 63,450	76,907 - 83,558	108,305 - 117,411	131,031 - 138,112
04	42,389 - 43,660	63,451 - 65,354	83,559 - 86,065	117,412 - 120,933	138,113 - 142,255
05	43,661 - 44,970	65,355 - 67,315	86,066 - 88,647	120,934 - 124,561	142,256 - 145,400

Series:

0690

Titles:

Cities:

Counties:

Allegheny Co. PA 42 0000 003

Armstrong Co. PA 42 0000 005

Beaver Co. PA 42 0000 007

Butler Co. PA 42 0000 019

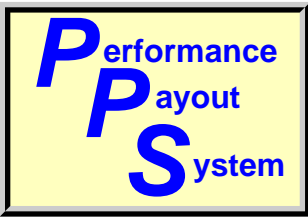
Fayette Co. PA 42 0000 051

Lawrence Co. PA 42 0000 073

Washington Co. PA 42 0000 125

Westmoreland Co. PA 42 0000 129

Locality Area: **Pittsburgh-New Castle, PA**



Special Pay Tables

Report run on: January 16, 2007 2:56 PM

Page 142 of 191

PPS: PIT041401 OPM: 0414 PROFESSIONAL Path: ZP Effective: 07-JAN-07

Prev. Yr Rate .1381 Curr. Yr Rate: .1416 Loc. Diff: 1.00308 Gen. Inc.: 1.7 Issued: 21-DEC-06

Band	I	II	III	IV	V
GS Range	1-6	7-10	11-12	13-14	15-15
Interval					
01	0 - 0	41,262 - 51,123	53,626 - 66,929	76,431 - 94,644	106,241 - 120,406
02	33,309 - 37,187	51,124 - 58,519	66,930 - 76,906	94,645 - 108,304	120,407 - 131,030
03	37,188 - 42,388	58,520 - 63,450	76,907 - 83,558	108,305 - 117,411	131,031 - 138,112
04	42,389 - 43,660	63,451 - 65,354	83,559 - 86,065	117,412 - 120,933	138,113 - 142,255
05	43,661 - 44,970	65,355 - 67,315	86,066 - 88,647	120,934 - 124,561	142,256 - 145,400

Series:

0801 0808 0810 0819 0830
 0861 0871 0896

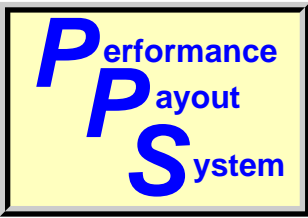
Titles:

Cities:

Counties:

Allegheny Co. PA 42 0000 003 Armstrong Co. PA 42 0000 005 Beaver Co. PA 42 0000 007
 Butler Co. PA 42 0000 019 Fayette Co. PA 42 0000 051 Lawrence Co. PA 42 0000 073
 Washington Co. PA 42 0000 125 Westmoreland Co. PA 42 0000 129

Locality Area: **Pittsburgh-New Castle, PA**



Special Pay Tables

Report run on: January 16, 2007 2:56 PM

Page 143 of 191

PPS: PIT042201 OPM: 0422 PROFESSIONAL Path: ZP Effective: 07-JAN-07

Prev. Yr Rate .1381 Curr. Yr Rate: .1416 Loc. Diff: 1.00308 Gen. Inc.: 1.7 Issued: 21-DEC-06

Band	I	II	III	IV	V
GS Range	1-6	7-10	11-12	13-14	15-15
Interval					
01	0 - 0	41,262 - 51,123	54,804 - 67,584	76,431 - 94,644	106,241 - 120,406
02	33,309 - 37,187	51,124 - 58,519	67,585 - 77,168	94,645 - 108,304	120,407 - 131,030
03	37,188 - 42,388	58,520 - 63,450	77,169 - 83,558	108,305 - 117,411	131,031 - 138,112
04	42,389 - 43,660	63,451 - 65,354	83,559 - 86,065	117,412 - 120,933	138,113 - 142,255
05	43,661 - 44,970	65,355 - 67,315	86,066 - 88,647	120,934 - 124,561	142,256 - 145,400

Series:

0850

0855

Titles:

Cities:

Counties:

Allegheny Co. PA 42 0000 003

Armstrong Co. PA 42 0000 005

Beaver Co. PA 42 0000 007

Butler Co. PA 42 0000 019

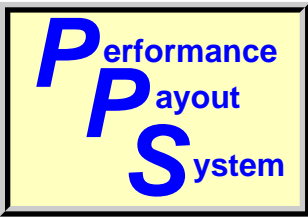
Fayette Co. PA 42 0000 051

Lawrence Co. PA 42 0000 073

Washington Co. PA 42 0000 125

Westmoreland Co. PA 42 0000 129

Locality Area: **Pittsburgh-New Castle, PA**



Special Pay Tables

Report run on: January 16, 2007 2:56 PM

Page 144 of 191

PPS: PIT999B01 OPM: 999B PROFESSIONAL Path: ZP Effective: 07-JAN-07

Prev. Yr Rate .1381 Curr. Yr Rate: .1416 Loc. Diff: 1.00308 Gen. Inc.: 1.7 Issued: 21-DEC-06

Band	I	II	III	IV	V
GS Range	1-6	7-10	11-12	13-14	15-15
Interval					
01	0 - 0	42,214 - 52,613	55,429 - 67,931	76,431 - 94,644	106,241 - 120,406
02	35,360 - 39,970	52,614 - 60,412	67,932 - 77,307	94,645 - 108,304	120,407 - 131,030
03	39,971 - 45,966	60,413 - 65,611	77,308 - 83,558	108,305 - 117,411	131,031 - 138,112
04	45,967 - 47,345	65,612 - 67,579	83,559 - 86,065	117,412 - 120,933	138,113 - 142,255
05	47,346 - 48,765	67,580 - 69,606	86,066 - 88,647	120,934 - 124,561	142,256 - 145,400

Series:

0854 1550 2210

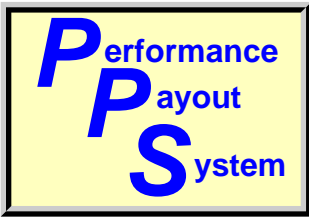
Titles:

Cities:

Counties:

Allegheny Co. PA 42 0000 003 Armstrong Co. PA 42 0000 005 Beaver Co. PA 42 0000 007
 Butler Co. PA 42 0000 019 Fayette Co. PA 42 0000 051 Lawrence Co. PA 42 0000 073
 Washington Co. PA 42 0000 125 Westmoreland Co. PA 42 0000 129

Locality Area: **Pittsburgh-New Castle, PA**



Special Pay Tables

Report run on: January 16, 2007 2:56 PM

Page 145 of 191

PPS: PITLEO

OPM: LEO ADMINISTRATIVE

Path: ZA

Effective:

07-JAN-07

Prev. Yr Rate .1381

Curr. Yr Rate: .1416

Loc. Diff: 1.00308

Gen. Inc.: 1.7

Issued: 21-DEC-06

Band	I	II	III	IV	V
GS Range	1-6	7-10	11-12	13-14	15-15
Interval					
01	18,985 - 31,801	41,066 - 51,738	53,626 - 66,929	76,431 - 94,644	106,241 - 120,406
02	31,802 - 41,414	51,739 - 59,741	66,930 - 76,906	94,645 - 108,304	120,407 - 131,030
03	41,415 - 47,822	59,742 - 65,077	76,907 - 83,558	108,305 - 117,411	131,031 - 138,112
04	47,823 - 49,257	65,078 - 67,029	83,559 - 86,065	117,412 - 120,933	138,113 - 142,255
05	49,258 - 50,735	67,030 - 69,040	86,066 - 88,647	120,934 - 124,561	142,256 - 145,400

Series:

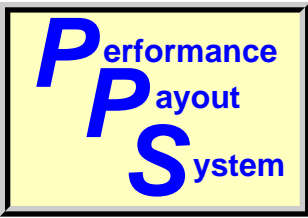
1811

Titles:

Cities:

Counties:

Locality Area: Pittsburgh-New Castle, PA



Special Pay Tables

Report run on: January 16, 2007 2:56 PM

Page 146 of 191

PPS: POR030501 OPM: 0305 PROFESSIONAL Path: ZP Effective: 07-JAN-07

Prev. Yr Rate .1716 Curr. Yr Rate: .1763 Loc. Diff: 1.00401 Gen. Inc.: 1.7 Issued: 21-DEC-06

Band	I	II	III	IV	V
GS Range	1-6	7-10	11-12	13-14	15-15
Interval					
01	29,893 - 30,279	37,336 - 49,800	55,256 - 68,964	78,754 - 97,521	109,470 - 124,066
02	30,280 - 38,317	49,801 - 59,147	68,965 - 79,244	97,522 - 111,596	124,067 - 135,012
03	38,318 - 43,676	59,148 - 65,379	79,245 - 86,098	111,597 - 120,980	135,013 - 142,310
04	43,677 - 44,986	65,380 - 67,340	86,099 - 88,681	120,981 - 124,609	142,311 - 145,400
05	44,987 - 46,336	67,341 - 69,360	88,682 - 91,341	124,610 - 128,347	145,400 - 145,400

Series:

0690

Titles:

Cities:

Counties:

Clackamas Co. OR 41 0000 005

Clark Co. WA 53 0000 011

Columbia Co. OR 41 0000 009

Marion Co. OR 41 0000 047

Multnomah Co. OR 41 0000 051

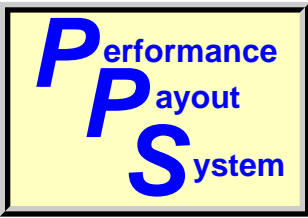
Polk Co. OR 41 0000 053

Skamania Co. WA 53 0000 059

Washington Co. OR 41 0000 067

Yamhill Co. OR 41 0000 071

Locality Area: **Portland-Vancouver-Beaverton, OR-WA**



Special Pay Tables

Report run on: January 16, 2007 2:56 PM

Page 147 of 191

PPS: POR041401 OPM: 0414 PROFESSIONAL Path: ZP Effective: 07-JAN-07

Prev. Yr Rate .1716 Curr. Yr Rate: .1763 Loc. Diff: 1.00401 Gen. Inc.: 1.7 Issued: 21-DEC-06

Band	I	II	III	IV	V
GS Range	1-6	7-10	11-12	13-14	15-15
Interval					
01	0 - 0	41,262 - 51,981	55,256 - 68,964	78,754 - 97,521	109,470 - 124,066
02	33,309 - 38,317	51,982 - 60,020	68,965 - 79,244	97,522 - 111,596	124,067 - 135,012
03	38,318 - 43,676	60,021 - 65,379	79,245 - 86,098	111,597 - 120,980	135,013 - 142,310
04	43,677 - 44,986	65,380 - 67,340	86,099 - 88,681	120,981 - 124,609	142,311 - 145,400
05	44,987 - 46,336	67,341 - 69,360	88,682 - 91,341	124,610 - 128,347	145,400 - 145,400

Series:

0801 0808 0810 0819 0830
 0861 0871 0896

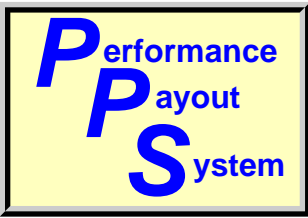
Titles:

Cities:

Counties:

Clackamas Co. OR 41 0000 005 Clark Co. WA 53 0000 011 Columbia Co. OR 41 0000 009
 Marion Co. OR 41 0000 047 Multnomah Co. OR 41 0000 051 Polk Co. OR 41 0000 053
 Skamania Co. WA 53 0000 059 Washington Co. OR 41 0000 067 Yamhill Co. OR 41 0000 071

Locality Area: **Portland-Vancouver-Beaverton, OR-WA**



Special Pay Tables

Report run on: January 16, 2007 2:56 PM

Page 148 of 191

PPS: POR042201 OPM: 0422 PROFESSIONAL Path: ZP Effective: 07-JAN-07

Prev. Yr Rate .1716 Curr. Yr Rate: .1763 Loc. Diff: 1.00401 Gen. Inc.: 1.7 Issued: 21-DEC-06

Band	I	II	III	IV	V
GS Range	1-6	7-10	11-12	13-14	15-15
Interval					
01	0 - 0	41,262 - 51,981	55,256 - 68,964	78,754 - 97,521	109,470 - 124,066
02	33,309 - 38,317	51,982 - 60,020	68,965 - 79,244	97,522 - 111,596	124,067 - 135,012
03	38,318 - 43,676	60,021 - 65,379	79,245 - 86,098	111,597 - 120,980	135,013 - 142,310
04	43,677 - 44,986	65,380 - 67,340	86,099 - 88,681	120,981 - 124,609	142,311 - 145,400
05	44,987 - 46,336	67,341 - 69,360	88,682 - 91,341	124,610 - 128,347	145,400 - 145,400

Series:

0850

0855

Titles:

Cities:

Counties:

Clackamas Co. OR 41 0000 005

Clark Co. WA 53 0000 011

Columbia Co. OR 41 0000 009

Marion Co. OR 41 0000 047

Multnomah Co. OR 41 0000 051

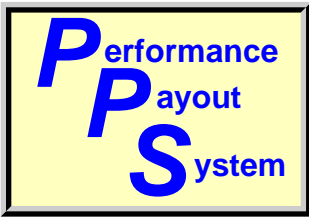
Polk Co. OR 41 0000 053

Skamania Co. WA 53 0000 059

Washington Co. OR 41 0000 067

Yamhill Co. OR 41 0000 071

Locality Area: **Portland-Vancouver-Beaverton, OR-WA**



Special Pay Tables

Report run on: January 16, 2007 2:56 PM

Page 149 of 191

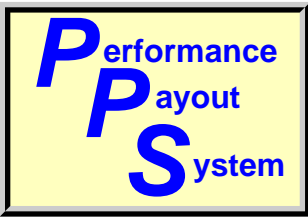
PPS: POR999C01 OPM: 999C PROFESSIONAL Path: ZP Effective: 07-JAN-07
 Prev. Yr Rate .1716 Curr. Yr Rate: .1763 Loc. Diff: 1.00401 Gen. Inc.: 1.7 Issued: 21-DEC-06

Band	I	II	III	IV	V
GS Range	1-6	7-10	11-12	13-14	15-15
Interval					
01	0 - 0	42,849 - 52,965	56,369 - 69,582	78,754 - 97,521	109,470 - 124,066
02	35,872 - 40,617	52,966 - 60,553	69,583 - 79,492	97,522 - 111,596	124,067 - 135,012
03	40,618 - 46,633	60,554 - 65,611	79,493 - 86,098	111,597 - 120,980	135,013 - 142,310
04	46,634 - 48,032	65,612 - 67,579	86,099 - 88,681	120,981 - 124,609	142,311 - 145,400
05	48,033 - 49,473	67,580 - 69,606	88,682 - 91,341	124,610 - 128,347	145,400 - 145,400

Series:
 0854 1550 2210

Titles:
Cities:
Counties:
 Clackamas Co. OR 41 0000 005 Clark Co. WA 53 0000 011 Columbia Co. OR 41 0000 009
 Marion Co. OR 41 0000 047 Multnomah Co. OR 41 0000 051 Polk Co. OR 41 0000 053
 Skamania Co. WA 53 0000 059 Washington Co. OR 41 0000 067 Yamhill Co. OR 41 0000 071

Locality Area: **Portland-Vancouver-Beaverton, OR-WA**



Special Pay Tables

Report run on: January 16, 2007 2:56 PM

Page 150 of 191

PPS: PORLEO

OPM: LEO ADMINISTRATIVE

Path: ZA

Effective:

07-JAN-07

Prev. Yr Rate .1716

Curr. Yr Rate: .1763

Loc. Diff: 1.00401

Gen. Inc.: 1.7

Issued: 21-DEC-06

Band	I	II	III	IV	V
GS Range	1-6	7-10	11-12	13-14	15-15
Interval					
01	19,562 - 32,768	42,314 - 53,310	55,256 - 68,964	78,754 - 97,521	109,470 - 124,066
02	32,769 - 42,672	53,311 - 61,557	68,965 - 79,244	97,522 - 111,596	124,067 - 135,012
03	42,673 - 49,275	61,558 - 67,055	79,245 - 86,098	111,597 - 120,980	135,013 - 142,310
04	49,276 - 50,753	67,056 - 69,067	86,099 - 88,681	120,981 - 124,609	142,311 - 145,400
05	50,754 - 52,276	69,068 - 71,139	88,682 - 91,341	124,610 - 128,347	145,400 - 145,400

Series:

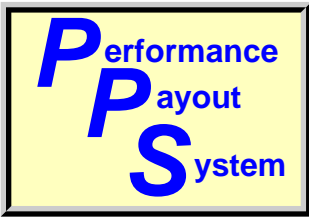
1811

Titles:

Cities:

Counties:

Locality Area: **Portland-Vancouver-Beaverton, OR-WA**



Special Pay Tables

Report run on: January 16, 2007 2:56 PM

Page 151 of 191

PPS: PX030501

OPM: 0305 PROFESSIONAL

Path: ZP

Effective:

07-JAN-07

Prev. Yr Rate .1265

Curr. Yr Rate: .1322

Loc. Diff: 1.00506

Gen. Inc.: 1.7

Issued: 21-DEC-06

Band	I	II	III	IV	V
GS Range	1-6	7-10	11-12	13-14	15-15
Interval					
01	0 - 0	35,972 - 47,952	53,184 - 66,378	75,802 - 93,866	105,366 - 119,414
02	29,893 - 36,881	47,953 - 56,938	66,379 - 76,273	93,867 - 107,413	119,415 - 129,951
03	36,882 - 42,039	56,939 - 62,928	76,274 - 82,870	107,414 - 116,445	129,952 - 136,975
04	42,040 - 43,300	62,929 - 64,816	82,871 - 85,356	116,446 - 119,938	136,976 - 141,084
05	43,301 - 44,599	64,817 - 66,760	85,357 - 87,917	119,939 - 123,536	141,085 - 145,317

Series:

0690

Titles:

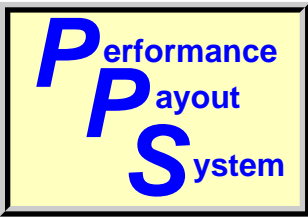
Cities:

Counties:

Maricopa Co. AZ 04 0000 013

Pinal Co. AZ 04 0000 021

Locality Area: **Phoenix-Mesa-Scottsdale, AZ**



Special Pay Tables

Report run on: January 16, 2007 2:56 PM

Page 152 of 191

PPS: PX041401

OPM: 0414 PROFESSIONAL

Path: ZP

Effective:

07-JAN-07

Prev. Yr Rate .1265

Curr. Yr Rate: .1322

Loc. Diff: 1.00506

Gen. Inc.: 1.7

Issued: 21-DEC-06

Band	I	II	III	IV	V
GS Range	1-6	7-10	11-12	13-14	15-15
Interval					
01	0 - 0	41,262 - 50,891	53,238 - 66,408	75,802 - 93,866	105,366 - 119,414
02	33,309 - 36,881	50,892 - 58,113	66,409 - 76,285	93,867 - 107,413	119,415 - 129,951
03	36,882 - 42,039	58,114 - 62,928	76,286 - 82,870	107,414 - 116,445	129,952 - 136,975
04	42,040 - 43,300	62,929 - 64,816	82,871 - 85,356	116,446 - 119,938	136,976 - 141,084
05	43,301 - 44,599	64,817 - 66,760	85,357 - 87,917	119,939 - 123,536	141,085 - 145,317

Series:

0801
0861

0808
0871

0810
0896

0819

0830

Titles:

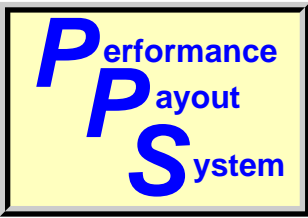
Cities:

Counties:

Maricopa Co. AZ 04 0000 013

Pinal Co. AZ 04 0000 021

Locality Area: **Phoenix-Mesa-Scottsdale, AZ**



Special Pay Tables

Report run on: January 16, 2007 2:56 PM

Page 153 of 191

PPS: PX042201

OPM: 0422 PROFESSIONAL

Path: ZP

Effective:

07-JAN-07

Prev. Yr Rate .1265

Curr. Yr Rate: .1322

Loc. Diff: 1.00506

Gen. Inc.: 1.7

Issued: 21-DEC-06

Band	I	II	III	IV	V
GS Range	1-6	7-10	11-12	13-14	15-15
Interval					
01	0 - 0	41,262 - 50,891	54,804 - 67,278	75,802 - 93,866	105,366 - 119,414
02	33,309 - 36,881	50,892 - 58,113	67,279 - 76,633	93,867 - 107,413	119,415 - 129,951
03	36,882 - 42,039	58,114 - 62,928	76,634 - 82,870	107,414 - 116,445	129,952 - 136,975
04	42,040 - 43,300	62,929 - 64,816	82,871 - 85,356	116,446 - 119,938	136,976 - 141,084
05	43,301 - 44,599	64,817 - 66,760	85,357 - 87,917	119,939 - 123,536	141,085 - 145,317

Series:

0850

0855

Titles:

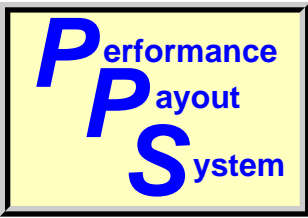
Cities:

Counties:

Maricopa Co. AZ 04 0000 013

Pinal Co. AZ 04 0000 021

Locality Area: **Phoenix-Mesa-Scottsdale, AZ**



Special Pay Tables

Report run on: January 16, 2007 2:56 PM

Page 154 of 191

PPS: PX999B01

OPM: 999B PROFESSIONAL

Path: ZP

Effective:

07-JAN-07

Prev. Yr Rate .1265

Curr. Yr Rate: .1322

Loc. Diff: 1.00506

Gen. Inc.: 1.7

Issued: 21-DEC-06

Band	I	II	III	IV	V
GS Range	1-6	7-10	11-12	13-14	15-15
Interval					
01	0 - 0	42,214 - 52,613	55,429 - 67,625	75,802 - 93,866	105,366 - 119,414
02	35,360 - 39,935	52,614 - 60,412	67,626 - 76,772	93,867 - 107,413	119,415 - 129,951
03	39,936 - 45,966	60,413 - 65,611	76,773 - 82,870	107,414 - 116,445	129,952 - 136,975
04	45,967 - 47,345	65,612 - 67,579	82,871 - 85,356	116,446 - 119,938	136,976 - 141,084
05	47,346 - 48,765	67,580 - 69,606	85,357 - 87,917	119,939 - 123,536	141,085 - 145,317

Series:

0854

1550

2210

Titles:

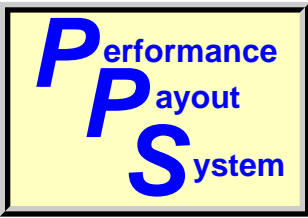
Cities:

Counties:

Maricopa Co. AZ 04 0000 013

Pinal Co. AZ 04 0000 021

Locality Area: **Phoenix-Mesa-Scottsdale, AZ**



Special Pay Tables

Report run on: January 16, 2007 2:56 PM

Page 155 of 191

PPS: PXLEO

OPM: LEO ADMINISTRATIVE

Path: ZA

Effective:

07-JAN-07

Prev. Yr Rate .1265

Curr. Yr Rate: .1322

Loc. Diff: 1.00506

Gen. Inc.: 1.7

Issued: 21-DEC-06

Band	I	II	III	IV	V
GS Range	1-6	7-10	11-12	13-14	15-15
Interval					
01	18,828 - 31,539	40,727 - 51,311	53,184 - 66,378	75,802 - 93,866	105,366 - 119,414
02	31,540 - 41,072	51,312 - 59,249	66,379 - 76,273	93,867 - 107,413	119,415 - 129,951
03	41,073 - 47,428	59,250 - 64,541	76,274 - 82,870	107,414 - 116,445	129,952 - 136,975
04	47,429 - 48,851	64,542 - 66,477	82,871 - 85,356	116,446 - 119,938	136,976 - 141,084
05	48,852 - 50,317	66,478 - 68,471	85,357 - 87,917	119,939 - 123,536	141,085 - 145,317

Series:

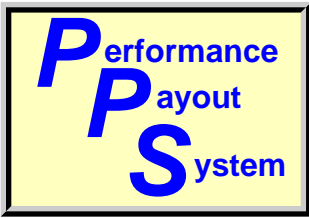
1811

Titles:

Cities:

Counties:

Locality Area: **Phoenix-Mesa-Scottsdale, AZ**



Special Pay Tables

Report run on: January 16, 2007 2:56 PM

Page 156 of 191

PPS: RA030501

OPM: 0305 PROFESSIONAL

Path: ZP

Effective:

07-JAN-07

Prev. Yr Rate .1557

Curr. Yr Rate: .1618

Loc. Diff: 1.00528

Gen. Inc.: 1.7

Issued: 21-DEC-06

Band	I	II	III	IV	V
GS Range	1-6	7-10	11-12	13-14	15-15
Interval					
01	29,893 - 29,906	36,876 - 49,186	54,574 - 68,113	77,784 - 96,320	108,121 - 122,537
02	29,907 - 37,845	49,187 - 58,418	68,114 - 78,267	96,321 - 110,221	122,538 - 133,348
03	37,846 - 43,138	58,419 - 64,573	78,268 - 85,037	110,222 - 119,489	133,349 - 140,556
04	43,139 - 44,432	64,574 - 66,510	85,038 - 87,588	119,490 - 123,074	140,557 - 144,773
05	44,433 - 45,765	66,511 - 68,505	87,589 - 90,216	123,075 - 126,766	144,774 - 145,400

Series:

0690

Titles:

Cities:

Federal Correctional Complex-Granville County, NC
37 0712 077

Counties:

Chatham Co. NC 37 0000 037

Cumberland Co. NC 37 0000 051

Durham Co. NC 37 0000 063

Franklin Co. NC 37 0000 069

Harnett Co. NC 37 0000 085

Hoke Co. NC 37 0000 093

Johnston Co. NC 37 0000 101

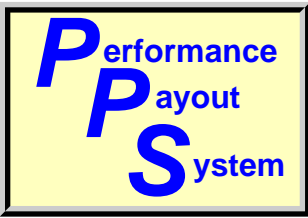
Orange Co. NC 37 0000 135

Person Co. NC 37 0000 145

Wake Co. NC 37 0000 183

Wayne Co. NC 37 0000 191

Locality Area: **Raleigh-Durham-Cary, NC**



Special Pay Tables

Report run on: January 16, 2007 2:56 PM

Page 157 of 191

PPS: RA041401

OPM: 0414 PROFESSIONAL

Path: ZP

Effective:

07-JAN-07

Prev. Yr Rate .1557

Curr. Yr Rate: .1618

Loc. Diff: 1.00528

Gen. Inc.: 1.7

Issued: 21-DEC-06

Band	I	II	III	IV	V
GS Range	1-6	7-10	11-12	13-14	15-15
Interval					
01	0 - 0	41,262 - 51,622	54,574 - 68,113	77,784 - 96,320	108,121 - 122,537
02	33,309 - 37,845	51,623 - 59,393	68,114 - 78,267	96,321 - 110,221	122,538 - 133,348
03	37,846 - 43,138	59,394 - 64,573	78,268 - 85,037	110,222 - 119,489	133,349 - 140,556
04	43,139 - 44,432	64,574 - 66,510	85,038 - 87,588	119,490 - 123,074	140,557 - 144,773
05	44,433 - 45,765	66,511 - 68,505	87,589 - 90,216	123,075 - 126,766	144,774 - 145,400

Series:

0801
0861

0808
0871

0810
0896

0819

0830

Titles:

Cities:

Federal Correctional Complex-Granville County, NC
37 0712 077

Counties:

Chatham Co. NC 37 0000 037

Cumberland Co. NC 37 0000 051

Durham Co. NC 37 0000 063

Franklin Co. NC 37 0000 069

Harnett Co. NC 37 0000 085

Hoke Co. NC 37 0000 093

Johnston Co. NC 37 0000 101

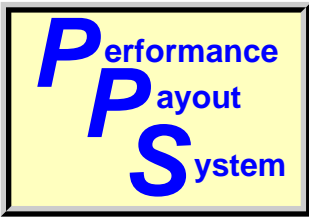
Orange Co. NC 37 0000 135

Person Co. NC 37 0000 145

Wake Co. NC 37 0000 183

Wayne Co. NC 37 0000 191

Locality Area: **Raleigh-Durham-Cary, NC**



Special Pay Tables

Report run on: January 16, 2007 2:56 PM

Page 158 of 191

PPS: RA042201

OPM: 0422 PROFESSIONAL

Path: ZP

Effective:

07-JAN-07

Prev. Yr Rate .1557

Curr. Yr Rate: .1618

Loc. Diff: 1.00528

Gen. Inc.: 1.7

Issued: 21-DEC-06

Band	I	II	III	IV	V
GS Range	1-6	7-10	11-12	13-14	15-15
Interval					
01	0 - 0	41,262 - 51,622	54,804 - 68,241	77,784 - 96,320	108,121 - 122,537
02	33,309 - 37,845	51,623 - 59,393	68,242 - 78,319	96,321 - 110,221	122,538 - 133,348
03	37,846 - 43,138	59,394 - 64,573	78,320 - 85,037	110,222 - 119,489	133,349 - 140,556
04	43,139 - 44,432	64,574 - 66,510	85,038 - 87,588	119,490 - 123,074	140,557 - 144,773
05	44,433 - 45,765	66,511 - 68,505	87,589 - 90,216	123,075 - 126,766	144,774 - 145,400

Series:

0850

0855

Titles:

Cities:

Federal Correctional Complex-Granville County, NC
37 0712 077

Counties:

Chatham Co. NC 37 0000 037

Cumberland Co. NC 37 0000 051

Durham Co. NC 37 0000 063

Franklin Co. NC 37 0000 069

Harnett Co. NC 37 0000 085

Hoke Co. NC 37 0000 093

Johnston Co. NC 37 0000 101

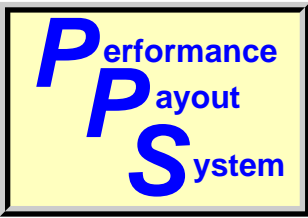
Orange Co. NC 37 0000 135

Person Co. NC 37 0000 145

Wake Co. NC 37 0000 183

Wayne Co. NC 37 0000 191

Locality Area: **Raleigh-Durham-Cary, NC**



Special Pay Tables

Report run on: January 16, 2007 2:56 PM

Page 159 of 191

PPS: RA999B01

OPM: 999B PROFESSIONAL

Path: ZP

Effective:

07-JAN-07

Prev. Yr Rate .1557

Curr. Yr Rate: .1618

Loc. Diff: 1.00528

Gen. Inc.: 1.7

Issued: 21-DEC-06

Band	I	II	III	IV	V
GS Range	1-6	7-10	11-12	13-14	15-15
Interval					
01	0 - 0	42,214 - 52,613	55,429 - 68,588	77,784 - 96,320	108,121 - 122,537
02	35,360 - 40,045	52,614 - 60,412	68,589 - 78,457	96,321 - 110,221	122,538 - 133,348
03	40,046 - 45,966	60,413 - 65,611	78,458 - 85,037	110,222 - 119,489	133,349 - 140,556
04	45,967 - 47,345	65,612 - 67,579	85,038 - 87,588	119,490 - 123,074	140,557 - 144,773
05	47,346 - 48,765	67,580 - 69,606	87,589 - 90,216	123,075 - 126,766	144,774 - 145,400

Series:

0854

1550

2210

Titles:

Cities:

Federal Correctional Complex-Granville County, NC
37 0712 077

Counties:

Chatham Co. NC 37 0000 037

Cumberland Co. NC 37 0000 051

Durham Co. NC 37 0000 063

Franklin Co. NC 37 0000 069

Harnett Co. NC 37 0000 085

Hoke Co. NC 37 0000 093

Johnston Co. NC 37 0000 101

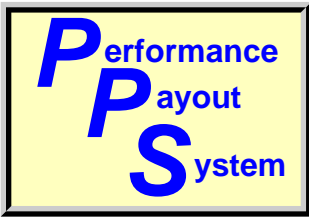
Orange Co. NC 37 0000 135

Person Co. NC 37 0000 145

Wake Co. NC 37 0000 183

Wayne Co. NC 37 0000 191

Locality Area: **Raleigh-Durham-Cary, NC**



Special Pay Tables

Report run on: January 16, 2007 2:56 PM

Page 160 of 191

PPS: RALEO

OPM: LEO ADMINISTRATIVE

Path: ZA

Effective:

07-JAN-07

Prev. Yr Rate .1557

Curr. Yr Rate: .1618

Loc. Diff: 1.00528

Gen. Inc.: 1.7

Issued: 21-DEC-06

Band	I	II	III	IV	V
GS Range	1-6	7-10	11-12	13-14	15-15
Interval					
01	19,321 - 32,364	41,792 - 52,652	54,574 - 68,113	77,784 - 96,320	108,121 - 122,537
02	32,365 - 42,146	52,653 - 60,798	68,114 - 78,267	96,321 - 110,221	122,538 - 133,348
03	42,147 - 48,668	60,799 - 66,228	78,268 - 85,037	110,222 - 119,489	133,349 - 140,556
04	48,669 - 50,128	66,229 - 68,215	85,038 - 87,588	119,490 - 123,074	140,557 - 144,773
05	50,129 - 51,632	68,216 - 70,261	87,589 - 90,216	123,075 - 126,766	144,774 - 145,400

Series:

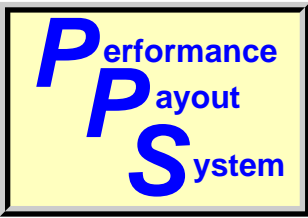
1811

Titles:

Cities:

Counties:

Locality Area: **Raleigh-Durham-Cary, NC**



Special Pay Tables

Report run on: January 16, 2007 2:56 PM

Page 161 of 191

PPS: RCH030501

OPM: 0305 PROFESSIONAL

Path: ZP

Effective:

07-JAN-07

Prev. Yr Rate .1415

Curr. Yr Rate: .1441

Loc. Diff: 1.00228

Gen. Inc.: 1.7

Issued: 21-DEC-06

Band	I	II	III	IV	V
GS Range	1-6	7-10	11-12	13-14	15-15
Interval					
01	0 - 0	36,314 - 48,436	53,743 - 67,075	76,599 - 94,852	106,473 - 120,669
02	29,893 - 37,268	48,437 - 57,528	67,076 - 77,075	94,853 - 108,542	120,670 - 131,316
03	37,269 - 42,480	57,529 - 63,589	77,076 - 83,741	108,543 - 117,668	131,317 - 138,414
04	42,481 - 43,754	63,590 - 65,497	83,742 - 86,253	117,669 - 121,198	138,415 - 142,566
05	43,755 - 45,067	65,498 - 67,462	86,254 - 88,841	121,199 - 124,834	142,567 - 145,400

Series:

0690

Titles:

Cities:

Counties:

Amelia Co. VA 51 0000 007

Chesterfield Co. VA 51 0000 041

Dinwiddie Co. VA 51 0000 053

Henrico Co. VA 51 0000 087

King and Queen Co. VA 51 0000 097

Petersburg City VA 51 0000 730

Richmond City VA 51 0000 760

Caroline Co. VA 51 0000 033

Colonial Heights City VA 51 0000 570

Goochland Co. VA 51 0000 075

Hopewell City VA 51 0000 670

Louisa Co. VA 51 0000 109

Powhatan Co. VA 51 0000 145

Sussex Co. VA 51 0000 183

Charles City Co. VA 51 0000 036

Cumberland Co. VA 51 0000 049

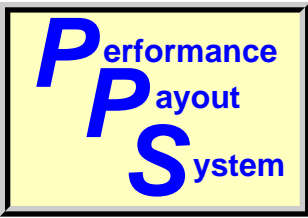
Hanover Co. VA 51 0000 085

King William Co. VA 51 0000 101

New Kent Co. VA 51 0000 127

Prince George Co. VA 51 0000 149

Locality Area: **Richmond, VA**



Special Pay Tables

Report run on: January 16, 2007 2:56 PM

Page 162 of 191

PPS: RCH041401 OPM: 0414 PROFESSIONAL Path: ZP Effective: 07-JAN-07

Prev. Yr Rate .1415 Curr. Yr Rate: .1441 Loc. Diff: 1.00228 Gen. Inc.: 1.7 Issued: 21-DEC-06

Band	I	II	III	IV	V
GS Range	1-6	7-10	11-12	13-14	15-15
Interval					
01	0 - 0	41,262 - 51,185	53,743 - 67,075	76,599 - 94,852	106,473 - 120,669
02	33,309 - 37,268	51,186 - 58,627	67,076 - 77,075	94,853 - 108,542	120,670 - 131,316
03	37,269 - 42,480	58,628 - 63,589	77,076 - 83,741	108,543 - 117,668	131,317 - 138,414
04	42,481 - 43,754	63,590 - 65,497	83,742 - 86,253	117,669 - 121,198	138,415 - 142,566
05	43,755 - 45,067	65,498 - 67,462	86,254 - 88,841	121,199 - 124,834	142,567 - 145,400

Series:

0801 0808 0810 0819 0830
 0861 0871 0896

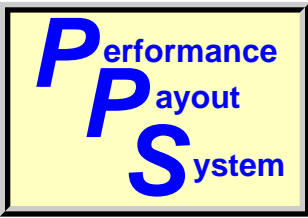
Titles:

Cities:

Counties:

Amelia Co. VA 51 0000 007	Caroline Co. VA 51 0000 033	Charles City Co. VA 51 0000 036
Chesterfield Co. VA 51 0000 041	Colonial Heights City VA 51 0000 570	Cumberland Co. VA 51 0000 049
Dinwiddie Co. VA 51 0000 053	Goochland Co. VA 51 0000 075	Hanover Co. VA 51 0000 085
Henrico Co. VA 51 0000 087	Hopewell City VA 51 0000 670	King William Co. VA 51 0000 101
King and Queen Co. VA 51 0000 097	Louisa Co. VA 51 0000 109	New Kent Co. VA 51 0000 127
Petersburg City VA 51 0000 730	Powhatan Co. VA 51 0000 145	Prince George Co. VA 51 0000 149
Richmond City VA 51 0000 760	Sussex Co. VA 51 0000 183	

Locality Area: **Richmond, VA**



Special Pay Tables

Report run on: January 16, 2007 2:56 PM

Page 163 of 191

PPS: RCH042201 OPM: 0422 PROFESSIONAL Path: ZP Effective: 07-JAN-07

Prev. Yr Rate .1415 Curr. Yr Rate: .1441 Loc. Diff: 1.00228 Gen. Inc.: 1.7 Issued: 21-DEC-06

Band	I	II	III	IV	V
GS Range	1-6	7-10	11-12	13-14	15-15
Interval					
01	0 - 0	41,262 - 51,185	54,804 - 67,665	76,599 - 94,852	106,473 - 120,669
02	33,309 - 37,268	51,186 - 58,627	67,666 - 77,311	94,853 - 108,542	120,670 - 131,316
03	37,269 - 42,480	58,628 - 63,589	77,312 - 83,741	108,543 - 117,668	131,317 - 138,414
04	42,481 - 43,754	63,590 - 65,497	83,742 - 86,253	117,669 - 121,198	138,415 - 142,566
05	43,755 - 45,067	65,498 - 67,462	86,254 - 88,841	121,199 - 124,834	142,567 - 145,400

Series:

0850

0855

Titles:

Cities:

Counties:

Amelia Co. VA 51 0000 007

Chesterfield Co. VA 51 0000 041

Dinwiddie Co. VA 51 0000 053

Henrico Co. VA 51 0000 087

King and Queen Co. VA 51 0000 097

Petersburg City VA 51 0000 730

Richmond City VA 51 0000 760

Caroline Co. VA 51 0000 033

Colonial Heights City VA 51 0000 570

Goochland Co. VA 51 0000 075

Hopewell City VA 51 0000 670

Louisa Co. VA 51 0000 109

Powhatan Co. VA 51 0000 145

Sussex Co. VA 51 0000 183

Charles City Co. VA 51 0000 036

Cumberland Co. VA 51 0000 049

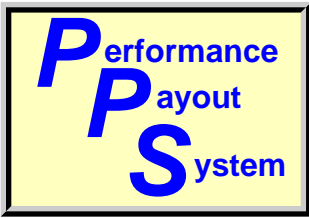
Hanover Co. VA 51 0000 085

King William Co. VA 51 0000 101

New Kent Co. VA 51 0000 127

Prince George Co. VA 51 0000 149

Locality Area: **Richmond, VA**



Special Pay Tables

Report run on: January 16, 2007 2:56 PM

Page 164 of 191

PPS: RCH999B01 OPM: 999B PROFESSIONAL Path: ZP Effective: 07-JAN-07

Prev. Yr Rate .1415 Curr. Yr Rate: .1441 Loc. Diff: 1.00228 Gen. Inc.: 1.7 Issued: 21-DEC-06

Band	I	II	III	IV	V
GS Range	1-6	7-10	11-12	13-14	15-15
Interval					
01	0 - 0	42,214 - 52,613	55,429 - 68,012	76,599 - 94,852	106,473 - 120,669
02	35,360 - 39,979	52,614 - 60,412	68,013 - 77,449	94,853 - 108,542	120,670 - 131,316
03	39,980 - 45,966	60,413 - 65,611	77,450 - 83,741	108,543 - 117,668	131,317 - 138,414
04	45,967 - 47,345	65,612 - 67,579	83,742 - 86,253	117,669 - 121,198	138,415 - 142,566
05	47,346 - 48,765	67,580 - 69,606	86,254 - 88,841	121,199 - 124,834	142,567 - 145,400

Series:

0854 1550 2210

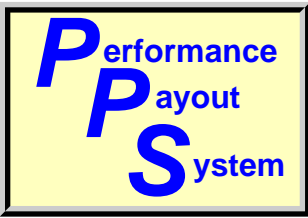
Titles:

Cities:

Counties:

- | | | |
|-----------------------------------|--------------------------------------|----------------------------------|
| Amelia Co. VA 51 0000 007 | Caroline Co. VA 51 0000 033 | Charles City Co. VA 51 0000 036 |
| Chesterfield Co. VA 51 0000 041 | Colonial Heights City VA 51 0000 570 | Cumberland Co. VA 51 0000 049 |
| Dinwiddie Co. VA 51 0000 053 | Goochland Co. VA 51 0000 075 | Hanover Co. VA 51 0000 085 |
| Henrico Co. VA 51 0000 087 | Hopewell City VA 51 0000 670 | King William Co. VA 51 0000 101 |
| King and Queen Co. VA 51 0000 097 | Louisa Co. VA 51 0000 109 | New Kent Co. VA 51 0000 127 |
| Petersburg City VA 51 0000 730 | Powhatan Co. VA 51 0000 145 | Prince George Co. VA 51 0000 149 |
| Richmond City VA 51 0000 760 | Sussex Co. VA 51 0000 183 | |

Locality Area: **Richmond, VA**



Special Pay Tables

Report run on: January 16, 2007 2:56 PM

Page 165 of 191

PPS: RCHLEO

OPM: LEO ADMINISTRATIVE

Path: ZA

Effective:

07-JAN-07

Prev. Yr Rate .1415

Curr. Yr Rate: .1441

Loc. Diff: 1.00228

Gen. Inc.: 1.7

Issued: 21-DEC-06

Band	I	II	III	IV	V
GS Range	1-6	7-10	11-12	13-14	15-15
Interval					
01	19,026 - 31,870	41,156 - 51,851	53,743 - 67,075	76,599 - 94,852	106,473 - 120,669
02	31,871 - 41,504	51,852 - 59,872	67,076 - 77,075	94,853 - 108,542	120,670 - 131,316
03	41,505 - 47,926	59,873 - 65,219	77,076 - 83,741	108,543 - 117,668	131,317 - 138,414
04	47,927 - 49,364	65,220 - 67,176	83,742 - 86,253	117,669 - 121,198	138,415 - 142,566
05	49,365 - 50,845	67,177 - 69,191	86,254 - 88,841	121,199 - 124,834	142,567 - 145,400

Series:

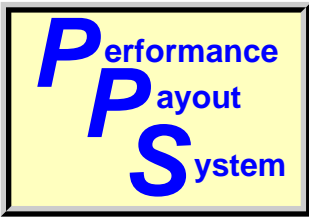
1811

Titles:

Cities:

Counties:

Locality Area: **Richmond, VA**



Special Pay Tables

Report run on: January 16, 2007 2:56 PM

Page 166 of 191

PPS: RUS030501

OPM: 0305 PROFESSIONAL

Path: ZP

Effective:

07-JAN-07

Prev. Yr Rate .1252

Curr. Yr Rate: .1268

Loc. Diff: 1.00142

Gen. Inc.: 1.7

Issued: 21-DEC-06

Band	I	II	III	IV	V
GS Range	1-6	7-10	11-12	13-14	15-15
Interval					
01	0 - 0	35,972 - 47,809	52,912 - 66,038	75,414 - 93,385	104,826 - 118,802
02	29,893 - 36,692	47,810 - 56,687	66,039 - 75,883	93,386 - 106,863	118,803 - 129,285
03	36,693 - 41,823	56,688 - 62,605	75,884 - 82,446	106,864 - 115,848	129,286 - 136,273
04	41,824 - 43,078	62,606 - 64,483	82,447 - 84,919	115,849 - 119,323	136,274 - 140,361
05	43,079 - 44,370	64,484 - 66,417	84,920 - 87,467	119,324 - 122,903	140,362 - 144,572

Series:

0690

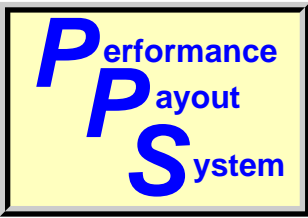
Titles:

Cities:

REST OF US

Counties:

Locality Area: REST of US



Special Pay Tables

Report run on: January 16, 2007 2:56 PM

Page 167 of 191

PPS: RUS041401

OPM: 0414 PROFESSIONAL

Path: ZP

Effective:

07-JAN-07

Prev. Yr Rate .1252

Curr. Yr Rate: .1268

Loc. Diff: 1.00142

Gen. Inc.: 1.7

Issued: 21-DEC-06

Band	I	II	III	IV	V
GS Range	1-6	7-10	11-12	13-14	15-15
Interval					
01	0 - 0	41,262 - 50,748	53,238 - 66,219	75,414 - 93,385	104,826 - 118,802
02	33,309 - 36,692	50,749 - 57,862	66,220 - 75,955	93,386 - 106,863	118,803 - 129,285
03	36,693 - 41,823	57,863 - 62,605	75,956 - 82,446	106,864 - 115,848	129,286 - 136,273
04	41,824 - 43,078	62,606 - 64,483	82,447 - 84,919	115,849 - 119,323	136,274 - 140,361
05	43,079 - 44,370	64,484 - 66,417	84,920 - 87,467	119,324 - 122,903	140,362 - 144,572

Series:

0801
0861

0808
0871

0810
0896

0819

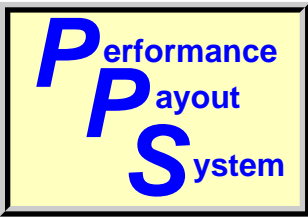
0830

Titles:

Cities:
REST OF US

Counties:

Locality Area: REST of US



Special Pay Tables

Report run on: January 16, 2007 2:56 PM

Page 168 of 191

PPS: RUS042201

OPM: 0422 PROFESSIONAL

Path: ZP

Effective:

07-JAN-07

Prev. Yr Rate .1252

Curr. Yr Rate: .1268

Loc. Diff: 1.00142

Gen. Inc.: 1.7

Issued: 21-DEC-06

Band	I	II	III	IV	V
GS Range	1-6	7-10	11-12	13-14	15-15
Interval					
01	0 - 0	41,262 - 50,748	54,804 - 67,089	75,414 - 93,385	104,826 - 118,802
02	33,309 - 36,692	50,749 - 57,862	67,090 - 76,303	93,386 - 106,863	118,803 - 129,285
03	36,693 - 41,823	57,863 - 62,605	76,304 - 82,446	106,864 - 115,848	129,286 - 136,273
04	41,824 - 43,078	62,606 - 64,483	82,447 - 84,919	115,849 - 119,323	136,274 - 140,361
05	43,079 - 44,370	64,484 - 66,417	84,920 - 87,467	119,324 - 122,903	140,362 - 144,572

Series:

0850

0855

Titles:

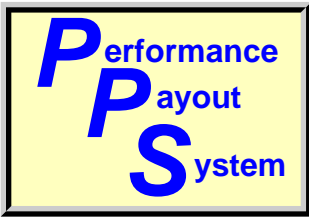
Cities:

REST OF US

Counties:

Locality Area:

REST of US



Special Pay Tables

Report run on: January 16, 2007 2:56 PM

Page 169 of 191

PPS: RUS999B01 OPM: 999B PROFESSIONAL Path: ZP Effective: 07-JAN-07

Prev. Yr Rate .1252 Curr. Yr Rate: .1268 Loc. Diff: 1.00142 Gen. Inc.: 1.7 Issued: 21-DEC-06

Band	I	II	III	IV	V
GS Range	1-6	7-10	11-12	13-14	15-15
Interval					
01	0 - 0	42,214 - 52,613	55,429 - 67,553	75,414 - 93,385	104,826 - 118,802
02	35,360 - 39,914	52,614 - 60,412	67,554 - 76,647	93,386 - 106,863	118,803 - 129,285
03	39,915 - 45,966	60,413 - 65,611	76,648 - 82,709	106,864 - 115,848	129,286 - 136,273
04	45,967 - 47,345	65,612 - 67,579	82,710 - 85,190	115,849 - 119,323	136,274 - 140,361
05	47,346 - 48,765	67,580 - 69,606	85,191 - 87,746	119,324 - 122,903	140,362 - 144,572

Series:

0854

1550

2210

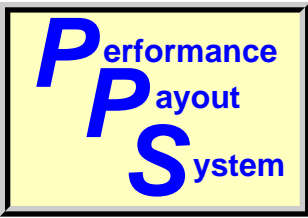
Titles:

Cities:

REST OF US

Counties:

Locality Area: REST of US



Special Pay Tables

Report run on: January 16, 2007 2:56 PM

Page 170 of 191

PPS: RUSLEO

OPM: LEO ADMINISTRATIVE

Path: ZA

Effective:

07-JAN-07

Prev. Yr Rate .1252

Curr. Yr Rate: .1268

Loc. Diff: 1.00142

Gen. Inc.: 1.7

Issued: 21-DEC-06

Band	I	II	III	IV	V
GS Range	1-6	7-10	11-12	13-14	15-15
Interval					
01	18,732 - 31,378	40,519 - 51,048	52,912 - 66,038	75,414 - 93,385	104,826 - 118,802
02	31,379 - 40,862	51,049 - 58,945	66,039 - 75,883	93,386 - 106,863	118,803 - 129,285
03	40,863 - 47,185	58,946 - 64,210	75,884 - 82,446	106,864 - 115,848	129,286 - 136,273
04	47,186 - 48,601	64,211 - 66,136	82,447 - 84,919	115,849 - 119,323	136,274 - 140,361
05	48,602 - 50,059	66,137 - 68,120	84,920 - 87,467	119,324 - 122,903	140,362 - 144,572

Series:

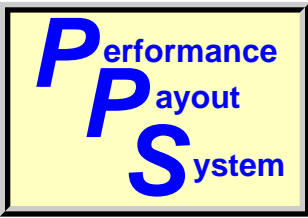
1811

Titles:

Cities:

Counties:

Locality Area: REST of US



Special Pay Tables

Report run on: January 16, 2007 2:56 PM

Page 171 of 191

PPS: SAC030501

OPM: 0305 PROFESSIONAL

Path: ZP

Effective:

07-JAN-07

Prev. Yr Rate .1791

Curr. Yr Rate: .1899

Loc. Diff: 1.00916

Gen. Inc.: 1.7

Issued: 21-DEC-06

Band	I	II	III	IV	V
GS Range	1-6	7-10	11-12	13-14	15-15
Interval					
01	29,893 - 30,629	37,767 - 50,375	55,894 - 69,761	79,665 - 98,649	110,736 - 125,500
02	30,630 - 38,760	50,376 - 59,831	69,762 - 80,161	98,650 - 112,887	125,501 - 136,573
03	38,761 - 44,181	59,832 - 66,135	80,162 - 87,094	112,888 - 122,379	136,574 - 143,955
04	44,182 - 45,506	66,136 - 68,119	87,095 - 89,707	122,380 - 126,050	143,956 - 145,400
05	45,507 - 46,871	68,120 - 70,163	89,708 - 92,398	126,051 - 129,832	145,400 - 145,400

Series:

0690

Titles:

Cities:

Counties:

Carson City NV 32 0000 510

Douglas Co. NV 32 0000 005

El Dorado Co. CA 06 0000 017

Nevada Co. CA 06 0000 057

Placer Co. CA 06 0000 061

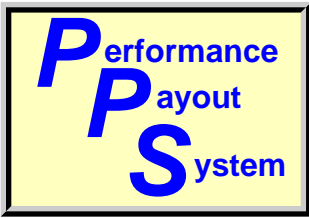
Sacramento Co. CA 06 0000 067

Sutter Co. CA 06 0000 101

Yolo Co. CA 06 0000 113

Yuba Co. CA 06 0000 115

Locality Area: **Sacramento--Arden-Arcade--Truckee, CA-NV**



Special Pay Tables

Report run on: January 16, 2007 2:56 PM

Page 172 of 191

PPS: SAC041401 OPM: 0414 PROFESSIONAL Path: ZP Effective: 07-JAN-07

Prev. Yr Rate .1791 Curr. Yr Rate: .1899 Loc. Diff: 1.00916 Gen. Inc.: 1.7 Issued: 21-DEC-06

Band	I	II	III	IV	V
GS Range	1-6	7-10	11-12	13-14	15-15
Interval					
01	0 - 0	41,262 - 52,317	55,894 - 69,761	79,665 - 98,649	110,736 - 125,500
02	33,309 - 38,760	52,318 - 60,608	69,762 - 80,161	98,650 - 112,887	125,501 - 136,573
03	38,761 - 44,181	60,609 - 66,135	80,162 - 87,094	112,888 - 122,379	136,574 - 143,955
04	44,182 - 45,506	66,136 - 68,119	87,095 - 89,707	122,380 - 126,050	143,956 - 145,400
05	45,507 - 46,871	68,120 - 70,163	89,708 - 92,398	126,051 - 129,832	145,400 - 145,400

Series:

0801 0808 0810 0819 0830
 0861 0871 0896

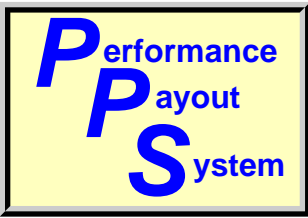
Titles:

Cities:

Counties:

Carson City NV 32 0000 510 Douglas Co. NV 32 0000 005 El Dorado Co. CA 06 0000 017
 Nevada Co. CA 06 0000 057 Placer Co. CA 06 0000 061 Sacramento Co. CA 06 0000 067
 Sutter Co. CA 06 0000 101 Yolo Co. CA 06 0000 113 Yuba Co. CA 06 0000 115

Locality Area: Sacramento--Arden-Arcade--Truckee, CA-NV



Special Pay Tables

Report run on: January 16, 2007 2:56 PM

Page 173 of 191

PPS: SAC042201

OPM: 0422 PROFESSIONAL

Path: ZP

Effective:

07-JAN-07

Prev. Yr Rate .1791

Curr. Yr Rate: .1899

Loc. Diff: 1.00916

Gen. Inc.: 1.7

Issued: 21-DEC-06

Band	I	II	III	IV	V
GS Range	1-6	7-10	11-12	13-14	15-15
Interval					
01	0 - 0	41,262 - 52,317	55,894 - 69,761	79,665 - 98,649	110,736 - 125,500
02	33,309 - 38,760	52,318 - 60,608	69,762 - 80,161	98,650 - 112,887	125,501 - 136,573
03	38,761 - 44,181	60,609 - 66,135	80,162 - 87,094	112,888 - 122,379	136,574 - 143,955
04	44,182 - 45,506	66,136 - 68,119	87,095 - 89,707	122,380 - 126,050	143,956 - 145,400
05	45,507 - 46,871	68,120 - 70,163	89,708 - 92,398	126,051 - 129,832	145,400 - 145,400

Series:

0850

0855

Titles:

Cities:

Counties:

Carson City NV 32 0000 510

Douglas Co. NV 32 0000 005

El Dorado Co. CA 06 0000 017

Nevada Co. CA 06 0000 057

Placer Co. CA 06 0000 061

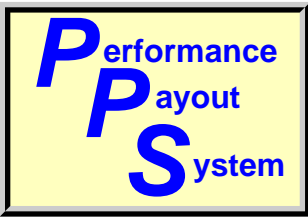
Sacramento Co. CA 06 0000 067

Sutter Co. CA 06 0000 101

Yolo Co. CA 06 0000 113

Yuba Co. CA 06 0000 115

Locality Area: **Sacramento--Arden-Arcade--Truckee, CA-NV**



Special Pay Tables

Report run on: January 16, 2007 2:56 PM

Page 174 of 191

PPS: SAC999C01 OPM: 999C PROFESSIONAL Path: ZP Effective: 07-JAN-07

Prev. Yr Rate .1791 Curr. Yr Rate: .1899 Loc. Diff: 1.00916 Gen. Inc.: 1.7 Issued: 21-DEC-06

Band	I	II	III	IV	V
GS Range	1-6	7-10	11-12	13-14	15-15
Interval					
01	0 - 0	42,849 - 53,198	56,369 - 70,025	79,665 - 98,649	110,736 - 125,500
02	35,872 - 40,667	53,199 - 60,960	70,026 - 80,266	98,650 - 112,887	125,501 - 136,573
03	40,668 - 46,633	60,961 - 66,135	80,267 - 87,094	112,888 - 122,379	136,574 - 143,955
04	46,634 - 48,032	66,136 - 68,119	87,095 - 89,707	122,380 - 126,050	143,956 - 145,400
05	48,033 - 49,473	68,120 - 70,163	89,708 - 92,398	126,051 - 129,832	145,400 - 145,400

Series:

0854 1550 2210

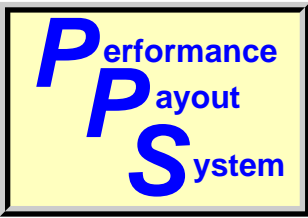
Titles:

Cities:

Counties:

Carson City NV 32 0000 510 Douglas Co. NV 32 0000 005 El Dorado Co. CA 06 0000 017
 Nevada Co. CA 06 0000 057 Placer Co. CA 06 0000 061 Sacramento Co. CA 06 0000 067
 Sutter Co. CA 06 0000 101 Yolo Co. CA 06 0000 113 Yuba Co. CA 06 0000 115

Locality Area: Sacramento--Arden-Arcade--Truckee, CA-NV



Special Pay Tables

Report run on: January 16, 2007 2:56 PM

Page 175 of 191

PPS: SACLEO

OPM: LEO ADMINISTRATIVE

Path: ZA

Effective:

07-JAN-07

Prev. Yr Rate .1791

Curr. Yr Rate: .1899

Loc. Diff: 1.00916

Gen. Inc.: 1.7

Issued: 21-DEC-06

Band	I	II	III	IV	V
GS Range	1-6	7-10	11-12	13-14	15-15
Interval					
01	19,788 - 33,147	42,803 - 53,926	55,894 - 69,761	79,665 - 98,649	110,736 - 125,500
02	33,148 - 43,166	53,927 - 62,268	69,762 - 80,161	98,650 - 112,887	125,501 - 136,573
03	43,167 - 49,845	62,269 - 67,830	80,162 - 87,094	112,888 - 122,379	136,574 - 143,955
04	49,846 - 51,340	67,831 - 69,865	87,095 - 89,707	122,380 - 126,050	143,956 - 145,400
05	51,341 - 52,880	69,866 - 71,961	89,708 - 92,398	126,051 - 129,832	145,400 - 145,400

Series:

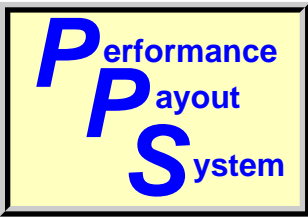
1811

Titles:

Cities:

Counties:

Locality Area: Sacramento--Arden-Arcade--Truckee, CA-NV



Special Pay Tables

Report run on: January 16, 2007 2:56 PM

Page 176 of 191

PPS: SD030501

OPM: 0305 PROFESSIONAL

Path: ZP

Effective:

07-JAN-07

Prev. Yr Rate .1917

Curr. Yr Rate: .2034

Loc. Diff: 1.00982

Gen. Inc.: 1.7

Issued: 21-DEC-06

Band	I	II	III	IV	V
GS Range	1-6	7-10	11-12	13-14	15-15
Interval					
01	29,893 - 30,977	38,196 - 50,947	56,529 - 70,553	80,569 - 99,768	111,992 - 126,840
02	30,978 - 39,200	50,948 - 60,510	70,554 - 81,070	99,769 - 114,167	126,841 - 137,976
03	39,201 - 44,682	60,511 - 66,885	81,071 - 88,082	114,168 - 123,767	137,977 - 145,400
04	44,683 - 46,022	66,886 - 68,892	88,083 - 90,724	123,768 - 127,480	145,400 - 145,400
05	46,023 - 47,403	68,893 - 70,959	90,725 - 93,446	127,481 - 131,304	145,400 - 145,400

Series:

0690

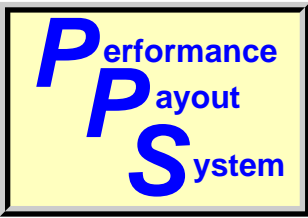
Titles:

Cities:

Counties:

San Diego Co. CA 06 0000 073

Locality Area: San Diego-Carlsbad-San Marcos, CA



Special Pay Tables

Report run on: January 16, 2007 2:56 PM

Page 177 of 191

PPS: SD041401

OPM: 0414 PROFESSIONAL

Path: ZP

Effective:

07-JAN-07

Prev. Yr Rate .1917

Curr. Yr Rate: .2034

Loc. Diff: 1.00982

Gen. Inc.: 1.7

Issued: 21-DEC-06

Band	I	II	III	IV	V
GS Range	1-6	7-10	11-12	13-14	15-15
Interval					
01	0 - 0	41,262 - 52,650	56,529 - 70,553	80,569 - 99,768	111,992 - 126,840
02	33,309 - 39,200	52,651 - 61,191	70,554 - 81,070	99,769 - 114,167	126,841 - 137,976
03	39,201 - 44,682	61,192 - 66,885	81,071 - 88,082	114,168 - 123,767	137,977 - 145,400
04	44,683 - 46,022	66,886 - 68,892	88,083 - 90,724	123,768 - 127,480	145,400 - 145,400
05	46,023 - 47,403	68,893 - 70,959	90,725 - 93,446	127,481 - 131,304	145,400 - 145,400

Series:

0801
0861

0808
0871

0810
0896

0819

0830

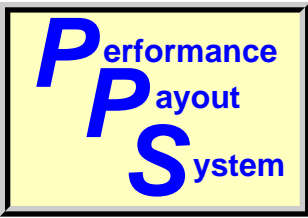
Titles:

Cities:

Counties:

San Diego Co. CA 06 0000 073

Locality Area: San Diego-Carlsbad-San Marcos, CA



Special Pay Tables

Report run on: January 16, 2007 2:56 PM

Page 178 of 191

PPS: SD042201

OPM: 0422 PROFESSIONAL

Path: ZP

Effective:

07-JAN-07

Prev. Yr Rate .1917

Curr. Yr Rate: .2034

Loc. Diff: 1.00982

Gen. Inc.: 1.7

Issued: 21-DEC-06

Band	I	II	III	IV	V
GS Range	1-6	7-10	11-12	13-14	15-15
Interval					
01	0 - 0	41,262 - 52,650	56,529 - 70,553	80,569 - 99,768	111,992 - 126,840
02	33,309 - 39,200	52,651 - 61,191	70,554 - 81,070	99,769 - 114,167	126,841 - 137,976
03	39,201 - 44,682	61,192 - 66,885	81,071 - 88,082	114,168 - 123,767	137,977 - 145,400
04	44,683 - 46,022	66,886 - 68,892	88,083 - 90,724	123,768 - 127,480	145,400 - 145,400
05	46,023 - 47,403	68,893 - 70,959	90,725 - 93,446	127,481 - 131,304	145,400 - 145,400

Series:

0850

0855

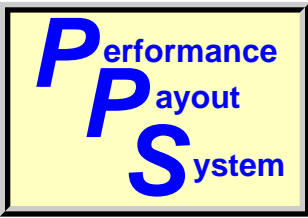
Titles:

Cities:

Counties:

San Diego Co. CA 06 0000 073

Locality Area: San Diego-Carlsbad-San Marcos, CA



Special Pay Tables

Report run on: January 16, 2007 2:56 PM

Page 179 of 191

PPS: SD983C03 OPM: 983C CLERICAL AND SUPPORT Path: ZS Effective: 07-JAN-07

Prev. Yr Rate .1917 Curr. Yr Rate: .2034 Loc. Diff: 1.00982 Gen. Inc.: 1.7 Issued: 21-DEC-06

Band	I	II	III	IV	V
GS Range	1-2	3-4	5-6	7-8	9-10
Interval					
01	20,013 - 23,701	31,376 - 35,557	35,104 - 42,110	43,484 - 50,968	49,306 - 57,529
02	23,702 - 26,468	35,558 - 38,693	42,111 - 47,365	50,969 - 56,581	57,530 - 63,696
03	26,469 - 28,312	38,694 - 40,784	47,366 - 50,868	56,582 - 60,323	63,697 - 67,808
04	28,313 - 29,161	40,785 - 42,008	50,869 - 52,394	60,324 - 62,133	67,809 - 69,842
05	29,162 - 30,036	42,009 - 43,268	52,395 - 53,966	62,134 - 63,997	69,843 - 71,937

Series:

0083

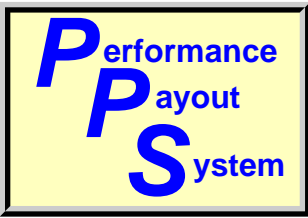
Titles:

Cities:

Counties:

San Diego Co. CA 06 0000 073

Locality Area: San Diego-Carlsbad-San Marcos, CA



Special Pay Tables

Report run on: January 16, 2007 2:56 PM

Page 180 of 191

PPS: SD999C01

OPM: 999C PROFESSIONAL

Path: ZP

Effective:

07-JAN-07

Prev. Yr Rate .1917

Curr. Yr Rate: .2034

Loc. Diff: 1.00982

Gen. Inc.: 1.7

Issued: 21-DEC-06

Band	I	II	III	IV	V
GS Range	1-6	7-10	11-12	13-14	15-15
Interval					
01	0 - 0	42,849 - 53,532	56,529 - 70,553	80,569 - 99,768	111,992 - 126,840
02	35,872 - 40,717	53,533 - 61,544	70,554 - 81,070	99,769 - 114,167	126,841 - 137,976
03	40,718 - 46,633	61,545 - 66,885	81,071 - 88,082	114,168 - 123,767	137,977 - 145,400
04	46,634 - 48,032	66,886 - 68,892	88,083 - 90,724	123,768 - 127,480	145,400 - 145,400
05	48,033 - 49,473	68,893 - 70,959	90,725 - 93,446	127,481 - 131,304	145,400 - 145,400

Series:

0854

1550

2210

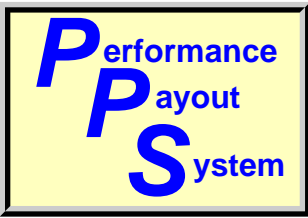
Titles:

Cities:

Counties:

San Diego Co. CA 06 0000 073

Locality Area: San Diego-Carlsbad-San Marcos, CA



Special Pay Tables

Report run on: January 16, 2007 2:56 PM

Page 181 of 191

PPS: SDLEO

OPM: LEO ADMINISTRATIVE

Path: ZA

Effective:

07-JAN-07

Prev. Yr Rate .1917

Curr. Yr Rate: .2034

Loc. Diff: 1.00982

Gen. Inc.: 1.7

Issued: 21-DEC-06

Band	I	II	III	IV	V
GS Range	1-6	7-10	11-12	13-14	15-15
Interval					
01	20,013 - 33,523	43,289 - 54,538	56,529 - 70,553	80,569 - 99,768	111,992 - 126,840
02	33,524 - 43,655	54,539 - 62,975	70,554 - 81,070	99,769 - 114,167	126,841 - 137,976
03	43,656 - 50,410	62,976 - 68,600	81,071 - 88,082	114,168 - 123,767	137,977 - 145,400
04	50,411 - 51,922	68,601 - 70,658	88,083 - 90,724	123,768 - 127,480	145,400 - 145,400
05	51,923 - 53,480	70,659 - 72,778	90,725 - 93,446	127,481 - 131,304	145,400 - 145,400

Series:

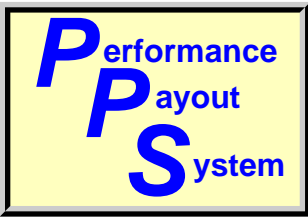
1811

Titles:

Cities:

Counties:

Locality Area: San Diego-Carlsbad-San Marcos, CA



Special Pay Tables

Report run on: January 16, 2007 2:56 PM

Page 182 of 191

PPS: SEA030501

OPM: 0305 PROFESSIONAL

Path: ZP

Effective:

07-JAN-07

Prev. Yr Rate .1793

Curr. Yr Rate: .1858

Loc. Diff: 1.00551

Gen. Inc.: 1.7

Issued: 21-DEC-06

Band	I	II	III	IV	V
GS Range	1-6	7-10	11-12	13-14	15-15
Interval					
01	29,893 - 30,524	37,637 - 50,201	55,702 - 69,520	79,390 - 98,309	110,354 - 125,067
02	30,525 - 38,627	50,202 - 59,625	69,521 - 79,884	98,310 - 112,498	125,068 - 136,102
03	38,628 - 44,029	59,626 - 65,907	79,885 - 86,793	112,499 - 121,957	136,103 - 143,459
04	44,030 - 45,350	65,908 - 67,884	86,794 - 89,397	121,958 - 125,616	143,460 - 145,400
05	45,351 - 46,711	67,885 - 69,921	89,398 - 92,079	125,617 - 129,384	145,400 - 145,400

Series:

0690

Titles:

Cities:

Counties:

Island Co. WA 53 0000 029

King Co. WA 53 0000 033

Kitsap Co. WA 53 0000 035

Mason Co. WA 53 0000 045

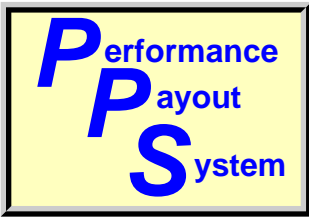
Pierce Co. WA 53 0000 053

Skagit Co. WA 53 0000 057

Snohomish Co. WA 53 0000 061

Thurston Co. WA 53 0000 067

Locality Area: **Seattle-Tacoma-Olympia, WA**



Special Pay Tables

Report run on: January 16, 2007 2:56 PM

Page 183 of 191

PPS: SEA041401

OPM: 0414 PROFESSIONAL

Path: ZP

Effective:

07-JAN-07

Prev. Yr Rate .1793

Curr. Yr Rate: .1858

Loc. Diff: 1.00551

Gen. Inc.: 1.7

Issued: 21-DEC-06

Band	I	II	III	IV	V
GS Range	1-6	7-10	11-12	13-14	15-15
Interval					
01	0 - 0	41,262 - 52,215	55,702 - 69,520	79,390 - 98,309	110,354 - 125,067
02	33,309 - 38,627	52,216 - 60,430	69,521 - 79,884	98,310 - 112,498	125,068 - 136,102
03	38,628 - 44,029	60,431 - 65,907	79,885 - 86,793	112,499 - 121,957	136,103 - 143,459
04	44,030 - 45,350	65,908 - 67,884	86,794 - 89,397	121,958 - 125,616	143,460 - 145,400
05	45,351 - 46,711	67,885 - 69,921	89,398 - 92,079	125,617 - 129,384	145,400 - 145,400

Series:

0801
0861

0808
0871

0810
0896

0819

0830

Titles:

Cities:

Counties:

Island Co. WA 53 0000 029

King Co. WA 53 0000 033

Kitsap Co. WA 53 0000 035

Mason Co. WA 53 0000 045

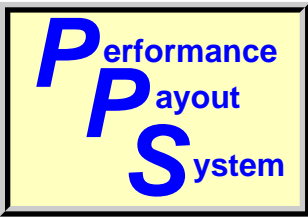
Pierce Co. WA 53 0000 053

Skagit Co. WA 53 0000 057

Snohomish Co. WA 53 0000 061

Thurston Co. WA 53 0000 067

Locality Area: **Seattle-Tacoma-Olympia, WA**



Special Pay Tables

Report run on: January 16, 2007 2:56 PM

Page 184 of 191

PPS: SEA042201

OPM: 0422 PROFESSIONAL

Path: ZP

Effective:

07-JAN-07

Prev. Yr Rate .1793

Curr. Yr Rate: .1858

Loc. Diff: 1.00551

Gen. Inc.: 1.7

Issued: 21-DEC-06

Band	I	II	III	IV	V
GS Range	1-6	7-10	11-12	13-14	15-15
Interval					
01	0 - 0	41,262 - 52,215	55,702 - 69,520	79,390 - 98,309	110,354 - 125,067
02	33,309 - 38,627	52,216 - 60,430	69,521 - 79,884	98,310 - 112,498	125,068 - 136,102
03	38,628 - 44,029	60,431 - 65,907	79,885 - 86,793	112,499 - 121,957	136,103 - 143,459
04	44,030 - 45,350	65,908 - 67,884	86,794 - 89,397	121,958 - 125,616	143,460 - 145,400
05	45,351 - 46,711	67,885 - 69,921	89,398 - 92,079	125,617 - 129,384	145,400 - 145,400

Series:

0850

0855

Titles:

Cities:

Counties:

Island Co. WA 53 0000 029

King Co. WA 53 0000 033

Kitsap Co. WA 53 0000 035

Mason Co. WA 53 0000 045

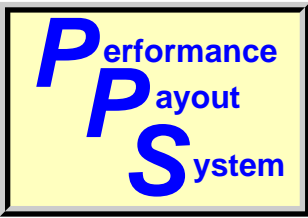
Pierce Co. WA 53 0000 053

Skagit Co. WA 53 0000 057

Snohomish Co. WA 53 0000 061

Thurston Co. WA 53 0000 067

Locality Area: **Seattle-Tacoma-Olympia, WA**



Special Pay Tables

Report run on: January 16, 2007 2:56 PM

Page 185 of 191

PPS: SEA999C01

OPM: 999C PROFESSIONAL

Path: ZP

Effective:

07-JAN-07

Prev. Yr Rate .1793

Curr. Yr Rate: .1858

Loc. Diff: 1.00551

Gen. Inc.: 1.7

Issued: 21-DEC-06

Band	I	II	III	IV	V
GS Range	1-6	7-10	11-12	13-14	15-15
Interval					
01	0 - 0	42,849 - 53,097	56,369 - 69,891	79,390 - 98,309	110,354 - 125,067
02	35,872 - 40,652	53,098 - 60,783	69,892 - 80,032	98,310 - 112,498	125,068 - 136,102
03	40,653 - 46,633	60,784 - 65,907	80,033 - 86,793	112,499 - 121,957	136,103 - 143,459
04	46,634 - 48,032	65,908 - 67,884	86,794 - 89,397	121,958 - 125,616	143,460 - 145,400
05	48,033 - 49,473	67,885 - 69,921	89,398 - 92,079	125,617 - 129,384	145,400 - 145,400

Series:

0854

1550

2210

Titles:

Cities:

Counties:

Island Co. WA 53 0000 029

King Co. WA 53 0000 033

Kitsap Co. WA 53 0000 035

Mason Co. WA 53 0000 045

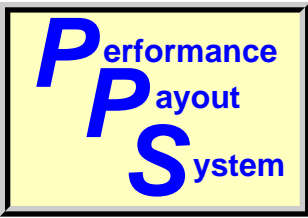
Pierce Co. WA 53 0000 053

Skagit Co. WA 53 0000 057

Snohomish Co. WA 53 0000 061

Thurston Co. WA 53 0000 067

Locality Area: **Seattle-Tacoma-Olympia, WA**



Special Pay Tables

Report run on: January 16, 2007 2:56 PM

Page 186 of 191

PPS: SEALEO

OPM: LEO ADMINISTRATIVE

Path: ZA

Effective:

07-JAN-07

Prev. Yr Rate .1793

Curr. Yr Rate: .1858

Loc. Diff: 1.00551

Gen. Inc.: 1.7

Issued: 21-DEC-06

Band	I	II	III	IV	V
GS Range	1-6	7-10	11-12	13-14	15-15
Interval					
01	19,720 - 33,032	42,656 - 53,741	55,702 - 69,520	79,390 - 98,309	110,354 - 125,067
02	33,033 - 43,017	53,742 - 62,055	69,521 - 79,884	98,310 - 112,498	125,068 - 136,102
03	43,018 - 49,673	62,056 - 67,597	79,885 - 86,793	112,499 - 121,957	136,103 - 143,459
04	49,674 - 51,163	67,598 - 69,625	86,794 - 89,397	121,958 - 125,616	143,460 - 145,400
05	51,164 - 52,698	69,626 - 71,714	89,398 - 92,079	125,617 - 129,384	145,400 - 145,400

Series:

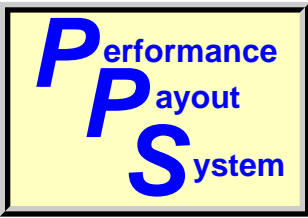
1811

Titles:

Cities:

Counties:

Locality Area: **Seattle-Tacoma-Olympia, WA**



Special Pay Tables

Report run on: January 16, 2007 2:56 PM

Page 187 of 191

PPS: SF030501

OPM: 0305 PROFESSIONAL

Path: ZP

Effective:

07-JAN-07

Prev. Yr Rate .2868

Curr. Yr Rate: .3033

Loc. Diff: 1.01282

Gen. Inc.: 1.7

Issued: 21-DEC-06

Band	I	II	III	IV	V
GS Range	1-6	7-10	11-12	13-14	15-15
Interval					
01	29,893 - 33,549	41,367 - 55,176	61,221 - 76,409	87,257 - 108,050	121,289 - 132,005
02	33,550 - 42,455	55,177 - 65,533	76,410 - 87,800	108,051 - 123,645	132,006 - 140,042
03	42,456 - 48,392	65,534 - 72,437	87,801 - 95,394	123,646 - 134,042	140,043 - 145,400
04	48,393 - 49,844	72,438 - 74,610	95,395 - 98,256	134,043 - 138,063	145,400 - 145,400
05	49,845 - 51,339	74,611 - 76,848	98,257 - 101,204	138,064 - 142,205	145,400 - 145,400

Series:

0690

Titles:

Cities:

Counties:

Alameda Co. CA 06 0000 001

Contra Costa Co. CA 06 0000 013

Marin Co. CA 06 0000 041

Monterey Co. CA 06 0000 053

Napa Co. CA 06 0000 055

San Benito Co. CA 06 0000 069

San Francisco Co. CA 06 0000 075

San Joaquin Co. CA 06 0000 077

San Mateo Co. CA 06 0000 081

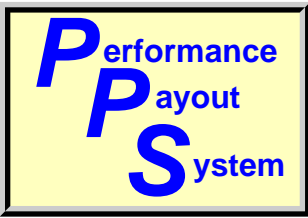
Santa Clara Co. CA 06 0000 085

Santa Cruz Co. CA 06 0000 087

Solano Co. CA 06 0000 095

Sonoma Co. CA 06 0000 097

Locality Area: **San Jose-San Francisco-Oakland, CA**



Special Pay Tables

Report run on: January 16, 2007 2:56 PM

Page 188 of 191

PPS: SF041401

OPM: 0414 PROFESSIONAL

Path: ZP

Effective:

07-JAN-07

Prev. Yr Rate .2868

Curr. Yr Rate: .3033

Loc. Diff: 1.01282

Gen. Inc.: 1.7

Issued: 21-DEC-06

Band	I	II	III	IV	V
GS Range	1-6	7-10	11-12	13-14	15-15
Interval					
01	33,309 - 33,549	41,367 - 55,176	61,221 - 76,409	87,257 - 108,050	121,289 - 132,005
02	33,550 - 42,455	55,177 - 65,533	76,410 - 87,800	108,051 - 123,645	132,006 - 140,042
03	42,456 - 48,392	65,534 - 72,437	87,801 - 95,394	123,646 - 134,042	140,043 - 145,400
04	48,393 - 49,844	72,438 - 74,610	95,395 - 98,256	134,043 - 138,063	145,400 - 145,400
05	49,845 - 51,339	74,611 - 76,848	98,257 - 101,204	138,064 - 142,205	145,400 - 145,400

Series:

0801
0861

0808
0871

0810
0896

0819

0830

Titles:

Cities:

Counties:

Alameda Co. CA 06 0000 001

Contra Costa Co. CA 06 0000 013

Marin Co. CA 06 0000 041

Monterey Co. CA 06 0000 053

Napa Co. CA 06 0000 055

San Benito Co. CA 06 0000 069

San Francisco Co. CA 06 0000 075

San Joaquin Co. CA 06 0000 077

San Mateo Co. CA 06 0000 081

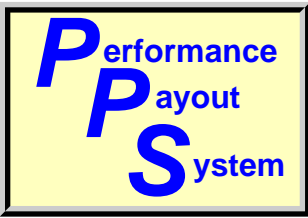
Santa Clara Co. CA 06 0000 085

Santa Cruz Co. CA 06 0000 087

Solano Co. CA 06 0000 095

Sonoma Co. CA 06 0000 097

Locality Area: **San Jose-San Francisco-Oakland, CA**



Special Pay Tables

Report run on: January 16, 2007 2:56 PM

Page 189 of 191

PPS: SF042201

OPM: 0422 PROFESSIONAL

Path: ZP

Effective:

07-JAN-07

Prev. Yr Rate .2868

Curr. Yr Rate: .3033

Loc. Diff: 1.01282

Gen. Inc.: 1.7

Issued: 21-DEC-06

Band	I	II	III	IV	V
GS Range	1-6	7-10	11-12	13-14	15-15
Interval					
01	33,309 - 33,549	41,367 - 55,176	61,221 - 76,409	87,257 - 108,050	121,289 - 132,005
02	33,550 - 42,455	55,177 - 65,533	76,410 - 87,800	108,051 - 123,645	132,006 - 140,042
03	42,456 - 48,392	65,534 - 72,437	87,801 - 95,394	123,646 - 134,042	140,043 - 145,400
04	48,393 - 49,844	72,438 - 74,610	95,395 - 98,256	134,043 - 138,063	145,400 - 145,400
05	49,845 - 51,339	74,611 - 76,848	98,257 - 101,204	138,064 - 142,205	145,400 - 145,400

Series:

0850

0855

Titles:

Cities:

Counties:

Alameda Co. CA 06 0000 001

Contra Costa Co. CA 06 0000 013

Marin Co. CA 06 0000 041

Monterey Co. CA 06 0000 053

Napa Co. CA 06 0000 055

San Benito Co. CA 06 0000 069

San Francisco Co. CA 06 0000 075

San Joaquin Co. CA 06 0000 077

San Mateo Co. CA 06 0000 081

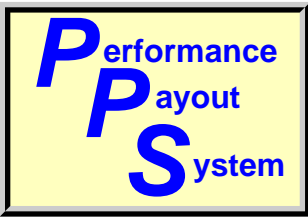
Santa Clara Co. CA 06 0000 085

Santa Cruz Co. CA 06 0000 087

Solano Co. CA 06 0000 095

Sonoma Co. CA 06 0000 097

Locality Area: **San Jose-San Francisco-Oakland, CA**



Special Pay Tables

Report run on: January 16, 2007 2:56 PM

Page 190 of 191

PPS: SF999F01

OPM: 999F PROFESSIONAL

Path: ZP

Effective:

07-JAN-07

Prev. Yr Rate .2868

Curr. Yr Rate: .3033

Loc. Diff: 1.01282

Gen. Inc.: 1.7

Issued: 21-DEC-06

Band	I	II	III	IV	V
GS Range	1-6	7-10	11-12	13-14	15-15
Interval					
01	0 - 0	45,706 - 57,586	61,221 - 76,409	87,257 - 108,050	121,289 - 132,005
02	38,178 - 43,418	57,587 - 66,497	76,410 - 87,800	108,051 - 123,645	132,006 - 140,042
03	43,419 - 49,630	66,498 - 72,437	87,801 - 95,394	123,646 - 134,042	140,043 - 145,400
04	49,631 - 51,119	72,438 - 74,610	95,395 - 98,256	134,043 - 138,063	145,400 - 145,400
05	51,120 - 52,653	74,611 - 76,848	98,257 - 101,204	138,064 - 142,205	145,400 - 145,400

Series:

0854

1550

2210

Titles:

Cities:

Counties:

Alameda Co. CA 06 0000 001

Contra Costa Co. CA 06 0000 013

Marin Co. CA 06 0000 041

Monterey Co. CA 06 0000 053

Napa Co. CA 06 0000 055

San Benito Co. CA 06 0000 069

San Francisco Co. CA 06 0000 075

San Joaquin Co. CA 06 0000 077

San Mateo Co. CA 06 0000 081

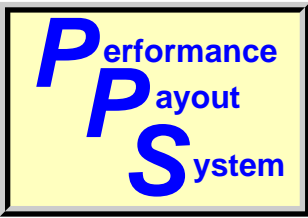
Santa Clara Co. CA 06 0000 085

Santa Cruz Co. CA 06 0000 087

Solano Co. CA 06 0000 095

Sonoma Co. CA 06 0000 097

Locality Area: **San Jose-San Francisco-Oakland, CA**



Special Pay Tables

Report run on: January 16, 2007 2:56 PM

Page 191 of 191

PPS: SFLEO

OPM: LEO ADMINISTRATIVE

Path: ZA

Effective:

07-JAN-07

Prev. Yr Rate .2868

Curr. Yr Rate: .3033

Loc. Diff: 1.01282

Gen. Inc.: 1.7

Issued: 21-DEC-06

Band	I	II	III	IV	V
GS Range	1-6	7-10	11-12	13-14	15-15
Interval					
01	21,674 - 36,306	46,882 - 59,066	61,221 - 76,409	87,257 - 108,050	121,289 - 132,005
02	36,307 - 47,279	59,067 - 68,203	76,410 - 87,800	108,051 - 123,645	132,006 - 140,042
03	47,280 - 54,595	68,204 - 74,295	87,801 - 95,394	123,646 - 134,042	140,043 - 145,400
04	54,596 - 56,233	74,296 - 76,524	95,395 - 98,256	134,043 - 138,063	145,400 - 145,400
05	56,234 - 57,920	76,525 - 78,820	98,257 - 101,204	138,064 - 142,205	145,400 - 145,400

Series:

1811

Titles:

Cities:

Counties:

Locality Area: San Jose-San Francisco-Oakland, CA