



# Special Pay Tables

Report Run On: January 07, 2014

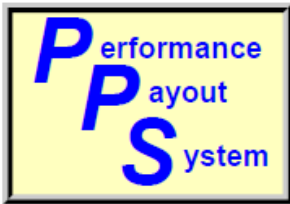
Page 1 of 169

PPS: AK015902 OPM: 0159 ADMINISTRATIVE Path: ZA Effective:01-Jan-14  
 Prev. Yr Rate: 0.2469 Curr. Yr Rate: 0.2469 Loc. Diff: 1.00 Gen. Inc. 1.00 Issued:24-Dec-13

Band:	I	II	III	IV	V
Gs Range:	1-6	7-10	11-12	13-14	15-15
Interval					
01	26,934 - 34,703	42,792 - 57,078	63,330 - 79,040	90,264 - 111,773	125,468 - 139,527
02	34,704 - 43,915	57,079 - 67,793	79,041 - 90,822	111,774 - 127,905	139,528 - 150,071
03	43,916 - 50,056	67,794 - 74,936	90,823 - 98,677	127,906 - 138,659	150,072 - 157,100
04	50,057 - 51,558	74,937 - 77,184	98,678 - 101,637	138,660 - 142,819	157,100 - 157,100
05	51,559 - 53,105	77,185 - 79,500	101,638 - 104,686	142,820 - 147,104	157,100 - 157,100

Series: 1001 1101  
 2001 2101

Locality Area: Alaska



# Special Pay Tables

Report Run On: January 07, 2014

Page 2 of 169

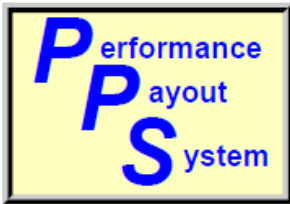
PPS: AK015903 OPM: 0159 CLERICAL AND SUPPORT Path: ZS Effective:01-Jan-14  
 Prev. Yr Rate: 0.2469 Curr. Yr Rate: 0.2469 Loc. Diff: 1.00 Gen. Inc.1.00 Issued:24-Dec-13

Band:	I	II	III	IV	V
Gs Range:	1-2	3-4	5-6	7-8	9-10
Interval					
01	26,934 - 28,872	31,179 - 34,218	36,393 - 41,439	42,792 - 51,155	52,344 - 62,385
02	28,873 - 33,710	34,219 - 39,253	41,440 - 46,609	51,156 - 57,427	62,386 - 69,916
03	33,711 - 36,936	39,254 - 42,610	46,610 - 50,056	57,428 - 61,609	69,917 - 74,936
04	36,937 - 38,044	42,611 - 43,888	50,057 - 51,558	61,610 - 63,457	74,937 - 77,184
05	38,045 - 39,185	43,889 - 45,205	51,559 - 53,105	63,458 - 65,361	77,185 - 79,500

**Series:**

0203	0303
0305	0309
0318	0322
0326	0335
0350	0351
0356	0361
0503	0525
0544	0561
0963	1001
1087	1101
1106	1411
1421	1802
2005	

Locality Area: Alaska



# Special Pay Tables

Report Run On: January 07, 2014

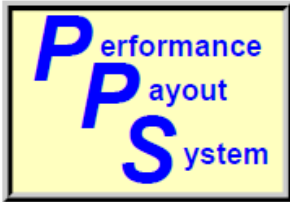
Page 3 of 169

PPS: AK015904 OPM: 0159 SCIENTIFIC & TECHNICAL Path: ZT Effective:01-Jan-14  
 Prev. Yr Rate: 0.2469 Curr. Yr Rate: 0.2469 Loc. Diff: 1.00 Gen. Inc. 1.00 Issued:24-Dec-13

Band:	I	II	III	IV	V
Gs Range:	1-4	5-8	9-10	11-12	13-13
Interval					
01	26,934 - 31,394	36,393 - 46,573	52,344 - 62,385	63,330 - 79,040	90,264 - 102,299
02	31,395 - 38,124	46,574 - 55,595	62,386 - 69,916	79,041 - 90,822	102,300 - 111,325
03	38,125 - 42,610	55,596 - 61,609	69,917 - 74,936	90,823 - 98,677	111,326 - 117,343
04	42,611 - 43,888	61,610 - 63,457	74,937 - 77,184	98,678 - 101,637	117,344 - 120,863
05	43,889 - 45,205	63,458 - 65,361	77,185 - 79,500	101,638 - 104,686	120,864 - 124,489

Series: 0332 1531

Locality Area: Alaska



# Special Pay Tables

Report Run On: January 07, 2014

Page 4 of 169

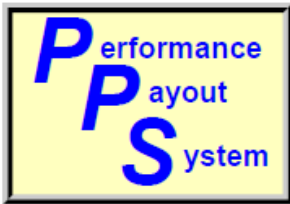
PPS: AK305A01 OPM: 305A PROFESSIONAL Path: ZP Effective:01-Jan-14  
 Prev. Yr Rate: 0.2469 Curr. Yr Rate: 0.2469 Loc. Diff: 1.00 Gen. Inc. 1.00 Issued:24-Dec-13

Band:	I	II	III	IV	V
Gs Range:	1-6	7-10	11-12	13-14	15-15
Interval					
01	0 - 0	47,368 - 59,133	66,716 - 79,942	90,264 - 111,773	125,468 - 139,527
02	39,165 - 43,915	59,134 - 71,389	79,943 - 92,400	111,774 - 127,905	139,528 - 150,071
03	43,916 - 50,056	71,390 - 79,559	92,401 - 100,706	127,906 - 138,659	150,072 - 157,100
04	50,057 - 51,558	79,560 - 81,946	100,707 - 103,727	138,660 - 142,819	157,100 - 157,100
05	51,559 - 53,105	81,947 - 84,404	103,728 - 106,839	142,820 - 147,104	157,100 - 157,100

Series: 0690

Counties: State of Alaska 02 0000 000

Locality Area: Alaska



# Special Pay Tables

Report Run On: January 07, 2014

Page 5 of 169

PPS: AK414A01 OPM: 414A PROFESSIONAL Path: ZP Effective:01-Jan-14  
 Prev. Yr Rate: 0.2469 Curr. Yr Rate: 0.2469 Loc. Diff: 1.00 Gen. Inc. 1.00 Issued:24-Dec-13

Band:	I	II	III	IV	V
Gs Range:	1-6	7-10	11-12	13-14	15-15
Interval					
01	0 - 0	53,088 - 59,611	70,102 - 79,942	90,264 - 111,773	125,468 - 139,527
02	42,861 - 46,384	59,612 - 72,225	79,943 - 92,400	111,774 - 127,905	139,528 - 150,071
03	46,385 - 53,231	72,226 - 80,634	92,401 - 100,706	127,906 - 138,659	150,072 - 157,100
04	53,232 - 54,828	80,635 - 83,053	100,707 - 103,727	138,660 - 142,819	157,100 - 157,100
05	54,829 - 56,473	83,054 - 85,545	103,728 - 106,839	142,820 - 147,104	157,100 - 157,100

**Series:** 0801 0808  
 0810 0819  
 0830 0861  
 0871 0896

**Counties:** State of Alaska 02 0000 000  
**Locality Area:** Alaska



# Special Pay Tables

Report Run On: January 07, 2014

Page 6 of 169

PPS: AK422A01 OPM: 422A PROFESSIONAL Path: ZP Effective:01-Jan-14  
 Prev. Yr Rate: 0.2469 Curr. Yr Rate: 0.2469 Loc. Diff: 1.00 Gen. Inc. 1.00 Issued:24-Dec-13

Band:	I	II	III	IV	V
Gs Range:	1-6	7-10	11-12	13-14	15-15
Interval					
01	0 - 0	53,088 - 59,611	71,795 - 81,745	90,264 - 111,773	125,468 - 139,527
02	42,861 - 46,384	59,612 - 72,225	81,746 - 95,556	111,774 - 127,905	139,528 - 150,071
03	46,385 - 53,231	72,226 - 80,634	95,557 - 104,764	127,906 - 138,659	150,072 - 157,100
04	53,232 - 54,828	80,635 - 83,053	104,765 - 107,907	138,660 - 142,819	157,100 - 157,100
05	54,829 - 56,473	83,054 - 85,545	107,908 - 111,144	142,820 - 147,104	157,100 - 157,100

Series: 0850 0855

Counties: State of Alaska 02 0000 000

Locality Area: Alaska



# Special Pay Tables

Report Run On: January 07, 2014

Page 7 of 169

PPS: AK99AA01 OPM: 99AA PROFESSIONAL Path: ZP Effective:01-Jan-14  
 Prev. Yr Rate: 0.2469 Curr. Yr Rate: 0.2469 Loc. Diff: 1.00 Gen. Inc. 1.00 Issued:24-Dec-13

Band:	I	II	III	IV	V
Gs Range:	1-6	7-10	11-12	13-14	15-15
Interval					
01	0 - 0	53,088 - 61,291	71,964 - 82,557	90,264 - 111,773	125,468 - 139,527
02	42,857 - 48,321	61,292 - 75,165	82,558 - 96,977	111,774 - 127,905	139,528 - 150,071
03	48,322 - 55,721	75,166 - 84,414	96,978 - 106,591	127,906 - 138,659	150,072 - 157,100
04	55,722 - 57,393	84,415 - 86,946	106,592 - 109,789	138,660 - 142,819	157,100 - 157,100
05	57,394 - 59,115	86,947 - 89,554	109,790 - 113,083	142,820 - 147,104	157,100 - 157,100

Series: 0854 1550  
 2210

Counties: State of Alaska 02 0000 000

Locality Area: Alaska



# Special Pay Tables

Report Run On: January 07, 2014

Page 8 of 169

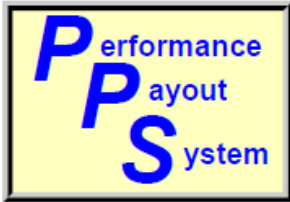
PPS: AKLEO    OPM: LEO    ADMINISTRATIVE    Path: ZA    Effective:01-Jan-14  
 Prev. Yr Rate: 0.2469    Curr. Yr Rate: 0.2469    Loc. Diff: 1.00    Gen. Inc. 1.00    Issued:24-Dec-13

Band:	I	II	III	IV	V
Gs Range:	1-6	7-10	11-12	13-14	15-15
Interval					
01	22,421 - 37,554	48,498 - 61,102	63,330 - 79,040	90,264 - 111,773	125,468 - 139,527
02	37,555 - 48,904	61,103 - 70,556	79,041 - 90,822	111,774 - 127,905	139,528 - 150,071
03	48,905 - 56,471	70,557 - 76,858	90,823 - 98,677	127,906 - 138,659	150,072 - 157,100
04	56,472 - 58,165	76,859 - 79,164	98,678 - 101,637	138,660 - 142,819	157,100 - 157,100
05	58,166 - 59,910	79,165 - 81,539	101,638 - 104,686	142,820 - 147,104	157,100 - 157,100

Series: 1811

Locality Area: Alaska





# Special Pay Tables

Report Run On: January 07, 2014

Page 9 of 169

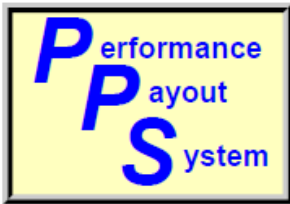
PPS: ATL007203 OPM: 0072 CLERICAL AND SUPPORT Path: ZS Effective:01-Jan-14  
 Prev. Yr Rate: 0.1929 Curr. Yr Rate: 0.1929 Loc. Diff: 1.00 Gen. Inc. 1.00 Issued:24-Dec-13

Band:	I	II	III	IV	V
Gs Range:	1-2	3-4	5-6	7-8	9-10
Interval					
01	25,439 - 25,831	28,673 - 31,684	33,049 - 39,644	40,939 - 48,940	50,077 - 59,683
02	25,832 - 29,117	31,685 - 35,712	39,645 - 44,590	48,941 - 54,941	59,684 - 66,888
03	29,118 - 31,307	35,713 - 38,397	44,591 - 47,888	54,942 - 58,941	66,889 - 71,691
04	31,308 - 32,246	38,398 - 39,549	47,889 - 49,325	58,942 - 60,709	71,692 - 73,842
05	32,247 - 33,213	39,550 - 40,735	49,326 - 50,805	60,710 - 62,530	73,843 - 76,057

Series: 0356

Counties: Cobb Co. GA 13 0000 067 Clayton Co. GA 13 0000 063 DeKalb Co. GA 13 0000 089  
 Fulton Co. GA 13 0000 121 Douglas Co. GA 13 0000 097 Gwinnett Co. GA 13 0000 135  
 Rockdale Co. GA 13 0000 247

Locality Area: Atlanta-Sandy Springs-Gainesville, GA-AL



# Special Pay Tables

Report Run On: January 07, 2014

Page 10 of 169

PPS: ATL041401 OPM: 0414 PROFESSIONAL Path: ZP Effective:01-Jan-14  
 Prev. Yr Rate: 0.1929 Curr. Yr Rate: 0.1929 Loc. Diff: 1.00 Gen. Inc. 1.00 Issued:24-Dec-13

Band:	I	II	III	IV	V
Gs Range:	1-6	7-10	11-12	13-14	15-15
Interval					
01	0 - 0	44,615 - 54,607	60,587 - 75,617	86,355 - 106,932	120,034 - 136,038
02	36,021 - 42,013	54,608 - 64,857	75,618 - 86,889	106,933 - 122,365	136,039 - 148,041
03	42,014 - 47,888	64,858 - 71,691	86,890 - 94,404	122,366 - 132,654	148,042 - 156,043
04	47,889 - 49,325	71,692 - 73,842	94,405 - 97,236	132,655 - 136,634	156,044 - 157,100
05	49,326 - 50,805	73,843 - 76,057	97,237 - 100,153	136,635 - 140,733	157,100 - 157,100

**Series:** 0801 0808  
 0810 0819  
 0830 0861  
 0871 0896

Locality Area: Atlanta-Sandy Springs-Gainesville, GA-AL



# Special Pay Tables

Report Run On: January 07, 2014

Page 11 of 169

PPS: ATL042201 OPM: 0422 PROFESSIONAL Path: ZP Effective:01-Jan-14  
 Prev. Yr Rate: 0.1929 Curr. Yr Rate: 0.1929 Loc. Diff: 1.00 Gen. Inc. 1.00 Issued:24-Dec-13

Band:	I	II	III	IV	V
Gs Range:	1-6	7-10	11-12	13-14	15-15
Interval					
01	0 - 0	44,615 - 54,607	60,587 - 75,617	86,355 - 106,932	120,034 - 136,038
02	36,021 - 42,013	54,608 - 64,857	75,618 - 86,889	106,933 - 122,365	136,039 - 148,041
03	42,014 - 47,888	64,858 - 71,691	86,890 - 94,404	122,366 - 132,654	148,042 - 156,043
04	47,889 - 49,325	71,692 - 73,842	94,405 - 97,236	132,655 - 136,634	156,044 - 157,100
05	49,326 - 50,805	73,843 - 76,057	97,237 - 100,153	136,635 - 140,733	157,100 - 157,100

Series: 0850 0855

Locality Area: Atlanta-Sandy Springs-Gainesville, GA-AL



# Special Pay Tables

Report Run On: January 07, 2014

Page 12 of 169

PPS: ATL999B01 OPM: 999B PROFESSIONAL Path: ZP Effective:01-Jan-14  
 Prev. Yr Rate: 0.1929 Curr. Yr Rate: 0.1929 Loc. Diff: 1.00 Gen. Inc. 1.00 Issued:24-Dec-13

Band:	I	II	III	IV	V
Gs Range:	1-6	7-10	11-12	13-14	15-15
Interval					
01	0 - 0	45,644 - 54,607	60,587 - 75,617	86,355 - 106,932	120,034 - 136,038
02	38,233 - 43,429	54,608 - 64,857	75,618 - 86,889	106,933 - 122,365	136,039 - 148,041
03	43,430 - 49,709	64,858 - 71,691	86,890 - 94,404	122,366 - 132,654	148,042 - 156,043
04	49,710 - 51,200	71,692 - 73,842	94,405 - 97,236	132,655 - 136,634	156,044 - 157,100
05	51,201 - 52,736	73,843 - 76,057	97,237 - 100,153	136,635 - 140,733	157,100 - 157,100

Series: 0854 1550  
 2210

Locality Area: Atlanta-Sandy Springs-Gainesville, GA-AL



# Special Pay Tables

Report Run On: January 07, 2014

Page 13 of 169

PPS: ATLEO OPM: LEO ADMINISTRATIVE Path: ZA Effective:01-Jan-14  
 Prev. Yr Rate: 0.1929 Curr. Yr Rate: 0.1929 Loc. Diff: 1.00 Gen. Inc. 1.00 Issued:24-Dec-13

Band:	I	II	III	IV	V
Gs Range:	1-6	7-10	11-12	13-14	15-15
Interval					
01	21,450 - 35,928	46,398 - 58,456	60,587 - 75,617	86,355 - 106,932	120,034 - 136,038
02	35,929 - 46,786	58,457 - 67,500	75,618 - 86,889	106,933 - 122,365	136,039 - 148,041
03	46,787 - 54,025	67,501 - 73,529	86,890 - 94,404	122,366 - 132,654	148,042 - 156,043
04	54,026 - 55,646	73,530 - 75,735	94,405 - 97,236	132,655 - 136,634	156,044 - 157,100
05	55,647 - 57,315	75,736 - 78,007	97,237 - 100,153	136,635 - 140,733	157,100 - 157,100

Series: 1811

Locality Area: Atlanta-Sandy Springs-Gainesville, GA-AL



# Special Pay Tables

Report Run On: January 07, 2014

Page 14 of 169

PPS: BOS002302 OPM: 0023 ADMINISTRATIVE Path: ZA Effective:01-Jan-14  
 Prev. Yr Rate: 0.2480 Curr. Yr Rate: 0.2480 Loc. Diff: 1.00 Gen. Inc. 1.00 Issued:24-Dec-13

Band:	I	II	III	IV	V
Gs Range:	1-6	7-10	11-12	13-14	15-15
Interval					
01	25,439 - 34,733	42,830 - 57,129	63,386 - 79,110	90,344 - 111,872	125,579 - 139,588
02	34,734 - 43,953	57,130 - 67,853	79,111 - 90,902	111,873 - 128,017	139,589 - 150,095
03	43,954 - 50,100	67,854 - 75,002	90,903 - 98,764	128,018 - 138,781	150,096 - 157,100
04	50,101 - 51,603	75,003 - 77,252	98,765 - 101,727	138,782 - 142,944	157,100 - 157,100
05	51,604 - 53,151	77,253 - 79,570	101,728 - 104,779	142,945 - 147,232	157,100 - 157,100

Series: 1001 1101  
 1152

Counties: Middlesex Co. MA 25 0000 017 Essex Co. MA 25 0000 009 Norfolk Co. MA 25 0000 021  
 Suffolk Co. MA 25 0000 025 Plymouth Co. MA 25 0000 023 Worcester Co. MA 25 0000 027

Locality Area: Boston-Worcester-Manchester, MA-NH-RI-ME



# Special Pay Tables

Report Run On: January 07, 2014

Page 15 of 169

PPS: BOS002303 OPM: 0023 CLERICAL AND SUPPORT Path: ZS Effective:01-Jan-14  
 Prev. Yr Rate: 0.2480 Curr. Yr Rate: 0.2480 Loc. Diff: 1.00 Gen. Inc. 1.00 Issued:24-Dec-13

Band:	I	II	III	IV	V
Gs Range:	1-2	3-4	5-6	7-8	9-10
Interval					
01	25,439 - 26,577	27,528 - 33,147	34,576 - 41,476	42,830 - 51,201	52,390 - 62,440
02	26,578 - 29,680	33,148 - 37,361	41,477 - 46,650	51,202 - 57,479	62,441 - 69,977
03	29,681 - 31,748	37,362 - 40,171	46,651 - 50,100	57,480 - 61,664	69,978 - 75,002
04	31,749 - 32,700	40,172 - 41,376	50,101 - 51,603	61,665 - 63,514	75,003 - 77,252
05	32,701 - 33,681	41,377 - 42,617	51,604 - 53,151	63,515 - 65,419	77,253 - 79,570

**Series:**

0029	0086
0119	0203
0303	0305
0309	0318
0322	0326
0335	0344
0350	0351
0356	0503
0525	0544
0561	0963
1001	1087
1101	1105
1106	1411
1421	1802
2005	2102

**Titles:**

DATA TRANSCRIPTION	OFFICE AUTOMATION
STENOGRAPY OR TYPING	TYPING

**Counties:** Middlesex Co. MA 25 0000 017 Essex Co. MA 25 0000 009 Norfolk Co. MA 25 0000 021  
 Suffolk Co. MA 25 0000 025 Plymouth Co. MA 25 0000 023 Worcester Co. MA 25 0000 027

**Locality Area: Boston-Worcester-Manchester, MA-NH-RI-ME**



# Special Pay Tables

Report Run On: January 07, 2014

Page 16 of 169

PPS: BOS002304 OPM: 0023 SCIENTIFIC & TECHNICAL Path: ZT Effective:01-Jan-14  
 Prev. Yr Rate: 0.2480 Curr. Yr Rate: 0.2480 Loc. Diff: 1.00 Gen. Inc. 1.00 Issued:24-Dec-13

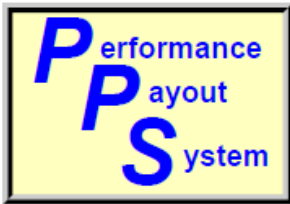
Band:	I	II	III	IV	V
Gs Range:	1-4	5-8	9-10	11-12	13-13
Interval					
01	25,439 - 30,320	34,576 - 46,615	52,390 - 62,440	63,386 - 79,110	90,344 - 102,390
02	30,321 - 36,231	46,616 - 55,644	62,441 - 69,977	79,111 - 90,902	102,391 - 111,424
03	36,232 - 40,171	55,645 - 61,664	69,978 - 75,002	90,903 - 98,764	111,425 - 117,447
04	40,172 - 41,376	61,665 - 63,514	75,003 - 77,252	98,765 - 101,727	117,448 - 120,970
05	41,377 - 42,617	63,515 - 65,419	77,253 - 79,570	101,728 - 104,779	120,971 - 124,599

Series: 0332 0392  
 1531

Counties: Middlesex Co. MA 25 0000 017 Essex Co. MA 25 0000 009 Norfolk Co. MA 25 0000 021  
 Suffolk Co. MA 25 0000 025 Plymouth Co. MA 25 0000 023 Worcester Co. MA 25 0000 027

Locality Area: Boston-Worcester-Manchester, MA-NH-RI-ME





# Special Pay Tables

Report Run On: January 07, 2014

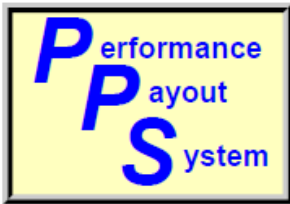
Page 17 of 169

PPS: BOS041401 OPM: 0414 PROFESSIONAL Path: ZP Effective:01-Jan-14  
 Prev. Yr Rate: 0.2480 Curr. Yr Rate: 0.2480 Loc. Diff: 1.00 Gen. Inc. 1.00 Issued:24-Dec-13

Band:	I	II	III	IV	V
Gs Range:	1-6	7-10	11-12	13-14	15-15
Interval					
01	0 - 0	44,615 - 57,129	63,386 - 79,110	90,344 - 111,872	125,579 - 139,588
02	36,021 - 43,953	57,130 - 67,853	79,111 - 90,902	111,873 - 128,017	139,589 - 150,095
03	43,954 - 50,100	67,854 - 75,002	90,903 - 98,764	128,018 - 138,781	150,096 - 157,100
04	50,101 - 51,603	75,003 - 77,252	98,765 - 101,727	138,782 - 142,944	157,100 - 157,100
05	51,604 - 53,151	77,253 - 79,570	101,728 - 104,779	142,945 - 147,232	157,100 - 157,100

**Series:** 0801 0808  
 0810 0819  
 0830 0861  
 0871 0896

Locality Area: Boston-Worcester-Manchester, MA-NH-RI-ME



# Special Pay Tables

Report Run On: January 07, 2014

Page 18 of 169

PPS: BOS042201 OPM: 0422 PROFESSIONAL Path: ZP Effective:01-Jan-14  
 Prev. Yr Rate: 0.2480 Curr. Yr Rate: 0.2480 Loc. Diff: 1.00 Gen. Inc. 1.00 Issued:24-Dec-13

Band:	I	II	III	IV	V
Gs Range:	1-6	7-10	11-12	13-14	15-15
Interval					
01	0 - 0	44,615 - 57,129	63,386 - 79,110	90,344 - 111,872	125,579 - 139,588
02	36,021 - 43,953	57,130 - 67,853	79,111 - 90,902	111,873 - 128,017	139,589 - 150,095
03	43,954 - 50,100	67,854 - 75,002	90,903 - 98,764	128,018 - 138,781	150,096 - 157,100
04	50,101 - 51,603	75,003 - 77,252	98,765 - 101,727	138,782 - 142,944	157,100 - 157,100
05	51,604 - 53,151	77,253 - 79,570	101,728 - 104,779	142,945 - 147,232	157,100 - 157,100

Series: 0850 0855

Locality Area: Boston-Worcester-Manchester, MA-NH-RI-ME



# Special Pay Tables

Report Run On: January 07, 2014

Page 19 of 169

PPS: BOS983C03 OPM: 983C CLERICAL AND SUPPORT Path: ZS Effective:01-Jan-14  
 Prev. Yr Rate: 0.2480 Curr. Yr Rate: 0.2480 Loc. Diff: 1.00 Gen. Inc. 1.00 Issued:24-Dec-13

Band:	I	II	III	IV	V
Gs Range:	1-2	3-4	5-6	7-8	9-10
Interval					
01	22,440 - 26,577	33,925 - 34,892	37,956 - 43,652	47,017 - 52,782	53,313 - 62,440
02	26,578 - 29,680	34,893 - 40,416	43,653 - 50,459	52,783 - 60,245	62,441 - 69,977
03	29,681 - 31,748	40,417 - 44,098	50,460 - 54,997	60,246 - 65,221	69,978 - 75,002
04	31,749 - 32,700	44,099 - 45,421	54,998 - 56,647	65,222 - 67,178	75,003 - 77,252
05	32,701 - 33,681	45,422 - 46,784	56,648 - 58,346	67,179 - 69,193	77,253 - 79,570

Series: 0083

Locality Area: Boston-Worcester-Manchester, MA-NH-RI-ME



# Special Pay Tables

Report Run On: January 07, 2014

Page 20 of 169

PPS: BOS999D01 OPM: 999D PROFESSIONAL Path: ZP Effective:01-Jan-14  
 Prev. Yr Rate: 0.2480 Curr. Yr Rate: 0.2480 Loc. Diff: 1.00 Gen. Inc. 1.00 Issued:24-Dec-13

Band:	I	II	III	IV	V
Gs Range:	1-6	7-10	11-12	13-14	15-15
Interval					
01	0 - 0	47,360 - 57,129	63,386 - 79,110	90,344 - 111,872	125,579 - 139,588
02	39,618 - 45,050	57,130 - 67,853	79,111 - 90,902	111,873 - 128,017	139,589 - 150,095
03	45,051 - 51,510	67,854 - 75,002	90,903 - 98,764	128,018 - 138,781	150,096 - 157,100
04	51,511 - 53,055	75,003 - 77,252	98,765 - 101,727	138,782 - 142,944	157,100 - 157,100
05	53,056 - 54,647	77,253 - 79,570	101,728 - 104,779	142,945 - 147,232	157,100 - 157,100

Series: 0854 1550  
 2210

Locality Area: Boston-Worcester-Manchester, MA-NH-RI-ME



# Special Pay Tables

Report Run On: January 07, 2014

Page 21 of 169

PPS: BOSLEO OPM: LEO ADMINISTRATIVE Path: ZA Effective:01-Jan-14  
 Prev. Yr Rate: 0.2480 Curr. Yr Rate: 0.2480 Loc. Diff: 1.00 Gen. Inc. 1.00 Issued:24-Dec-13

Band:	I	II	III	IV	V
Gs Range:	1-6	7-10	11-12	13-14	15-15
Interval					
01	22,440 - 37,587	48,541 - 61,156	63,386 - 79,110	90,344 - 111,872	125,579 - 139,588
02	37,588 - 48,947	61,157 - 70,617	79,111 - 90,902	111,873 - 128,017	139,589 - 150,095
03	48,948 - 56,521	70,618 - 76,925	90,903 - 98,764	128,018 - 138,781	150,096 - 157,100
04	56,522 - 58,217	76,926 - 79,233	98,765 - 101,727	138,782 - 142,944	157,100 - 157,100
05	58,218 - 59,964	79,234 - 81,610	101,728 - 104,779	142,945 - 147,232	157,100 - 157,100

Series: 1811

Locality Area: Boston-Worcester-Manchester, MA-NH-RI-ME



# Special Pay Tables

Report Run On: January 07, 2014

Page 22 of 169

PPS: BU041401 OPM: 0414 PROFESSIONAL Path: ZP Effective:01-Jan-14  
 Prev. Yr Rate: 0.1698 Curr. Yr Rate: 0.1698 Loc. Diff: 1.00 Gen. Inc. 1.00 Issued:24-Dec-13

Band:	I	II	III	IV	V
Gs Range:	1-6	7-10	11-12	13-14	15-15
Interval					
01	0 - 0	44,615 - 53,549	59,414 - 74,153	84,683 - 104,862	117,710 - 133,404
02	36,021 - 41,199	53,550 - 63,601	74,154 - 85,207	104,863 - 119,996	133,405 - 145,175
03	41,200 - 46,960	63,602 - 70,303	85,208 - 92,576	119,997 - 130,085	145,176 - 153,022
04	46,961 - 48,369	70,304 - 72,412	92,577 - 95,353	130,086 - 133,988	153,023 - 157,100
05	48,370 - 49,820	72,413 - 74,584	95,354 - 98,214	133,989 - 138,008	157,100 - 157,100

**Series:** 0801 0808  
 0810 0819  
 0830 0861  
 0871 0896

Locality Area: Buffalo-Niagara-Cattaraugus, NY



# Special Pay Tables

Report Run On: January 07, 2014

Page 23 of 169

PPS: BU042201 OPM: 0422 PROFESSIONAL Path: ZP Effective:01-Jan-14  
 Prev. Yr Rate: 0.1698 Curr. Yr Rate: 0.1698 Loc. Diff: 1.00 Gen. Inc. 1.00 Issued:24-Dec-13

Band:	I	II	III	IV	V
Gs Range:	1-6	7-10	11-12	13-14	15-15
Interval					
01	0 - 0	44,615 - 53,549	59,414 - 74,153	84,683 - 104,862	117,710 - 133,404
02	36,021 - 41,199	53,550 - 63,601	74,154 - 85,207	104,863 - 119,996	133,405 - 145,175
03	41,200 - 46,960	63,602 - 70,303	85,208 - 92,576	119,997 - 130,085	145,176 - 153,022
04	46,961 - 48,369	70,304 - 72,412	92,577 - 95,353	130,086 - 133,988	153,023 - 157,100
05	48,370 - 49,820	72,413 - 74,584	95,354 - 98,214	133,989 - 138,008	157,100 - 157,100

Series: 0850 0855

Locality Area: Buffalo-Niagara-Cattaraugus, NY



# Special Pay Tables

Report Run On: January 07, 2014

Page 24 of 169

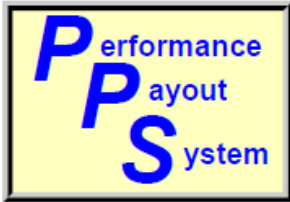
PPS: BU999B01 OPM: 999B PROFESSIONAL Path: ZP Effective:01-Jan-14  
 Prev. Yr Rate: 0.1698 Curr. Yr Rate: 0.1698 Loc. Diff: 1.00 Gen. Inc. 1.00 Issued:24-Dec-13

Band:	I	II	III	IV	V
Gs Range:	1-6	7-10	11-12	13-14	15-15
Interval					
01	0 - 0	45,644 - 53,833	59,932 - 74,153	84,683 - 104,862	117,710 - 133,404
02	38,233 - 43,337	53,834 - 64,098	74,154 - 85,207	104,863 - 119,996	133,405 - 145,175
03	43,338 - 49,709	64,099 - 70,941	85,208 - 92,576	119,997 - 130,085	145,176 - 153,022
04	49,710 - 51,200	70,942 - 73,069	92,577 - 95,353	130,086 - 133,988	153,023 - 157,100
05	51,201 - 52,736	73,070 - 75,261	95,354 - 98,214	133,989 - 138,008	157,100 - 157,100

Series: 0854 1550  
 2210

Locality Area: Buffalo-Niagara-Cattaraugus, NY





# Special Pay Tables

Report Run On: January 07, 2014

Page 25 of 169

PPS: BULEO    OPM: LEO    ADMINISTRATIVE    Path: ZA    Effective:01-Jan-14  
 Prev. Yr Rate: 0.1698    Curr. Yr Rate: 0.1698    Loc. Diff: 1.00    Gen. Inc.1.00    Issued:24-Dec-13

Band:	I	II	III	IV	V
Gs Range:	1-6	7-10	11-12	13-14	15-15
Interval					
01	21,034 - 35,232	45,499 - 57,324	59,414 - 74,153	84,683 - 104,862	117,710 - 133,404
02	35,233 - 45,880	57,325 - 66,193	74,154 - 85,207	104,863 - 119,996	133,405 - 145,175
03	45,881 - 52,979	66,194 - 72,105	85,208 - 92,576	119,997 - 130,085	145,176 - 153,022
04	52,980 - 54,568	72,106 - 74,268	92,577 - 95,353	130,086 - 133,988	153,023 - 157,100
05	54,569 - 56,205	74,269 - 76,496	95,354 - 98,214	133,989 - 138,008	157,100 - 157,100

Series: 1811

Locality Area: Buffalo-Niagara-Cattaraugus, NY



# Special Pay Tables

Report Run On: January 07, 2014

Page 26 of 169

PPS: CHI041401 OPM: 0414 PROFESSIONAL Path: ZP Effective:01-Jan-14  
 Prev. Yr Rate: 0.2510 Curr. Yr Rate: 0.2510 Loc. Diff: 1.00 Gen. Inc. 1.00 Issued:24-Dec-13

Band:	I	II	III	IV	V
Gs Range:	1-6	7-10	11-12	13-14	15-15
Interval					
01	0 - 0	44,615 - 57,266	63,538 - 79,300	90,561 - 112,141	125,881 - 139,756
02	36,021 - 44,059	57,267 - 68,016	79,301 - 91,121	112,142 - 128,325	139,757 - 150,162
03	44,060 - 50,220	68,017 - 75,183	91,122 - 99,002	128,326 - 139,115	150,163 - 157,100
04	50,221 - 51,727	75,184 - 77,438	99,003 - 101,972	139,116 - 143,288	157,100 - 157,100
05	51,728 - 53,279	77,439 - 79,761	101,973 - 105,031	143,289 - 147,587	157,100 - 157,100

Series: 0801 0808  
 0810 0819  
 0830 0861  
 0871 0896

Locality Area: Chicago-Naperville-Michigan City, IL-IN-WI



# Special Pay Tables

Report Run On: January 07, 2014

Page 27 of 169

PPS: CHI042201 OPM: 0422 PROFESSIONAL Path: ZP Effective:01-Jan-14  
 Prev. Yr Rate: 0.2510 Curr. Yr Rate: 0.2510 Loc. Diff: 1.00 Gen. Inc. 1.00 Issued:24-Dec-13

Band:	I	II	III	IV	V
Gs Range:	1-6	7-10	11-12	13-14	15-15
Interval					
01	0 - 0	44,615 - 57,266	63,538 - 79,300	90,561 - 112,141	125,881 - 139,756
02	36,021 - 44,059	57,267 - 68,016	79,301 - 91,121	112,142 - 128,325	139,757 - 150,162
03	44,060 - 50,220	68,017 - 75,183	91,122 - 99,002	128,326 - 139,115	150,163 - 157,100
04	50,221 - 51,727	75,184 - 77,438	99,003 - 101,972	139,116 - 143,288	157,100 - 157,100
05	51,728 - 53,279	77,439 - 79,761	101,973 - 105,031	143,289 - 147,587	157,100 - 157,100

Series: 0850 0855

Locality Area: Chicago-Naperville-Michigan City, IL-IN-WI



# Special Pay Tables

Report Run On: January 07, 2014

Page 28 of 169

PPS: CHI983C03 OPM: 983C CLERICAL AND SUPPORT Path: ZS Effective:01-Jan-14  
 Prev. Yr Rate: 0.2510 Curr. Yr Rate: 0.2510 Loc. Diff: 1.00 Gen. Inc. 1.00 Issued:24-Dec-13

Band:	I	II	III	IV	V
Gs Range:	1-2	3-4	5-6	7-8	9-10
Interval					
01	22,494 - 26,641	33,925 - 34,930	37,956 - 43,698	47,017 - 52,839	53,313 - 62,590
02	26,642 - 29,751	34,931 - 40,431	43,699 - 50,477	52,840 - 60,268	62,591 - 70,146
03	29,752 - 31,824	40,432 - 44,098	50,478 - 54,997	60,269 - 65,221	70,147 - 75,183
04	31,825 - 32,779	44,099 - 45,421	54,998 - 56,647	65,222 - 67,178	75,184 - 77,438
05	32,780 - 33,762	45,422 - 46,784	56,648 - 58,346	67,179 - 69,193	77,439 - 79,761

Series: 0083

Locality Area: Chicago-Naperville-Michigan City, IL-IN-WI



# Special Pay Tables

Report Run On: January 07, 2014

Page 29 of 169

PPS: CHI999D01 OPM: 999D PROFESSIONAL Path: ZP Effective:01-Jan-14  
 Prev. Yr Rate: 0.2510 Curr. Yr Rate: 0.2510 Loc. Diff: 1.00 Gen. Inc. 1.00 Issued:24-Dec-13

Band:	I	II	III	IV	V
Gs Range:	1-6	7-10	11-12	13-14	15-15
Interval					
01	0 - 0	47,360 - 57,266	63,538 - 79,300	90,561 - 112,141	125,881 - 139,756
02	39,618 - 45,062	57,267 - 68,016	79,301 - 91,121	112,142 - 128,325	139,757 - 150,162
03	45,063 - 51,510	68,017 - 75,183	91,122 - 99,002	128,326 - 139,115	150,163 - 157,100
04	51,511 - 53,055	75,184 - 77,438	99,003 - 101,972	139,116 - 143,288	157,100 - 157,100
05	53,056 - 54,647	77,439 - 79,761	101,973 - 105,031	143,289 - 147,587	157,100 - 157,100

Series: 0854 1550  
 2210

Locality Area: Chicago-Naperville-Michigan City, IL-IN-WI



# Special Pay Tables

Report Run On: January 07, 2014

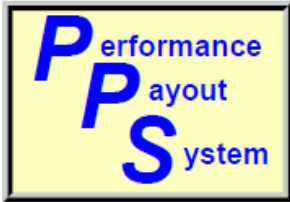
Page 30 of 169

PPS: CHILEO OPM: LEO ADMINISTRATIVE Path: ZA Effective:01-Jan-14  
 Prev. Yr Rate: 0.2510 Curr. Yr Rate: 0.2510 Loc. Diff: 1.00 Gen. Inc.1.00 Issued:24-Dec-13

Band:	I	II	III	IV	V
Gs Range:	1-6	7-10	11-12	13-14	15-15
Interval					
01	22,494 - 37,678	48,658 - 61,303	63,538 - 79,300	90,561 - 112,141	125,881 - 139,756
02	37,679 - 49,065	61,304 - 70,787	79,301 - 91,121	112,142 - 128,325	139,757 - 150,162
03	49,066 - 56,657	70,788 - 77,110	91,122 - 99,002	128,326 - 139,115	150,163 - 157,100
04	56,658 - 58,357	77,111 - 79,423	99,003 - 101,972	139,116 - 143,288	157,100 - 157,100
05	58,358 - 60,108	79,424 - 81,806	101,973 - 105,031	143,289 - 147,587	157,100 - 157,100

Series: 1811

Locality Area: Chicago-Naperville-Michigan City, IL-IN-WI



# Special Pay Tables

Report Run On: January 07, 2014

Page 31 of 169

PPS: CIN041401 OPM: 0414 PROFESSIONAL Path: ZP Effective:01-Jan-14  
 Prev. Yr Rate: 0.1855 Curr. Yr Rate: 0.1855 Loc. Diff: 1.00 Gen. Inc. 1.00 Issued:24-Dec-13

Band:	I	II	III	IV	V
Gs Range:	1-6	7-10	11-12	13-14	15-15
Interval					
01	0 - 0	44,615 - 54,268	60,212 - 75,148	85,820 - 106,269	119,290 - 135,194
02	36,021 - 41,752	54,269 - 64,455	75,149 - 86,350	106,270 - 121,606	135,195 - 147,123
03	41,753 - 47,591	64,456 - 71,246	86,351 - 93,818	121,607 - 131,831	147,124 - 155,075
04	47,592 - 49,019	71,247 - 73,383	93,819 - 96,633	131,832 - 135,786	155,076 - 157,100
05	49,020 - 50,490	73,384 - 75,584	96,634 - 99,532	135,787 - 139,860	157,100 - 157,100

Series: 0801 0808  
 0810 0819  
 0830 0861  
 0871 0896

Locality Area: Cincinnati-Middletown-Wilmington, OH-KY-IN



# Special Pay Tables

Report Run On: January 07, 2014

Page 32 of 169

PPS: CIN042201 OPM: 0422 PROFESSIONAL Path: ZP Effective:01-Jan-14  
 Prev. Yr Rate: 0.1855 Curr. Yr Rate: 0.1855 Loc. Diff: 1.00 Gen. Inc. 1.00 Issued:24-Dec-13

Band:	I	II	III	IV	V
Gs Range:	1-6	7-10	11-12	13-14	15-15
Interval					
01	0 - 0	44,615 - 54,268	60,212 - 75,148	85,820 - 106,269	119,290 - 135,194
02	36,021 - 41,752	54,269 - 64,455	75,149 - 86,350	106,270 - 121,606	135,195 - 147,123
03	41,753 - 47,591	64,456 - 71,246	86,351 - 93,818	121,607 - 131,831	147,124 - 155,075
04	47,592 - 49,019	71,247 - 73,383	93,819 - 96,633	131,832 - 135,786	155,076 - 157,100
05	49,020 - 50,490	73,384 - 75,584	96,634 - 99,532	135,787 - 139,860	157,100 - 157,100

Series: 0850 0855

Locality Area: Cincinnati-Middletown-Wilmington, OH-KY-IN





# Special Pay Tables

Report Run On: January 07, 2014

Page 33 of 169

PPS: CIN999C01 OPM: 999C PROFESSIONAL Path: ZP Effective:01-Jan-14  
 Prev. Yr Rate: 0.1855 Curr. Yr Rate: 0.1855 Loc. Diff: 1.00 Gen. Inc. 1.00 Issued:24-Dec-13

Band:	I	II	III	IV	V
Gs Range:	1-6	7-10	11-12	13-14	15-15
Interval					
01	0 - 0	46,331 - 54,268	60,948 - 75,148	85,820 - 106,269	119,290 - 135,194
02	38,787 - 43,959	54,269 - 64,455	75,149 - 86,350	106,270 - 121,606	135,195 - 147,123
03	43,960 - 50,429	64,456 - 71,246	86,351 - 93,818	121,607 - 131,831	147,124 - 155,075
04	50,430 - 51,942	71,247 - 73,383	93,819 - 96,633	131,832 - 135,786	155,076 - 157,100
05	51,943 - 53,500	73,384 - 75,584	96,634 - 99,532	135,787 - 139,860	157,100 - 157,100

Series: 0854 1550  
 2210

Locality Area: Cincinnati-Middletown-Wilmington, OH-KY-IN



# Special Pay Tables

Report Run On: January 07, 2014

Page 34 of 169

PPS: CINLEO    OPM: LEO    ADMINISTRATIVE    Path: ZA    Effective:01-Jan-14  
 Prev. Yr Rate: 0.1855    Curr. Yr Rate: 0.1855    Loc. Diff: 1.00    Gen. Inc. 1.00    Issued:24-Dec-13

Band:	I	II	III	IV	V
Gs Range:	1-6	7-10	11-12	13-14	15-15
Interval					
01	21,316 - 35,704	46,110 - 58,094	60,212 - 75,148	85,820 - 106,269	119,290 - 135,194
02	35,705 - 46,496	58,095 - 67,081	75,149 - 86,350	106,270 - 121,606	135,195 - 147,123
03	46,497 - 53,690	67,082 - 73,073	86,351 - 93,818	121,607 - 131,831	147,124 - 155,075
04	53,691 - 55,301	73,074 - 75,265	93,819 - 96,633	131,832 - 135,786	155,076 - 157,100
05	55,302 - 56,960	75,266 - 77,523	96,634 - 99,532	135,787 - 139,860	157,100 - 157,100

Series: 1811

Locality Area: Cincinnati-Middletown-Wilmington, OH-KY-IN



# Special Pay Tables

Report Run On: January 07, 2014

Page 35 of 169

PPS: CLE041401 OPM: 0414 PROFESSIONAL Path: ZP Effective:01-Jan-14  
 Prev. Yr Rate: 0.1868 Curr. Yr Rate: 0.1868 Loc. Diff: 1.00 Gen. Inc. 1.00 Issued:24-Dec-13

Band:	I	II	III	IV	V
Gs Range:	1-6	7-10	11-12	13-14	15-15
Interval					
01	0 - 0	44,615 - 54,327	60,278 - 75,230	85,914 - 106,386	119,421 - 135,343
02	36,021 - 41,798	54,328 - 64,525	75,231 - 86,445	106,387 - 121,740	135,344 - 147,284
03	41,799 - 47,643	64,526 - 71,324	86,446 - 93,921	121,741 - 131,976	147,285 - 155,245
04	47,644 - 49,072	71,325 - 73,464	93,922 - 96,739	131,977 - 135,935	155,246 - 157,100
05	49,073 - 50,544	73,465 - 75,668	96,740 - 99,641	135,936 - 140,013	157,100 - 157,100

Series: 0801 0808  
 0810 0819  
 0830 0861  
 0871 0896

Locality Area: Cleveland-Akron-Elyria, OH



# Special Pay Tables

Report Run On: January 07, 2014

Page 36 of 169

PPS: CLE042201 OPM: 0422 PROFESSIONAL Path: ZP Effective:01-Jan-14  
 Prev. Yr Rate: 0.1868 Curr. Yr Rate: 0.1868 Loc. Diff: 1.00 Gen. Inc. 1.00 Issued:24-Dec-13

Band:	I	II	III	IV	V
Gs Range:	1-6	7-10	11-12	13-14	15-15
Interval					
01	0 - 0	44,615 - 54,327	60,278 - 75,230	85,914 - 106,386	119,421 - 135,343
02	36,021 - 41,798	54,328 - 64,525	75,231 - 86,445	106,387 - 121,740	135,344 - 147,284
03	41,799 - 47,643	64,526 - 71,324	86,446 - 93,921	121,741 - 131,976	147,285 - 155,245
04	47,644 - 49,072	71,325 - 73,464	93,922 - 96,739	131,977 - 135,935	155,246 - 157,100
05	49,073 - 50,544	73,465 - 75,668	96,740 - 99,641	135,936 - 140,013	157,100 - 157,100

Series: 0850 0855

Locality Area: Cleveland-Akron-Elyria, OH



# Special Pay Tables

Report Run On: January 07, 2014

Page 37 of 169

PPS: CLE999B01 OPM: 999B PROFESSIONAL Path: ZP Effective:01-Jan-14  
 Prev. Yr Rate: 0.1868 Curr. Yr Rate: 0.1868 Loc. Diff: 1.00 Gen. Inc. 1.00 Issued:24-Dec-13

Band:	I	II	III	IV	V
Gs Range:	1-6	7-10	11-12	13-14	15-15
Interval					
01	0 - 0	45,644 - 54,327	60,278 - 75,230	85,914 - 106,386	119,421 - 135,343
02	38,233 - 43,405	54,328 - 64,525	75,231 - 86,445	106,387 - 121,740	135,344 - 147,284
03	43,406 - 49,709	64,526 - 71,324	86,446 - 93,921	121,741 - 131,976	147,285 - 155,245
04	49,710 - 51,200	71,325 - 73,464	93,922 - 96,739	131,977 - 135,935	155,246 - 157,100
05	51,201 - 52,736	73,465 - 75,668	96,740 - 99,641	135,936 - 140,013	157,100 - 157,100

Series: 0854 1550  
 2210

Locality Area: Cleveland-Akron-Elyria, OH



# Special Pay Tables

Report Run On: January 07, 2014

Page 38 of 169

PPS: CLELEO    OPM: LEO    ADMINISTRATIVE    Path: ZA    Effective:01-Jan-14  
 Prev. Yr Rate: 0.1868    Curr. Yr Rate: 0.1868    Loc. Diff: 1.00    Gen. Inc. 1.00    Issued:24-Dec-13

Band:	I	II	III	IV	V
Gs Range:	1-6	7-10	11-12	13-14	15-15
Interval					
01	21,340 - 35,744	46,161 - 58,157	60,278 - 75,230	85,914 - 106,386	119,421 - 135,343
02	35,745 - 46,547	58,158 - 67,155	75,231 - 86,445	106,387 - 121,740	135,344 - 147,284
03	46,548 - 53,749	67,156 - 73,153	86,446 - 93,921	121,741 - 131,976	147,285 - 155,245
04	53,750 - 55,361	73,154 - 75,348	93,922 - 96,739	131,977 - 135,935	155,246 - 157,100
05	55,362 - 57,022	75,349 - 77,608	96,740 - 99,641	135,936 - 140,013	157,100 - 157,100

Series: 1811

Locality Area: Cleveland-Akron-Elyria, OH



# Special Pay Tables

Report Run On: January 07, 2014

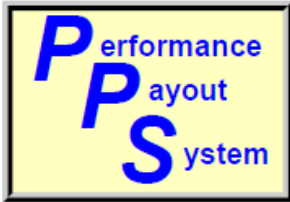
Page 39 of 169

PPS: COL030501 OPM: 0305 PROFESSIONAL Path: ZP Effective:01-Jan-14  
 Prev. Yr Rate: 0.1716 Curr. Yr Rate: 0.1716 Loc. Diff: 1.00 Gen. Inc. 1.00 Issued:24-Dec-13

Band:	I	II	III	IV	V
Gs Range:	1-6	7-10	11-12	13-14	15-15
Interval					
01	32,325 - 32,607	40,208 - 53,632	59,506 - 74,267	84,813 - 105,023	117,891 - 133,609
02	32,608 - 41,263	53,633 - 63,699	74,268 - 85,338	105,024 - 120,180	133,610 - 145,398
03	41,264 - 47,033	63,700 - 70,411	85,339 - 92,718	120,181 - 130,285	145,399 - 153,257
04	47,034 - 48,444	70,412 - 72,523	92,719 - 95,500	130,286 - 134,194	153,258 - 157,100
05	48,445 - 49,897	72,524 - 74,699	95,501 - 98,365	134,195 - 138,220	157,100 - 157,100

Series: 0690

Locality Area: Columbus-Marion-Chillicothe, OH



# Special Pay Tables

Report Run On: January 07, 2014

Page 40 of 169

PPS: COL041401 OPM: 0414 PROFESSIONAL Path: ZP Effective:01-Jan-14  
 Prev. Yr Rate: 0.1716 Curr. Yr Rate: 0.1716 Loc. Diff: 1.00 Gen. Inc. 1.00 Issued:24-Dec-13

Band:	I	II	III	IV	V
Gs Range:	1-6	7-10	11-12	13-14	15-15
Interval					
01	0 - 0	44,615 - 53,632	59,506 - 74,267	84,813 - 105,023	117,891 - 133,609
02	36,021 - 41,263	53,633 - 63,699	74,268 - 85,338	105,024 - 120,180	133,610 - 145,398
03	41,264 - 47,033	63,700 - 70,411	85,339 - 92,718	120,181 - 130,285	145,399 - 153,257
04	47,034 - 48,444	70,412 - 72,523	92,719 - 95,500	130,286 - 134,194	153,258 - 157,100
05	48,445 - 49,897	72,524 - 74,699	95,501 - 98,365	134,195 - 138,220	157,100 - 157,100

**Series:** 0801 0808  
 0810 0819  
 0830 0861  
 0871 0896

Locality Area: Columbus-Marion-Chillicothe, OH





# Special Pay Tables

Report Run On: January 07, 2014

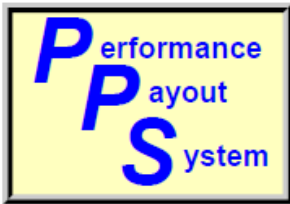
Page 41 of 169

PPS: COL042201 OPM: 0422 PROFESSIONAL Path: ZP Effective:01-Jan-14  
 Prev. Yr Rate: 0.1716 Curr. Yr Rate: 0.1716 Loc. Diff: 1.00 Gen. Inc. 1.00 Issued:24-Dec-13

Band:	I	II	III	IV	V
Gs Range:	1-6	7-10	11-12	13-14	15-15
Interval					
01	0 - 0	44,615 - 53,632	59,506 - 74,267	84,813 - 105,023	117,891 - 133,609
02	36,021 - 41,263	53,633 - 63,699	74,268 - 85,338	105,024 - 120,180	133,610 - 145,398
03	41,264 - 47,033	63,700 - 70,411	85,339 - 92,718	120,181 - 130,285	145,399 - 153,257
04	47,034 - 48,444	70,412 - 72,523	92,719 - 95,500	130,286 - 134,194	153,258 - 157,100
05	48,445 - 49,897	72,524 - 74,699	95,501 - 98,365	134,195 - 138,220	157,100 - 157,100

Series: 0850 0855

Locality Area: Columbus-Marion-Chillicothe, OH



# Special Pay Tables

Report Run On: January 07, 2014

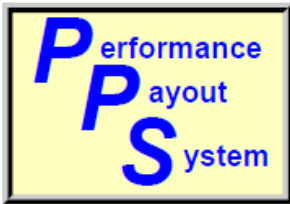
Page 42 of 169

PPS: COL999C01 OPM: 999C PROFESSIONAL Path: ZP Effective:01-Jan-14  
 Prev. Yr Rate: 0.1716 Curr. Yr Rate: 0.1716 Loc. Diff: 1.00 Gen. Inc. 1.00 Issued:24-Dec-13

Band:	I	II	III	IV	V
Gs Range:	1-6	7-10	11-12	13-14	15-15
Interval					
01	0 - 0	46,331 - 53,867	60,948 - 74,267	84,813 - 105,023	117,891 - 133,609
02	38,787 - 43,904	53,868 - 64,111	74,268 - 85,338	105,024 - 120,180	133,610 - 145,398
03	43,905 - 50,429	64,112 - 70,941	85,339 - 92,718	120,181 - 130,285	145,399 - 153,257
04	50,430 - 51,942	70,942 - 73,069	92,719 - 95,500	130,286 - 134,194	153,258 - 157,100
05	51,943 - 53,500	73,070 - 75,261	95,501 - 98,365	134,195 - 138,220	157,100 - 157,100

Series: 0854 1550  
 2210

Locality Area: Columbus-Marion-Chillicothe, OH



# Special Pay Tables

Report Run On: January 07, 2014

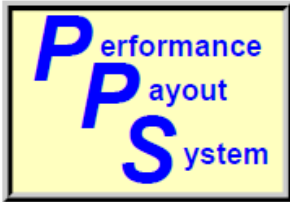
Page 43 of 169

PPS: COLLEO OPM: LEO ADMINISTRATIVE Path: ZA Effective:01-Jan-14  
 Prev. Yr Rate: 0.1716 Curr. Yr Rate: 0.1716 Loc. Diff: 1.00 Gen. Inc. 1.00 Issued:24-Dec-13

Band:	I	II	III	IV	V
Gs Range:	1-6	7-10	11-12	13-14	15-15
Interval					
01	21,067 - 35,287	45,569 - 57,412	59,506 - 74,267	84,813 - 105,023	117,891 - 133,609
02	35,288 - 45,951	57,413 - 66,294	74,268 - 85,338	105,024 - 120,180	133,610 - 145,398
03	45,952 - 53,061	66,295 - 72,216	85,339 - 92,718	120,181 - 130,285	145,399 - 153,257
04	53,062 - 54,653	72,217 - 74,382	92,719 - 95,500	130,286 - 134,194	153,258 - 157,100
05	54,654 - 56,293	74,383 - 76,613	95,501 - 98,365	134,195 - 138,220	157,100 - 157,100

Series: 1811

Locality Area: Columbus-Marion-Chillicothe, OH



# Special Pay Tables

Report Run On: January 07, 2014

Page 44 of 169

PPS: DAY030501 OPM: 0305 PROFESSIONAL Path: ZP Effective:01-Jan-14  
 Prev. Yr Rate: 0.1624 Curr. Yr Rate: 0.1624 Loc. Diff: 1.00 Gen. Inc. 1.00 Issued:24-Dec-13

Band:	I	II	III	IV	V
Gs Range:	1-6	7-10	11-12	13-14	15-15
Interval					
01	32,325 - 32,351	39,892 - 53,210	59,038 - 73,683	84,147 - 104,198	116,965 - 132,560
02	32,352 - 40,938	53,211 - 63,199	73,684 - 84,667	104,199 - 119,236	132,561 - 144,256
03	40,939 - 46,663	63,200 - 69,858	84,668 - 91,990	119,237 - 129,262	144,257 - 152,054
04	46,664 - 48,063	69,859 - 71,954	91,991 - 94,750	129,263 - 133,140	152,055 - 156,616
05	48,064 - 49,505	71,955 - 74,113	94,751 - 97,593	133,141 - 137,134	156,617 - 157,100

Series: 0690

Locality Area: Dayton-Springfield-Greenville, OH



# Special Pay Tables

Report Run On: January 07, 2014

Page 45 of 169

PPS: DAY041401 OPM: 0414 PROFESSIONAL Path: ZP Effective:01-Jan-14  
 Prev. Yr Rate: 0.1624 Curr. Yr Rate: 0.1624 Loc. Diff: 1.00 Gen. Inc. 1.00 Issued:24-Dec-13

Band:	I	II	III	IV	V
Gs Range:	1-6	7-10	11-12	13-14	15-15
Interval					
01	0 - 0	44,615 - 53,210	59,038 - 73,683	84,147 - 104,198	116,965 - 132,560
02	36,021 - 40,938	53,211 - 63,199	73,684 - 84,667	104,199 - 119,236	132,561 - 144,256
03	40,939 - 46,663	63,200 - 69,858	84,668 - 91,990	119,237 - 129,262	144,257 - 152,054
04	46,664 - 48,063	69,859 - 71,954	91,991 - 94,750	129,263 - 133,140	152,055 - 156,616
05	48,064 - 49,505	71,955 - 74,113	94,751 - 97,593	133,141 - 137,134	156,617 - 157,100

**Series:** 0801 0808  
 0810 0819  
 0830 0861  
 0871 0896

Locality Area: Dayton-Springfield-Greenville, OH



# Special Pay Tables

Report Run On: January 07, 2014

Page 46 of 169

PPS: DAY042201 OPM: 0422 PROFESSIONAL Path: ZP Effective:01-Jan-14  
 Prev. Yr Rate: 0.1624 Curr. Yr Rate: 0.1624 Loc. Diff: 1.00 Gen. Inc. 1.00 Issued:24-Dec-13

Band:	I	II	III	IV	V
Gs Range:	1-6	7-10	11-12	13-14	15-15
Interval					
01	0 - 0	44,615 - 53,210	59,255 - 73,683	84,147 - 104,198	116,965 - 132,560
02	36,021 - 40,938	53,211 - 63,199	73,684 - 84,667	104,199 - 119,236	132,561 - 144,256
03	40,939 - 46,663	63,200 - 69,858	84,668 - 91,990	119,237 - 129,262	144,257 - 152,054
04	46,664 - 48,063	69,859 - 71,954	91,991 - 94,750	129,263 - 133,140	152,055 - 156,616
05	48,064 - 49,505	71,955 - 74,113	94,751 - 97,593	133,141 - 137,134	156,617 - 157,100

Series: 0850 0855

Locality Area: Dayton-Springfield-Greenville, OH



# Special Pay Tables

Report Run On: January 07, 2014

Page 47 of 169

PPS: DAY999B01 OPM: 999B PROFESSIONAL Path: ZP Effective:01-Jan-14  
 Prev. Yr Rate: 0.1624 Curr. Yr Rate: 0.1624 Loc. Diff: 1.00 Gen. Inc. 1.00 Issued:24-Dec-13

Band:	I	II	III	IV	V
Gs Range:	1-6	7-10	11-12	13-14	15-15
Interval					
01	0 - 0	45,644 - 53,692	59,932 - 73,683	84,147 - 104,198	116,965 - 132,560
02	38,233 - 43,307	53,693 - 64,041	73,684 - 84,667	104,199 - 119,236	132,561 - 144,256
03	43,308 - 49,709	64,042 - 70,941	84,668 - 91,990	119,237 - 129,262	144,257 - 152,054
04	49,710 - 51,200	70,942 - 73,069	91,991 - 94,750	129,263 - 133,140	152,055 - 156,616
05	51,201 - 52,736	73,070 - 75,261	94,751 - 97,593	133,141 - 137,134	156,617 - 157,100

Series: 0854 1550  
 2210

Locality Area: Dayton-Springfield-Greenville, OH



# Special Pay Tables

Report Run On: January 07, 2014

Page 48 of 169

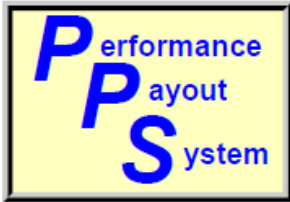
PPS: DAYLEO OPM: LEO ADMINISTRATIVE Path: ZA Effective:01-Jan-14  
 Prev. Yr Rate: 0.1624 Curr. Yr Rate: 0.1624 Loc. Diff: 1.00 Gen. Inc. 1.00 Issued:24-Dec-13

Band:	I	II	III	IV	V
Gs Range:	1-6	7-10	11-12	13-14	15-15
Interval					
01	20,901 - 35,009	45,212 - 56,962	59,038 - 73,683	84,147 - 104,198	116,965 - 132,560
02	35,010 - 45,590	56,963 - 65,774	73,684 - 84,667	104,199 - 119,236	132,561 - 144,256
03	45,591 - 52,644	65,775 - 71,649	84,668 - 91,990	119,237 - 129,262	144,257 - 152,054
04	52,645 - 54,223	71,650 - 73,798	91,991 - 94,750	129,263 - 133,140	152,055 - 156,616
05	54,224 - 55,850	73,799 - 76,012	94,751 - 97,593	133,141 - 137,134	156,617 - 157,100

Series: 1811

Locality Area: Dayton-Springfield-Greenville, OH





# Special Pay Tables

Report Run On: January 07, 2014

Page 49 of 169

PPS: DCB003201 OPM: 0032 PROFESSIONAL Path: ZP Effective:01-Jan-14  
 Prev. Yr Rate: 0.2422 Curr. Yr Rate: 0.2422 Loc. Diff: 1.00 Gen. Inc. 1.00 Issued:24-Dec-13

Band:	I	II	III	IV	V
Gs Range:	1-6	7-10	11-12	13-14	15-15
Interval					
01	0 - 0	47,017 - 56,911	68,059 - 78,742	89,924 - 111,352	124,995 - 139,264
02	41,835 - 47,268	56,912 - 67,621	78,743 - 90,480	111,353 - 127,422	139,265 - 149,966
03	47,269 - 54,392	67,622 - 74,761	90,481 - 98,305	127,423 - 138,136	149,967 - 157,100
04	54,393 - 56,024	74,762 - 77,004	98,306 - 101,254	138,137 - 142,280	157,100 - 157,100
05	56,025 - 57,705	77,005 - 79,314	101,255 - 104,292	142,281 - 146,548	157,100 - 157,100

Series: 1529

**Counties:** Anne Arundel Co. MD 24 0000 003 Alexandria City VA 51 0000 510 Arlington Co. VA 51 0000 013  
 Charles Co. MD 24 0000 017 Calvert Co. MD 24 0000 009 Fairfax City VA 51 0000 600  
 Falls Church City VA 51 0000 610 Fairfax Co. VA 51 0000 059 Frederick Co. MD 24 0000 021  
 Manassas City VA 51 0000 683 Loudoun Co. VA 51 0000 107 Manassas Park City VA 51 0000 685  
 Prince George's Co. MD 24 0000 033 Montgomery Co. MD 24 0000 031 Prince William Co. VA 51 0000 153  
 Stafford Co. VA 51 0000 179

**Locality Area: Washington-Baltimore-Northern Virginia, DC-MD-VA-WV-PA**



# Special Pay Tables

Report Run On: January 07, 2014

Page 50 of 169

PPS: DCB022301 OPM: 0223 PROFESSIONAL Path: ZP Effective:01-Jan-14  
 Prev. Yr Rate: 0.2422 Curr. Yr Rate: 0.2422 Loc. Diff: 1.00 Gen. Inc. 1.00 Issued:24-Dec-13

Band:	I	II	III	IV	V
Gs Range:	1-6	7-10	11-12	13-14	15-15
Interval					
01	0 - 0	44,615 - 56,863	63,091 - 78,742	89,924 - 111,352	124,995 - 139,264
02	36,021 - 43,749	56,864 - 67,538	78,743 - 90,480	111,353 - 127,422	139,265 - 149,966
03	43,750 - 49,867	67,539 - 74,654	90,481 - 98,305	127,423 - 138,136	149,967 - 157,100
04	49,868 - 51,363	74,655 - 76,894	98,306 - 101,254	138,137 - 142,280	157,100 - 157,100
05	51,364 - 52,904	76,895 - 79,201	101,255 - 104,292	142,281 - 146,548	157,100 - 157,100

Series: 1370

**Counties:** Calvert Co. MD 24 0000 009      Arlington Co. VA 51 0000 013      Charles Co. MD 24 0000 017  
 Fairfax Co. VA 51 0000 059      District of Columbia DC 11 0000 001      Frederick Co. MD 24 0000 021  
 Montgomery Co. MD 24 0000 031      Loudoun Co. VA 51 0000 107      Prince George's Co. MD 24 0000 033  
 Stafford Co. VA 51 0000 179      Prince William Co. VA 51 0000 153

Locality Area: Washington-Baltimore-Northern Virginia, DC-MD-VA-WV-PA



# Special Pay Tables

Report Run On: January 07, 2014

Page 51 of 169

PPS: DCB030402 OPM: 0304 ADMINISTRATIVE Path: ZA Effective:01-Jan-14  
 Prev. Yr Rate: 0.2422 Curr. Yr Rate: 0.2422 Loc. Diff: 1.00 Gen. Inc. 1.00 Issued:24-Dec-13

Band:	I	II	III	IV	V
Gs Range:	1-6	7-10	11-12	13-14	15-15
Interval					
01	0 - 0	42,631 - 56,863	63,091 - 78,742	89,924 - 111,352	124,995 - 139,264
02	36,021 - 43,749	56,864 - 67,538	78,743 - 90,480	111,353 - 127,422	139,265 - 149,966
03	43,750 - 49,867	67,539 - 74,654	90,481 - 98,305	127,423 - 138,136	149,967 - 157,100
04	49,868 - 51,363	74,655 - 76,894	98,306 - 101,254	138,137 - 142,280	157,100 - 157,100
05	51,364 - 52,904	76,895 - 79,201	101,255 - 104,292	142,281 - 146,548	157,100 - 157,100

Series: 0610

**Counties:** Calvert Co. MD 24 0000 009      Arlington Co. VA 51 0000 013      Charles Co. MD 24 0000 017  
 Fairfax Co. VA 51 0000 059      District of Columbia DC 11 0000 001      Frederick Co. MD 24 0000 021  
 Montgomery Co. MD 24 0000 031      Loudoun Co. VA 51 0000 107      Prince George's Co. MD 24 0000 033  
 Stafford Co. VA 51 0000 179      Prince William Co. VA 51 0000 153

**Locality Area: Washington-Baltimore-Northern Virginia, DC-MD-VA-WV-PA**



# Special Pay Tables

Report Run On: January 07, 2014

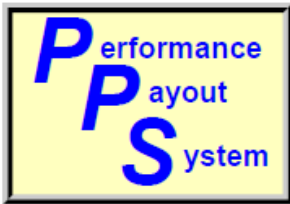
Page 52 of 169

PPS: DCB041401 OPM: 0414 PROFESSIONAL Path: ZP Effective:01-Jan-14  
 Prev. Yr Rate: 0.2422 Curr. Yr Rate: 0.2422 Loc. Diff: 1.00 Gen. Inc. 1.00 Issued:24-Dec-13

Band:	I	II	III	IV	V
Gs Range:	1-6	7-10	11-12	13-14	15-15
Interval					
01	0 - 0	44,615 - 56,863	63,091 - 78,742	89,924 - 111,352	124,995 - 139,264
02	36,021 - 43,749	56,864 - 67,538	78,743 - 90,480	111,353 - 127,422	139,265 - 149,966
03	43,750 - 49,867	67,539 - 74,654	90,481 - 98,305	127,423 - 138,136	149,967 - 157,100
04	49,868 - 51,363	74,655 - 76,894	98,306 - 101,254	138,137 - 142,280	157,100 - 157,100
05	51,364 - 52,904	76,895 - 79,201	101,255 - 104,292	142,281 - 146,548	157,100 - 157,100

**Series:** 0801 0808  
 0810 0819  
 0830 0861  
 0871 0896

Locality Area: Washington-Baltimore-Northern Virginia, DC-MD-VA-WV-PA



# Special Pay Tables

Report Run On: January 07, 2014

Page 53 of 169

PPS: DCB042201 OPM: 0422 PROFESSIONAL Path: ZP Effective:01-Jan-14  
 Prev. Yr Rate: 0.2422 Curr. Yr Rate: 0.2422 Loc. Diff: 1.00 Gen. Inc. 1.00 Issued:24-Dec-13

Band:	I	II	III	IV	V
Gs Range:	1-6	7-10	11-12	13-14	15-15
Interval					
01	0 - 0	44,615 - 56,863	63,091 - 78,742	89,924 - 111,352	124,995 - 139,264
02	36,021 - 43,749	56,864 - 67,538	78,743 - 90,480	111,353 - 127,422	139,265 - 149,966
03	43,750 - 49,867	67,539 - 74,654	90,481 - 98,305	127,423 - 138,136	149,967 - 157,100
04	49,868 - 51,363	74,655 - 76,894	98,306 - 101,254	138,137 - 142,280	157,100 - 157,100
05	51,364 - 52,904	76,895 - 79,201	101,255 - 104,292	142,281 - 146,548	157,100 - 157,100

Series: 0850 0855

Locality Area: Washington-Baltimore-Northern Virginia, DC-MD-VA-WV-PA



# Special Pay Tables

Report Run On: January 07, 2014

Page 54 of 169

PPS: DCB983D03 OPM: 983D CLERICAL AND SUPPORT Path: ZS Effective:01-Jan-14  
 Prev. Yr Rate: 0.2422 Curr. Yr Rate: 0.2422 Loc. Diff: 1.00 Gen. Inc. 1.00 Issued:24-Dec-13

Band:	I	II	III	IV	V
Gs Range:	1-2	3-4	5-6	7-8	9-10
Interval					
01	22,336 - 26,453	34,916 - 35,393	39,064 - 44,276	48,390 - 53,550	54,992 - 62,625
02	26,454 - 29,541	35,394 - 41,388	44,277 - 51,672	53,551 - 61,739	62,626 - 70,484
03	29,542 - 31,600	41,389 - 45,385	51,673 - 56,603	61,740 - 67,198	70,485 - 75,723
04	31,601 - 32,548	45,386 - 46,747	56,604 - 58,301	67,199 - 69,214	75,724 - 77,995
05	32,549 - 33,524	46,748 - 48,149	58,302 - 60,050	69,215 - 71,290	77,996 - 80,335

Series: 0083

Locality Area: Washington-Baltimore-Northern Virginia, DC-MD-VA-WV-PA



# Special Pay Tables

Report Run On: January 07, 2014

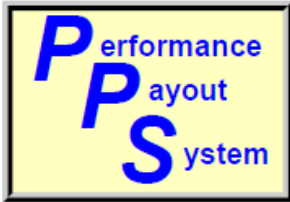
Page 55 of 169

PPS: DCB999C01 OPM: 999C PROFESSIONAL Path: ZP Effective:01-Jan-14  
 Prev. Yr Rate: 0.2422 Curr. Yr Rate: 0.2422 Loc. Diff: 1.00 Gen. Inc. 1.00 Issued:24-Dec-13

Band:	I	II	III	IV	V
Gs Range:	1-6	7-10	11-12	13-14	15-15
Interval					
01	0 - 0	46,331 - 56,863	63,091 - 78,742	89,924 - 111,352	124,995 - 139,264
02	38,787 - 44,186	56,864 - 67,538	78,743 - 90,480	111,353 - 127,422	139,265 - 149,966
03	44,187 - 50,429	67,539 - 74,654	90,481 - 98,305	127,423 - 138,136	149,967 - 157,100
04	50,430 - 51,942	74,655 - 76,894	98,306 - 101,254	138,137 - 142,280	157,100 - 157,100
05	51,943 - 53,500	76,895 - 79,201	101,255 - 104,292	142,281 - 146,548	157,100 - 157,100

Series: 0854 1550  
 2210

Locality Area: Washington-Baltimore-Northern Virginia, DC-MD-VA-WV-PA



# Special Pay Tables

Report Run On: January 07, 2014

Page 56 of 169

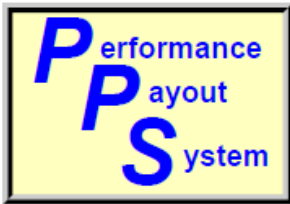
PPS: DCBLEO OPM: LEO ADMINISTRATIVE Path: ZA Effective:01-Jan-14  
 Prev. Yr Rate: 0.2422 Curr. Yr Rate: 0.2422 Loc. Diff: 1.00 Gen. Inc. 1.00 Issued:24-Dec-13

Band:	I	II	III	IV	V
Gs Range:	1-6	7-10	11-12	13-14	15-15
Interval					
01	22,336 - 37,412	48,315 - 60,872	63,091 - 78,742	89,924 - 111,352	124,995 - 139,264
02	37,413 - 48,720	60,873 - 70,290	78,743 - 90,480	111,353 - 127,422	139,265 - 149,966
03	48,721 - 56,258	70,291 - 76,568	90,481 - 98,305	127,423 - 138,136	149,967 - 157,100
04	56,259 - 57,946	76,569 - 78,865	98,306 - 101,254	138,137 - 142,280	157,100 - 157,100
05	57,947 - 59,684	78,866 - 81,231	101,255 - 104,292	142,281 - 146,548	157,100 - 157,100

Series: 1811

Locality Area: Washington-Baltimore-Northern Virginia, DC-MD-VA-WV-PA





# Special Pay Tables

Report Run On: January 07, 2014

Page 57 of 169

PPS: DEN041401 OPM: 0414 PROFESSIONAL Path: ZP Effective:01-Jan-14  
 Prev. Yr Rate: 0.2252 Curr. Yr Rate: 0.2252 Loc. Diff: 1.00 Gen. Inc. 1.00 Issued:24-Dec-13

Band:	I	II	III	IV	V
Gs Range:	1-6	7-10	11-12	13-14	15-15
Interval					
01	0 - 0	44,615 - 56,085	62,228 - 77,664	88,693 - 109,828	123,285 - 138,314
02	36,021 - 43,150	56,086 - 66,613	77,665 - 89,242	109,829 - 125,679	138,315 - 149,586
03	43,151 - 49,184	66,614 - 73,632	89,243 - 96,960	125,680 - 136,246	149,587 - 157,100
04	49,185 - 50,660	73,633 - 75,841	96,961 - 99,869	136,247 - 140,333	157,100 - 157,100
05	50,661 - 52,180	75,842 - 78,116	99,870 - 102,865	140,334 - 144,543	157,100 - 157,100

**Series:** 0801 0808  
 0810 0819  
 0830 0861  
 0871 0896

Locality Area: Denver-Aurora-Boulder, CO



# Special Pay Tables

Report Run On: January 07, 2014

Page 58 of 169

PPS: DEN042201 OPM: 0422 PROFESSIONAL Path: ZP Effective:01-Jan-14  
 Prev. Yr Rate: 0.2252 Curr. Yr Rate: 0.2252 Loc. Diff: 1.00 Gen. Inc. 1.00 Issued:24-Dec-13

Band:	I	II	III	IV	V
Gs Range:	1-6	7-10	11-12	13-14	15-15
Interval					
01	0 - 0	44,615 - 56,085	62,228 - 77,664	88,693 - 109,828	123,285 - 138,314
02	36,021 - 43,150	56,086 - 66,613	77,665 - 89,242	109,829 - 125,679	138,315 - 149,586
03	43,151 - 49,184	66,614 - 73,632	89,243 - 96,960	125,680 - 136,246	149,587 - 157,100
04	49,185 - 50,660	73,633 - 75,841	96,961 - 99,869	136,247 - 140,333	157,100 - 157,100
05	50,661 - 52,180	75,842 - 78,116	99,870 - 102,865	140,334 - 144,543	157,100 - 157,100

Series: 0850 0855

Locality Area: Denver-Aurora-Boulder, CO



# Special Pay Tables

Report Run On: January 07, 2014

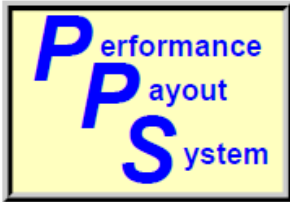
Page 59 of 169

PPS: DEN983C03 OPM: 983C CLERICAL AND SUPPORT Path: ZS Effective:01-Jan-14  
 Prev. Yr Rate: 0.2252 Curr. Yr Rate: 0.2252 Loc. Diff: 1.00 Gen. Inc. 1.00 Issued:24-Dec-13

Band:	I	II	III	IV	V
Gs Range:	1-2	3-4	5-6	7-8	9-10
Interval					
01	22,030 - 26,091	33,925 - 34,613	37,956 - 43,301	47,017 - 52,347	53,313 - 61,299
02	26,092 - 29,137	34,614 - 40,304	43,302 - 50,319	52,348 - 60,071	61,300 - 68,699
03	29,138 - 31,168	40,305 - 44,098	50,320 - 54,997	60,072 - 65,221	68,700 - 73,632
04	31,169 - 32,103	44,099 - 45,421	54,998 - 56,647	65,222 - 67,178	73,633 - 75,841
05	32,104 - 33,066	45,422 - 46,784	56,648 - 58,346	67,179 - 69,193	75,842 - 78,116

Series: 0083

Locality Area: Denver-Aurora-Boulder, CO



# Special Pay Tables

Report Run On: January 07, 2014

Page 60 of 169

PPS: DEN999D01 OPM: 999D PROFESSIONAL Path: ZP Effective:01-Jan-14  
 Prev. Yr Rate: 0.2252 Curr. Yr Rate: 0.2252 Loc. Diff: 1.00 Gen. Inc. 1.00 Issued:24-Dec-13

Band:	I	II	III	IV	V
Gs Range:	1-6	7-10	11-12	13-14	15-15
Interval					
01	0 - 0	47,360 - 56,085	62,472 - 77,664	88,693 - 109,828	123,285 - 138,314
02	39,618 - 44,959	56,086 - 66,613	77,665 - 89,242	109,829 - 125,679	138,315 - 149,586
03	44,960 - 51,510	66,614 - 73,632	89,243 - 96,960	125,680 - 136,246	149,587 - 157,100
04	51,511 - 53,055	73,633 - 75,841	96,961 - 99,869	136,247 - 140,333	157,100 - 157,100
05	53,056 - 54,647	75,842 - 78,116	99,870 - 102,865	140,334 - 144,543	157,100 - 157,100

Series: 0854 1550  
 2210

Locality Area: Denver-Aurora-Boulder, CO



# Special Pay Tables

Report Run On: January 07, 2014

Page 61 of 169

PPS: DENLEO OPM: LEO ADMINISTRATIVE Path: ZA Effective:01-Jan-14  
 Prev. Yr Rate: 0.2252 Curr. Yr Rate: 0.2252 Loc. Diff: 1.00 Gen. Inc. 1.00 Issued:24-Dec-13

Band:	I	II	III	IV	V
Gs Range:	1-6	7-10	11-12	13-14	15-15
Interval					
01	22,030 - 36,900	47,654 - 60,039	62,228 - 77,664	88,693 - 109,828	123,285 - 138,314
02	36,901 - 48,053	60,040 - 69,328	77,665 - 89,242	109,829 - 125,679	138,315 - 149,586
03	48,054 - 55,488	69,329 - 75,520	89,243 - 96,960	125,680 - 136,246	149,587 - 157,100
04	55,489 - 57,153	75,521 - 77,786	96,961 - 99,869	136,247 - 140,333	157,100 - 157,100
05	57,154 - 58,868	77,787 - 80,120	99,870 - 102,865	140,334 - 144,543	157,100 - 157,100

Series: 1811

Locality Area: Denver-Aurora-Boulder, CO



# Special Pay Tables

Report Run On: January 07, 2014

Page 62 of 169

PPS: DET041401 OPM: 0414 PROFESSIONAL Path: ZP Effective:01-Jan-14  
 Prev. Yr Rate: 0.2409 Curr. Yr Rate: 0.2409 Loc. Diff: 1.00 Gen. Inc.1.00 Issued:24-Dec-13

Band:	I	II	III	IV	V
Gs Range:	1-6	7-10	11-12	13-14	15-15
Interval					
01	0 - 0	44,615 - 56,804	63,025 - 78,659	89,830 - 111,235	124,864 - 139,191
02	36,021 - 43,703	56,805 - 67,467	78,660 - 90,385	111,236 - 127,289	139,192 - 149,936
03	43,704 - 49,815	67,468 - 74,576	90,386 - 98,202	127,290 - 137,992	149,937 - 157,100
04	49,816 - 51,309	74,577 - 76,813	98,203 - 101,148	137,993 - 142,132	157,100 - 157,100
05	51,310 - 52,848	76,814 - 79,117	101,149 - 104,182	142,133 - 146,396	157,100 - 157,100

**Series:** 0801 0808  
 0810 0819  
 0830 0861  
 0871 0896

Locality Area: Detroit-Warren-Flint, MI



# Special Pay Tables

Report Run On: January 07, 2014

Page 63 of 169

PPS: DET042201 OPM: 0422 PROFESSIONAL Path: ZP Effective:01-Jan-14  
 Prev. Yr Rate: 0.2409 Curr. Yr Rate: 0.2409 Loc. Diff: 1.00 Gen. Inc. 1.00 Issued:24-Dec-13

Band:	I	II	III	IV	V
Gs Range:	1-6	7-10	11-12	13-14	15-15
Interval					
01	0 - 0	44,615 - 56,804	63,025 - 78,659	89,830 - 111,235	124,864 - 139,191
02	36,021 - 43,703	56,805 - 67,467	78,660 - 90,385	111,236 - 127,289	139,192 - 149,936
03	43,704 - 49,815	67,468 - 74,576	90,386 - 98,202	127,290 - 137,992	149,937 - 157,100
04	49,816 - 51,309	74,577 - 76,813	98,203 - 101,148	137,993 - 142,132	157,100 - 157,100
05	51,310 - 52,848	76,814 - 79,117	101,149 - 104,182	142,133 - 146,396	157,100 - 157,100

Series: 0850 0855

Locality Area: Detroit-Warren-Flint, MI



# Special Pay Tables

Report Run On: January 07, 2014

Page 64 of 169

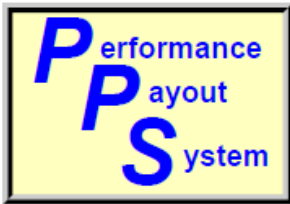
PPS: DET983C03 OPM: 983C CLERICAL AND SUPPORT Path: ZS Effective:01-Jan-14  
 Prev. Yr Rate: 0.2409 Curr. Yr Rate: 0.2409 Loc. Diff: 1.00 Gen. Inc. 1.00 Issued:24-Dec-13

Band:	I	II	III	IV	V
Gs Range:	1-2	3-4	5-6	7-8	9-10
Interval					
01	22,313 - 26,426	33,925 - 34,806	37,956 - 43,543	47,017 - 52,646	53,313 - 62,085
02	26,427 - 29,511	34,807 - 40,381	43,544 - 50,415	52,647 - 60,191	62,086 - 69,580
03	29,512 - 31,567	40,382 - 44,098	50,416 - 54,997	60,192 - 65,221	69,581 - 74,576
04	31,568 - 32,514	44,099 - 45,421	54,998 - 56,647	65,222 - 67,178	74,577 - 76,813
05	32,515 - 33,489	45,422 - 46,784	56,648 - 58,346	67,179 - 69,193	76,814 - 79,117

Series: 0083

Locality Area: Detroit-Warren-Flint, MI





# Special Pay Tables

Report Run On: January 07, 2014

Page 65 of 169

PPS: DET999D01 OPM: 999D PROFESSIONAL Path: ZP Effective:01-Jan-14  
 Prev. Yr Rate: 0.2409 Curr. Yr Rate: 0.2409 Loc. Diff: 1.00 Gen. Inc. 1.00 Issued:24-Dec-13

Band:	I	II	III	IV	V
Gs Range:	1-6	7-10	11-12	13-14	15-15
Interval					
01	0 - 0	47,360 - 56,804	63,025 - 78,659	89,830 - 111,235	124,864 - 139,191
02	39,618 - 45,022	56,805 - 67,467	78,660 - 90,385	111,236 - 127,289	139,192 - 149,936
03	45,023 - 51,510	67,468 - 74,576	90,386 - 98,202	127,290 - 137,992	149,937 - 157,100
04	51,511 - 53,055	74,577 - 76,813	98,203 - 101,148	137,993 - 142,132	157,100 - 157,100
05	53,056 - 54,647	76,814 - 79,117	101,149 - 104,182	142,133 - 146,396	157,100 - 157,100

Series: 0854 1550  
 2210

Locality Area: Detroit-Warren-Flint, MI



# Special Pay Tables

Report Run On: January 07, 2014

Page 66 of 169

PPS: DETLEO OPM: LEO ADMINISTRATIVE Path: ZA Effective:01-Jan-14  
 Prev. Yr Rate: 0.2409 Curr. Yr Rate: 0.2409 Loc. Diff: 1.00 Gen. Inc. 1.00 Issued:24-Dec-13

Band:	I	II	III	IV	V
Gs Range:	1-6	7-10	11-12	13-14	15-15
Interval					
01	22,313 - 37,373	48,265 - 60,809	63,025 - 78,659	89,830 - 111,235	124,864 - 139,191
02	37,374 - 48,669	60,810 - 70,216	78,660 - 90,385	111,236 - 127,289	139,192 - 149,936
03	48,670 - 56,199	70,217 - 76,488	90,386 - 98,202	127,290 - 137,992	149,937 - 157,100
04	56,200 - 57,885	76,489 - 78,783	98,203 - 101,148	137,993 - 142,132	157,100 - 157,100
05	57,886 - 59,622	78,784 - 81,146	101,149 - 104,182	142,133 - 146,396	157,100 - 157,100

Series: 1811

Locality Area: Detroit-Warren-Flint, MI



# Special Pay Tables

Report Run On: January 07, 2014

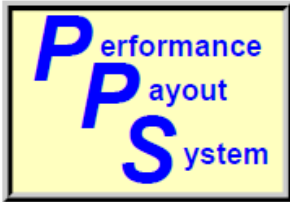
Page 67 of 169

PPS: DFW041401 OPM: 0414 PROFESSIONAL Path: ZP Effective:01-Jan-14  
 Prev. Yr Rate: 0.2067 Curr. Yr Rate: 0.2067 Loc. Diff: 1.00 Gen. Inc. 1.00 Issued:24-Dec-13

Band:	I	II	III	IV	V
Gs Range:	1-6	7-10	11-12	13-14	15-15
Interval					
01	0 - 0	44,615 - 55,238	61,288 - 76,492	87,354 - 108,170	121,423 - 137,279
02	36,021 - 42,499	55,239 - 65,607	76,493 - 87,894	108,171 - 123,781	137,280 - 149,172
03	42,500 - 48,442	65,608 - 72,520	87,895 - 95,496	123,782 - 134,189	149,173 - 157,100
04	48,443 - 49,895	72,521 - 74,696	95,497 - 98,361	134,190 - 138,215	157,100 - 157,100
05	49,896 - 51,392	74,697 - 76,937	98,362 - 101,312	138,216 - 142,361	157,100 - 157,100

**Series:** 0801 0808  
 0810 0819  
 0830 0861  
 0871 0896

Locality Area: Dallas-Fort Worth, TX



# Special Pay Tables

Report Run On: January 07, 2014

Page 68 of 169

PPS: DFW042201 OPM: 0422 PROFESSIONAL Path: ZP Effective:01-Jan-14  
 Prev. Yr Rate: 0.2067 Curr. Yr Rate: 0.2067 Loc. Diff: 1.00 Gen. Inc. 1.00 Issued:24-Dec-13

Band:	I	II	III	IV	V
Gs Range:	1-6	7-10	11-12	13-14	15-15
Interval					
01	0 - 0	44,615 - 55,238	61,288 - 76,492	87,354 - 108,170	121,423 - 137,279
02	36,021 - 42,499	55,239 - 65,607	76,493 - 87,894	108,171 - 123,781	137,280 - 149,172
03	42,500 - 48,442	65,608 - 72,520	87,895 - 95,496	123,782 - 134,189	149,173 - 157,100
04	48,443 - 49,895	72,521 - 74,696	95,497 - 98,361	134,190 - 138,215	157,100 - 157,100
05	49,896 - 51,392	74,697 - 76,937	98,362 - 101,312	138,216 - 142,361	157,100 - 157,100

Series: 0850 0855

Locality Area: Dallas-Fort Worth, TX



# Special Pay Tables

Report Run On: January 07, 2014

Page 69 of 169

PPS: DFW999C01 OPM: 999C PROFESSIONAL Path: ZP Effective:01-Jan-14  
 Prev. Yr Rate: 0.2067 Curr. Yr Rate: 0.2067 Loc. Diff: 1.00 Gen. Inc. 1.00 Issued:24-Dec-13

Band:	I	II	III	IV	V
Gs Range:	1-6	7-10	11-12	13-14	15-15
Interval					
01	0 - 0	46,331 - 55,238	61,288 - 76,492	87,354 - 108,170	121,423 - 137,279
02	38,787 - 44,044	55,239 - 65,607	76,493 - 87,894	108,171 - 123,781	137,280 - 149,172
03	44,045 - 50,429	65,608 - 72,520	87,895 - 95,496	123,782 - 134,189	149,173 - 157,100
04	50,430 - 51,942	72,521 - 74,696	95,497 - 98,361	134,190 - 138,215	157,100 - 157,100
05	51,943 - 53,500	74,697 - 76,937	98,362 - 101,312	138,216 - 142,361	157,100 - 157,100

Series: 0854 1550  
 2210

Locality Area: Dallas-Fort Worth, TX



# Special Pay Tables

Report Run On: January 07, 2014

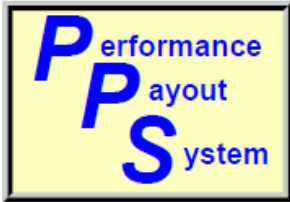
Page 70 of 169

PPS: DFWLEO OPM: LEO ADMINISTRATIVE Path: ZA Effective:01-Jan-14  
 Prev. Yr Rate: 0.2067 Curr. Yr Rate: 0.2067 Loc. Diff: 1.00 Gen. Inc. 1.00 Issued:24-Dec-13

Band:	I	II	III	IV	V
Gs Range:	1-6	7-10	11-12	13-14	15-15
Interval					
01	21,698 - 36,343	46,935 - 59,133	61,288 - 76,492	87,354 - 108,170	121,423 - 137,279
02	36,344 - 47,327	59,134 - 68,281	76,493 - 87,894	108,171 - 123,781	137,280 - 149,172
03	47,328 - 54,650	68,282 - 74,380	87,895 - 95,496	123,782 - 134,189	149,173 - 157,100
04	54,651 - 56,290	74,381 - 76,611	95,497 - 98,361	134,190 - 138,215	157,100 - 157,100
05	56,291 - 57,979	76,612 - 78,909	98,362 - 101,312	138,216 - 142,361	157,100 - 157,100

Series: 1811

Locality Area: Dallas-Fort Worth, TX



# Special Pay Tables

Report Run On: January 07, 2014

Page 71 of 169

PPS: HAR041401 OPM: 0414 PROFESSIONAL Path: ZP Effective:01-Jan-14  
 Prev. Yr Rate: 0.2582 Curr. Yr Rate: 0.2582 Loc. Diff: 1.00 Gen. Inc.1.00 Issued:24-Dec-13

Band:	I	II	III	IV	V
Gs Range:	1-6	7-10	11-12	13-14	15-15
Interval					
01	0 - 0	44,615 - 57,596	63,904 - 79,756	91,082 - 112,786	126,605 - 140,158
02	36,021 - 44,312	57,597 - 68,407	79,757 - 91,645	112,787 - 129,064	140,159 - 150,323
03	44,313 - 50,509	68,408 - 75,615	91,646 - 99,571	129,065 - 139,916	150,324 - 157,100
04	50,510 - 52,024	75,616 - 77,883	99,572 - 102,558	139,917 - 144,113	157,100 - 157,100
05	52,025 - 53,585	77,884 - 80,219	102,559 - 105,635	144,114 - 148,436	157,100 - 157,100

Series: 0801 0808  
 0810 0819  
 0830 0861  
 0871 0896

Locality Area: Hartford-West Hartford-Willimantic, CT-MA



# Special Pay Tables

Report Run On: January 07, 2014

Page 72 of 169

PPS: HAR042201 OPM: 0422 PROFESSIONAL Path: ZP Effective:01-Jan-14  
 Prev. Yr Rate: 0.2582 Curr. Yr Rate: 0.2582 Loc. Diff: 1.00 Gen. Inc. 1.00 Issued:24-Dec-13

Band:	I	II	III	IV	V
Gs Range:	1-6	7-10	11-12	13-14	15-15
Interval					
01	0 - 0	44,615 - 57,596	63,904 - 79,756	91,082 - 112,786	126,605 - 140,158
02	36,021 - 44,312	57,597 - 68,407	79,757 - 91,645	112,787 - 129,064	140,159 - 150,323
03	44,313 - 50,509	68,408 - 75,615	91,646 - 99,571	129,065 - 139,916	150,324 - 157,100
04	50,510 - 52,024	75,616 - 77,883	99,572 - 102,558	139,917 - 144,113	157,100 - 157,100
05	52,025 - 53,585	77,884 - 80,219	102,559 - 105,635	144,114 - 148,436	157,100 - 157,100

Series: 0850 0855

Locality Area: Hartford-West Hartford-Willimantic, CT-MA





# Special Pay Tables

Report Run On: January 07, 2014

Page 73 of 169

PPS: HAR999D01 OPM: 999D PROFESSIONAL Path: ZP Effective:01-Jan-14  
 Prev. Yr Rate: 0.2582 Curr. Yr Rate: 0.2582 Loc. Diff: 1.00 Gen. Inc. 1.00 Issued:24-Dec-13

Band:	I	II	III	IV	V
Gs Range:	1-6	7-10	11-12	13-14	15-15
Interval					
01	0 - 0	47,360 - 57,596	63,904 - 79,756	91,082 - 112,786	126,605 - 140,158
02	39,618 - 45,091	57,597 - 68,407	79,757 - 91,645	112,787 - 129,064	140,159 - 150,323
03	45,092 - 51,510	68,408 - 75,615	91,646 - 99,571	129,065 - 139,916	150,324 - 157,100
04	51,511 - 53,055	75,616 - 77,883	99,572 - 102,558	139,917 - 144,113	157,100 - 157,100
05	53,056 - 54,647	77,884 - 80,219	102,559 - 105,635	144,114 - 148,436	157,100 - 157,100

Series: 0854 1550  
 2210

Locality Area: Hartford-West Hartford-Willimantic, CT-MA



# Special Pay Tables

Report Run On: January 07, 2014

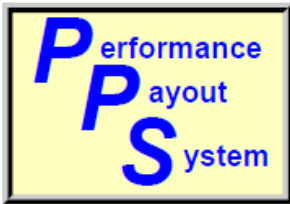
Page 74 of 169

PPS: HARLEO OPM: LEO ADMINISTRATIVE Path: ZA Effective:01-Jan-14  
 Prev. Yr Rate: 0.2582 Curr. Yr Rate: 0.2582 Loc. Diff: 1.00 Gen. Inc. 1.00 Issued:24-Dec-13

Band:	I	II	III	IV	V
Gs Range:	1-6	7-10	11-12	13-14	15-15
Interval					
01	22,624 - 37,895	48,938 - 61,656	63,904 - 79,756	91,082 - 112,786	126,605 - 140,158
02	37,896 - 49,348	61,657 - 71,195	79,757 - 91,645	112,787 - 129,064	140,159 - 150,323
03	49,349 - 56,983	71,196 - 77,554	91,646 - 99,571	129,065 - 139,916	150,324 - 157,100
04	56,984 - 58,692	77,555 - 79,881	99,572 - 102,558	139,917 - 144,113	157,100 - 157,100
05	58,693 - 60,453	79,882 - 82,277	102,559 - 105,635	144,114 - 148,436	157,100 - 157,100

Series: 1811

Locality Area: Hartford-West Hartford-Willimantic, CT-MA



# Special Pay Tables

Report Run On: January 07, 2014

Page 75 of 169

PPS: HI305H01 OPM: 305H PROFESSIONAL Path: ZP Effective:01-Jan-14  
 Prev. Yr Rate: 0.1651 Curr. Yr Rate: 0.1651 Loc. Diff: 1.00 Gen. Inc. 1.00 Issued:24-Dec-13

Band:	I	II	III	IV	V
Gs Range:	1-6	7-10	11-12	13-14	15-15
Interval					
01	0 - 0	44,561 - 55,389	62,561 - 74,756	84,343 - 104,441	117,237 - 132,868
02	36,899 - 41,034	55,390 - 66,941	74,757 - 86,442	104,442 - 119,514	132,869 - 144,591
03	41,035 - 46,772	66,942 - 74,643	86,443 - 94,233	119,515 - 129,563	144,592 - 152,407
04	46,773 - 48,175	74,644 - 76,882	94,234 - 97,060	129,564 - 133,450	152,408 - 156,979
05	48,176 - 49,620	76,883 - 79,188	97,061 - 99,972	133,451 - 137,454	156,980 - 157,100

Series: 0690

Counties: State of Hawaii 15 0000 000

Locality Area: Hawaii



# Special Pay Tables

Report Run On: January 07, 2014

Page 76 of 169

PPS: HI414H01 OPM: 414H PROFESSIONAL Path: ZP Effective:01-Jan-14  
 Prev. Yr Rate: 0.1651 Curr. Yr Rate: 0.1651 Loc. Diff: 1.00 Gen. Inc. 1.00 Issued:24-Dec-13

Band:	I	II	III	IV	V
Gs Range:	1-6	7-10	11-12	13-14	15-15
Interval					
01	0 - 0	50,281 - 56,068	65,947 - 74,756	84,343 - 104,441	117,237 - 132,868
02	40,595 - 43,765	56,069 - 68,130	74,757 - 86,442	104,442 - 119,514	132,869 - 144,591
03	43,766 - 50,284	68,131 - 76,171	86,443 - 94,233	119,515 - 129,563	144,592 - 152,407
04	50,285 - 51,793	76,172 - 78,456	94,234 - 97,060	129,564 - 133,450	152,408 - 156,979
05	51,794 - 53,347	78,457 - 80,810	97,061 - 99,972	133,451 - 137,454	156,980 - 157,100

**Series:** 0801 0808  
 0810 0819  
 0830 0861  
 0871 0896

**Counties:** State of Hawaii 15 0000 000  
**Locality Area:** Hawaii



# Special Pay Tables

Report Run On: January 07, 2014

Page 77 of 169

PPS: HI422H01 OPM: 422H PROFESSIONAL Path: ZP Effective:01-Jan-14  
 Prev. Yr Rate: 0.1651 Curr. Yr Rate: 0.1651 Loc. Diff: 1.00 Gen. Inc. 1.00 Issued:24-Dec-13

Band:	I	II	III	IV	V
Gs Range:	1-6	7-10	11-12	13-14	15-15
Interval					
01	0 - 0	50,281 - 56,068	67,640 - 76,560	84,343 - 104,441	117,237 - 132,868
02	40,595 - 43,765	56,069 - 68,130	76,561 - 89,599	104,442 - 119,514	132,869 - 144,591
03	43,766 - 50,284	68,131 - 76,171	89,600 - 98,291	119,515 - 129,563	144,592 - 152,407
04	50,285 - 51,793	76,172 - 78,456	98,292 - 101,240	129,564 - 133,450	152,408 - 156,979
05	51,794 - 53,347	78,457 - 80,810	101,241 - 104,277	133,451 - 137,454	156,980 - 157,100

Series: 0850 0855

Counties: State of Hawaii 15 0000 000

Locality Area: Hawaii



# Special Pay Tables

Report Run On: January 07, 2014

Page 78 of 169

PPS: HI99AH01 OPM: 99AH PROFESSIONAL Path: ZP Effective:01-Jan-14  
 Prev. Yr Rate: 0.1651 Curr. Yr Rate: 0.1651 Loc. Diff: 1.00 Gen. Inc. 1.00 Issued:24-Dec-13

Band:	I	II	III	IV	V
Gs Range:	1-6	7-10	11-12	13-14	15-15
Interval					
01	0 - 0	50,281 - 57,748	67,809 - 77,372	84,343 - 104,441	117,237 - 132,868
02	40,591 - 45,702	57,749 - 71,070	77,373 - 91,020	104,442 - 119,514	132,869 - 144,591
03	45,703 - 52,774	71,071 - 79,951	91,021 - 100,118	119,515 - 129,563	144,592 - 152,407
04	52,775 - 54,357	79,952 - 82,350	100,119 - 103,122	129,564 - 133,450	152,408 - 156,979
05	54,358 - 55,988	82,351 - 84,821	103,123 - 106,216	133,451 - 137,454	156,980 - 157,100

Series: 0854 1550  
 2210

Counties: State of Hawaii 15 0000 000

Locality Area: Hawaii



# Special Pay Tables

Report Run On: January 07, 2014

Page 79 of 169

PPS: HILEO      OPM: LEO      ADMINISTRATIVE      Path: ZA      Effective:01-Jan-14  
 Prev. Yr Rate: 0.1651      Curr. Yr Rate: 0.1651      Loc. Diff: 1.00      Gen. Inc. 1.00      Issued:24-Dec-13

Band:	I	II	III	IV	V
Gs Range:	1-6	7-10	11-12	13-14	15-15
Interval					
01	20,950 - 35,090	45,317 - 57,094	59,175 - 73,855	84,343 - 104,441	117,237 - 132,868
02	35,091 - 45,696	57,095 - 65,927	73,856 - 84,864	104,442 - 119,514	132,869 - 144,591
03	45,697 - 52,766	65,928 - 71,816	84,865 - 92,204	119,515 - 129,563	144,592 - 152,407
04	52,767 - 54,349	71,817 - 73,970	92,205 - 94,970	129,564 - 133,450	152,408 - 156,979
05	54,350 - 55,979	73,971 - 76,189	94,971 - 97,819	133,451 - 137,454	156,980 - 157,100

Series: 1811

Locality Area: Hawaii



# Special Pay Tables

Report Run On: January 07, 2014

Page 80 of 169

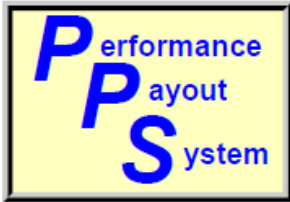
PPS: HNT030501 OPM: 0305 PROFESSIONAL Path: ZP Effective:01-Jan-14  
 Prev. Yr Rate: 0.1602 Curr. Yr Rate: 0.1602 Loc. Diff: 1.00 Gen. Inc. 1.00 Issued:24-Dec-13

Band:	I	II	III	IV	V
Gs Range:	1-6	7-10	11-12	13-14	15-15
Interval					
01	0 - 0	39,817 - 53,110	58,927 - 73,544	83,988 - 104,001	116,744 - 132,309
02	32,325 - 40,861	53,111 - 63,080	73,545 - 84,507	104,002 - 119,011	132,310 - 143,983
03	40,862 - 46,575	63,081 - 69,726	84,508 - 91,816	119,012 - 129,018	143,984 - 151,766
04	46,576 - 47,972	69,727 - 71,818	91,817 - 94,570	129,019 - 132,889	151,767 - 156,319
05	47,973 - 49,411	71,819 - 73,973	94,571 - 97,407	132,890 - 136,876	156,320 - 157,100

Series: 0690

Locality Area: Huntsville-Decatur, AL





# Special Pay Tables

Report Run On: January 07, 2014

Page 81 of 169

PPS: HNT041401 OPM: 0414 PROFESSIONAL Path: ZP Effective:01-Jan-14  
 Prev. Yr Rate: 0.1602 Curr. Yr Rate: 0.1602 Loc. Diff: 1.00 Gen. Inc.1.00 Issued:24-Dec-13

Band:	I	II	III	IV	V
Gs Range:	1-6	7-10	11-12	13-14	15-15
Interval					
01	0 - 0	44,615 - 53,110	58,927 - 73,544	83,988 - 104,001	116,744 - 132,309
02	36,021 - 40,861	53,111 - 63,080	73,545 - 84,507	104,002 - 119,011	132,310 - 143,983
03	40,862 - 46,575	63,081 - 69,726	84,508 - 91,816	119,012 - 129,018	143,984 - 151,766
04	46,576 - 47,972	69,727 - 71,818	91,817 - 94,570	129,019 - 132,889	151,767 - 156,319
05	47,973 - 49,411	71,819 - 73,973	94,571 - 97,407	132,890 - 136,876	156,320 - 157,100

Series: 0801 0808  
 0810 0819  
 0830 0861  
 0871 0896

Locality Area: Huntsville-Decatur, AL



# Special Pay Tables

Report Run On: January 07, 2014

Page 82 of 169

PPS: HNT042201 OPM: 0422 PROFESSIONAL Path: ZP Effective:01-Jan-14  
 Prev. Yr Rate: 0.1602 Curr. Yr Rate: 0.1602 Loc. Diff: 1.00 Gen. Inc. 1.00 Issued:24-Dec-13

Band:	I	II	III	IV	V
Gs Range:	1-6	7-10	11-12	13-14	15-15
Interval					
01	0 - 0	44,615 - 53,110	59,255 - 73,544	83,988 - 104,001	116,744 - 132,309
02	36,021 - 40,861	53,111 - 63,080	73,545 - 84,507	104,002 - 119,011	132,310 - 143,983
03	40,862 - 46,575	63,081 - 69,726	84,508 - 91,816	119,012 - 129,018	143,984 - 151,766
04	46,576 - 47,972	69,727 - 71,818	91,817 - 94,570	129,019 - 132,889	151,767 - 156,319
05	47,973 - 49,411	71,819 - 73,973	94,571 - 97,407	132,890 - 136,876	156,320 - 157,100

Series: 0850 0855

Locality Area: Huntsville-Decatur, AL



# Special Pay Tables

Report Run On: January 07, 2014

Page 83 of 169

PPS: HNT999B01 OPM: 999B PROFESSIONAL Path: ZP Effective:01-Jan-14  
 Prev. Yr Rate: 0.1602 Curr. Yr Rate: 0.1602 Loc. Diff: 1.00 Gen. Inc. 1.00 Issued:24-Dec-13

Band:	I	II	III	IV	V
Gs Range:	1-6	7-10	11-12	13-14	15-15
Interval					
01	0 - 0	45,644 - 53,650	59,932 - 73,544	83,988 - 104,001	116,744 - 132,309
02	38,233 - 43,299	53,651 - 64,025	73,545 - 84,507	104,002 - 119,011	132,310 - 143,983
03	43,300 - 49,709	64,026 - 70,941	84,508 - 91,816	119,012 - 129,018	143,984 - 151,766
04	49,710 - 51,200	70,942 - 73,069	91,817 - 94,570	129,019 - 132,889	151,767 - 156,319
05	51,201 - 52,736	73,070 - 75,261	94,571 - 97,407	132,890 - 136,876	156,320 - 157,100

Series: 0854 1550  
 2210

Locality Area: Huntsville-Decatur, AL



# Special Pay Tables

Report Run On: January 07, 2014

Page 84 of 169

PPS: HNTLEO OPM: LEO ADMINISTRATIVE Path: ZA Effective:01-Jan-14  
 Prev. Yr Rate: 0.1602 Curr. Yr Rate: 0.1602 Loc. Diff: 1.00 Gen. Inc. 1.00 Issued:24-Dec-13

Band:	I	II	III	IV	V
Gs Range:	1-6	7-10	11-12	13-14	15-15
Interval					
01	20,862 - 34,943	45,126 - 56,854	58,927 - 73,544	83,988 - 104,001	116,744 - 132,309
02	34,944 - 45,504	56,855 - 65,650	73,545 - 84,507	104,002 - 119,011	132,310 - 143,983
03	45,505 - 52,544	65,651 - 71,514	84,508 - 91,816	119,012 - 129,018	143,984 - 151,766
04	52,545 - 54,120	71,515 - 73,659	91,817 - 94,570	129,019 - 132,889	151,767 - 156,319
05	54,121 - 55,744	73,660 - 75,869	94,571 - 97,407	132,890 - 136,876	156,320 - 157,100

Series: 1811

Locality Area: Huntsville-Decatur, AL



# Special Pay Tables

Report Run On: January 07, 2014

Page 85 of 169

PPS: HOU041401 OPM: 0414 PROFESSIONAL Path: ZP Effective:01-Jan-14  
 Prev. Yr Rate: 0.2871 Curr. Yr Rate: 0.2871 Loc. Diff: 1.00 Gen. Inc. 1.00 Issued:24-Dec-13

Band:	I	II	III	IV	V
Gs Range:	1-6	7-10	11-12	13-14	15-15
Interval					
01	0 - 0	44,615 - 58,919	65,372 - 81,588	93,174 - 115,376	129,513 - 141,774
02	36,021 - 45,330	58,920 - 69,979	81,589 - 93,751	115,377 - 132,028	141,775 - 150,970
03	45,331 - 51,669	69,980 - 77,352	93,752 - 101,859	132,029 - 143,129	150,971 - 157,100
04	51,670 - 53,219	77,353 - 79,673	101,860 - 104,915	143,130 - 147,423	157,100 - 157,100
05	53,220 - 54,816	79,674 - 82,063	104,916 - 108,062	147,424 - 151,846	157,100 - 157,100

**Series:** 0801 0808  
 0810 0819  
 0830 0861  
 0871 0896

Locality Area: Houston-Baytown-Huntsville, TX



# Special Pay Tables

Report Run On: January 07, 2014

Page 86 of 169

PPS: HOU042201 OPM: 0422

PROFESSIONAL

Path: ZP

Effective:01-Jan-14

Prev. Yr Rate: 0.2871

Curr. Yr Rate: 0.2871

Loc. Diff: 1.00

Gen. Inc. 1.00

Issued:24-Dec-13

Band:	I	II	III	IV	V
Gs Range:	1-6	7-10	11-12	13-14	15-15
Interval					
01	0 - 0	44,615 - 58,919	65,372 - 81,588	93,174 - 115,376	129,513 - 141,774
02	36,021 - 45,330	58,920 - 69,979	81,589 - 93,751	115,377 - 132,028	141,775 - 150,970
03	45,331 - 51,669	69,980 - 77,352	93,752 - 101,859	132,029 - 143,129	150,971 - 157,100
04	51,670 - 53,219	77,353 - 79,673	101,860 - 104,915	143,130 - 147,423	157,100 - 157,100
05	53,220 - 54,816	79,674 - 82,063	104,916 - 108,062	147,424 - 151,846	157,100 - 157,100

Series:

0850

0855

Locality Area: Houston-Baytown-Huntsville, TX



# Special Pay Tables

Report Run On: January 07, 2014

Page 87 of 169

PPS: HOU983C03 OPM: 983C CLERICAL AND SUPPORT Path: ZS Effective:01-Jan-14  
 Prev. Yr Rate: 0.2871 Curr. Yr Rate: 0.2871 Loc. Diff: 1.00 Gen. Inc. 1.00 Issued:24-Dec-13

Band:	I	II	III	IV	V
Gs Range:	1-2	3-4	5-6	7-8	9-10
Interval					
01	23,143 - 27,410	33,925 - 35,372	37,956 - 44,254	47,017 - 53,527	54,031 - 64,396
02	27,411 - 30,610	35,373 - 40,608	44,255 - 50,700	53,528 - 60,543	64,397 - 72,170
03	30,611 - 32,743	40,609 - 44,098	50,701 - 54,997	60,544 - 65,221	72,171 - 77,352
04	32,744 - 33,725	44,099 - 45,421	54,998 - 56,647	65,222 - 67,178	77,353 - 79,673
05	33,726 - 34,737	45,422 - 46,784	56,648 - 58,346	67,179 - 69,193	79,674 - 82,063

Series: 0083

Locality Area: Houston-Baytown-Huntsville, TX



# Special Pay Tables

Report Run On: January 07, 2014

Page 88 of 169

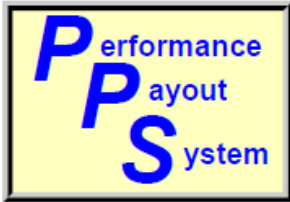
PPS: HOU999E01 OPM: 999E PROFESSIONAL Path: ZP Effective:01-Jan-14  
 Prev. Yr Rate: 0.2871 Curr. Yr Rate: 0.2871 Loc. Diff: 1.00 Gen. Inc. 1.00 Issued:24-Dec-13

Band:	I	II	III	IV	V
Gs Range:	1-6	7-10	11-12	13-14	15-15
Interval					
01	0 - 0	48,047 - 58,919	65,372 - 81,588	93,174 - 115,376	129,513 - 141,774
02	40,172 - 45,766	58,920 - 69,979	81,589 - 93,751	115,377 - 132,028	141,775 - 150,970
03	45,767 - 52,230	69,980 - 77,352	93,752 - 101,859	132,029 - 143,129	150,971 - 157,100
04	52,231 - 53,797	77,353 - 79,673	101,860 - 104,915	143,130 - 147,423	157,100 - 157,100
05	53,798 - 55,411	79,674 - 82,063	104,916 - 108,062	147,424 - 151,846	157,100 - 157,100

Series: 0854 1550  
 2210

Locality Area: Houston-Baytown-Huntsville, TX





# Special Pay Tables

Report Run On: January 07, 2014

Page 89 of 169

PPS: HOULEO OPM: LEO ADMINISTRATIVE Path: ZA Effective:01-Jan-14  
 Prev. Yr Rate: 0.2871 Curr. Yr Rate: 0.2871 Loc. Diff: 1.00 Gen. Inc. 1.00 Issued:24-Dec-13

Band:	I	II	III	IV	V
Gs Range:	1-6	7-10	11-12	13-14	15-15
Interval					
01	23,143 - 38,764	50,062 - 63,073	65,372 - 81,588	93,174 - 115,376	129,513 - 141,774
02	38,765 - 50,480	63,074 - 72,831	81,589 - 93,751	115,377 - 132,028	141,775 - 150,970
03	50,481 - 58,291	72,832 - 79,336	93,752 - 101,859	132,029 - 143,129	150,971 - 157,100
04	58,292 - 60,040	79,337 - 81,716	101,860 - 104,915	143,130 - 147,423	157,100 - 157,100
05	60,041 - 61,841	81,717 - 84,167	104,916 - 108,062	147,424 - 151,846	157,100 - 157,100

Series: 1811

Locality Area: Houston-Baytown-Huntsville, TX



# Special Pay Tables

Report Run On: January 07, 2014

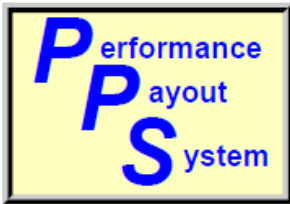
Page 90 of 169

PPS: IND030501 OPM: 0305 PROFESSIONAL Path: ZP Effective:01-Jan-14  
 Prev. Yr Rate: 0.1468 Curr. Yr Rate: 0.1468 Loc. Diff: 1.00 Gen. Inc. 1.00 Issued:24-Dec-13

Band:	I	II	III	IV	V
Gs Range:	1-6	7-10	11-12	13-14	15-15
Interval					
01	0 - 0	39,357 - 52,496	58,246 - 72,694	83,018 - 102,800	115,396 - 130,781
02	32,325 - 40,389	52,497 - 62,350	72,695 - 83,531	102,801 - 117,637	130,782 - 142,320
03	40,390 - 46,037	62,351 - 68,920	83,532 - 90,755	117,638 - 127,528	142,321 - 150,013
04	46,038 - 47,418	68,921 - 70,988	90,756 - 93,478	127,529 - 131,354	150,014 - 154,513
05	47,419 - 48,841	70,989 - 73,118	93,479 - 96,282	131,355 - 135,295	154,514 - 157,100

Series: 0690

Locality Area: Indianapolis-Anderson-Columbus, IN



# Special Pay Tables

Report Run On: January 07, 2014

Page 91 of 169

PPS: IND041401 OPM: 0414 PROFESSIONAL Path: ZP Effective:01-Jan-14  
 Prev. Yr Rate: 0.1468 Curr. Yr Rate: 0.1468 Loc. Diff: 1.00 Gen. Inc. 1.00 Issued:24-Dec-13

Band:	I	II	III	IV	V
Gs Range:	1-6	7-10	11-12	13-14	15-15
Interval					
01	0 - 0	44,615 - 52,496	58,246 - 72,694	83,018 - 102,800	115,396 - 130,781
02	36,021 - 40,389	52,497 - 62,350	72,695 - 83,531	102,801 - 117,637	130,782 - 142,320
03	40,390 - 46,037	62,351 - 68,920	83,532 - 90,755	117,638 - 127,528	142,321 - 150,013
04	46,038 - 47,418	68,921 - 70,988	90,756 - 93,478	127,529 - 131,354	150,014 - 154,513
05	47,419 - 48,841	70,989 - 73,118	93,479 - 96,282	131,355 - 135,295	154,514 - 157,100

**Series:** 0801 0808  
 0810 0819  
 0830 0861  
 0871 0896

Locality Area: Indianapolis-Anderson-Columbus, IN



# Special Pay Tables

Report Run On: January 07, 2014

Page 92 of 169

PPS: IND042201 OPM: 0422 PROFESSIONAL Path: ZP Effective:01-Jan-14  
 Prev. Yr Rate: 0.1468 Curr. Yr Rate: 0.1468 Loc. Diff: 1.00 Gen. Inc. 1.00 Issued:24-Dec-13

Band:	I	II	III	IV	V
Gs Range:	1-6	7-10	11-12	13-14	15-15
Interval					
01	0 - 0	44,615 - 52,496	59,255 - 72,694	83,018 - 102,800	115,396 - 130,781
02	36,021 - 40,389	52,497 - 62,350	72,695 - 83,531	102,801 - 117,637	130,782 - 142,320
03	40,390 - 46,037	62,351 - 68,920	83,532 - 90,755	117,638 - 127,528	142,321 - 150,013
04	46,038 - 47,418	68,921 - 70,988	90,756 - 93,478	127,529 - 131,354	150,014 - 154,513
05	47,419 - 48,841	70,989 - 73,118	93,479 - 96,282	131,355 - 135,295	154,514 - 157,100

Series: 0850 0855

Locality Area: Indianapolis-Anderson-Columbus, IN



# Special Pay Tables

Report Run On: January 07, 2014

Page 93 of 169

PPS: IND999B01 OPM: 999B PROFESSIONAL Path: ZP Effective:01-Jan-14  
 Prev. Yr Rate: 0.1468 Curr. Yr Rate: 0.1468 Loc. Diff: 1.00 Gen. Inc. 1.00 Issued:24-Dec-13

Band:	I	II	III	IV	V
Gs Range:	1-6	7-10	11-12	13-14	15-15
Interval					
01	0 - 0	45,644 - 53,394	59,932 - 72,694	83,018 - 102,800	115,396 - 130,781
02	38,233 - 43,245	53,395 - 63,922	72,695 - 83,531	102,801 - 117,637	130,782 - 142,320
03	43,246 - 49,709	63,923 - 70,941	83,532 - 90,755	117,638 - 127,528	142,321 - 150,013
04	49,710 - 51,200	70,942 - 73,069	90,756 - 93,478	127,529 - 131,354	150,014 - 154,513
05	51,201 - 52,736	73,070 - 75,261	93,479 - 96,282	131,355 - 135,295	154,514 - 157,100

Series: 0854 1550  
 2210

Locality Area: Indianapolis-Anderson-Columbus, IN



# Special Pay Tables

Report Run On: January 07, 2014

Page 94 of 169

PPS: INDLEO    OPM: LEO    ADMINISTRATIVE    Path: ZA    Effective:01-Jan-14  
 Prev. Yr Rate: 0.1468    Curr. Yr Rate: 0.1468    Loc. Diff: 1.00    Gen. Inc. 1.00    Issued:24-Dec-13

Band:	I	II	III	IV	V
Gs Range:	1-6	7-10	11-12	13-14	15-15
Interval					
01	20,621 - 34,539	44,605 - 56,197	58,246 - 72,694	83,018 - 102,800	115,396 - 130,781
02	34,540 - 44,978	56,198 - 64,892	72,695 - 83,531	102,801 - 117,637	130,782 - 142,320
03	44,979 - 51,937	64,893 - 70,688	83,532 - 90,755	117,638 - 127,528	142,321 - 150,013
04	51,938 - 53,495	70,689 - 72,809	90,756 - 93,478	127,529 - 131,354	150,014 - 154,513
05	53,496 - 55,100	72,810 - 74,993	93,479 - 96,282	131,355 - 135,295	154,514 - 157,100

Series: 1811

Locality Area: Indianapolis-Anderson-Columbus, IN



# Special Pay Tables

Report Run On: January 07, 2014

Page 95 of 169

PPS: LA041401 OPM: 0414 PROFESSIONAL Path: ZP Effective:01-Jan-14  
 Prev. Yr Rate: 0.2716 Curr. Yr Rate: 0.2716 Loc. Diff: 1.00 Gen. Inc. 1.00 Issued:24-Dec-13

Band:	I	II	III	IV	V
Gs Range:	1-6	7-10	11-12	13-14	15-15
Interval					
01	0 - 0	44,615 - 58,209	64,585 - 80,606	92,052 - 113,987	127,953 - 140,907
02	36,021 - 44,784	58,210 - 69,136	80,607 - 92,622	113,988 - 130,438	140,908 - 150,623
03	44,785 - 51,047	69,137 - 76,421	92,623 - 100,632	130,439 - 141,406	150,624 - 157,100
04	51,048 - 52,578	76,422 - 78,714	100,633 - 103,651	141,407 - 145,648	157,100 - 157,100
05	52,579 - 54,155	78,715 - 81,075	103,652 - 106,761	145,649 - 150,017	157,100 - 157,100

**Series:** 0801 0808  
 0810 0819  
 0830 0861  
 0871 0896

Locality Area: Los Angeles-Long Beach-Riverside, CA



# Special Pay Tables

Report Run On: January 07, 2014

Page 96 of 169

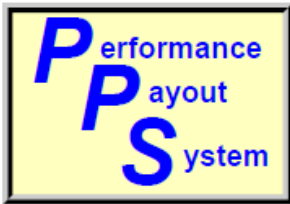
PPS: LA042201 OPM: 0422 PROFESSIONAL Path: ZP Effective:01-Jan-14  
 Prev. Yr Rate: 0.2716 Curr. Yr Rate: 0.2716 Loc. Diff: 1.00 Gen. Inc. 1.00 Issued:24-Dec-13

Band:	I	II	III	IV	V
Gs Range:	1-6	7-10	11-12	13-14	15-15
Interval					
01	0 - 0	44,615 - 58,209	64,585 - 80,606	92,052 - 113,987	127,953 - 140,907
02	36,021 - 44,784	58,210 - 69,136	80,607 - 92,622	113,988 - 130,438	140,908 - 150,623
03	44,785 - 51,047	69,137 - 76,421	92,623 - 100,632	130,439 - 141,406	150,624 - 157,100
04	51,048 - 52,578	76,422 - 78,714	100,633 - 103,651	141,407 - 145,648	157,100 - 157,100
05	52,579 - 54,155	78,715 - 81,075	103,652 - 106,761	145,649 - 150,017	157,100 - 157,100

Series: 0850 0855

Locality Area: Los Angeles-Long Beach-Riverside, CA





# Special Pay Tables

Report Run On: January 07, 2014

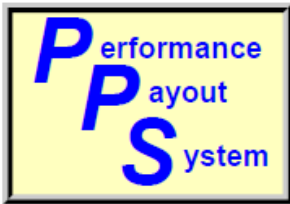
Page 97 of 169

PPS: LA999E01 OPM: 999E PROFESSIONAL Path: ZP Effective:01-Jan-14  
 Prev. Yr Rate: 0.2716 Curr. Yr Rate: 0.2716 Loc. Diff: 1.00 Gen. Inc. 1.00 Issued:24-Dec-13

Band:	I	II	III	IV	V
Gs Range:	1-6	7-10	11-12	13-14	15-15
Interval					
01	0 - 0	48,047 - 58,209	64,585 - 80,606	92,052 - 113,987	127,953 - 140,907
02	40,172 - 45,704	58,210 - 69,136	80,607 - 92,622	113,988 - 130,438	140,908 - 150,623
03	45,705 - 52,230	69,137 - 76,421	92,623 - 100,632	130,439 - 141,406	150,624 - 157,100
04	52,231 - 53,797	76,422 - 78,714	100,633 - 103,651	141,407 - 145,648	157,100 - 157,100
05	53,798 - 55,411	78,715 - 81,075	103,652 - 106,761	145,649 - 150,017	157,100 - 157,100

Series: 0854 1550  
 2210

Locality Area: Los Angeles-Long Beach-Riverside, CA



# Special Pay Tables

Report Run On: January 07, 2014

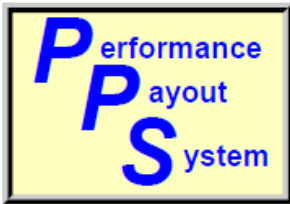
Page 98 of 169

PPS: LALEO    OPM: LEO    ADMINISTRATIVE    Path: ZA    Effective:01-Jan-14  
 Prev. Yr Rate: 0.2716    Curr. Yr Rate: 0.2716    Loc. Diff: 1.00    Gen. Inc. 1.00    Issued:24-Dec-13

Band:	I	II	III	IV	V
Gs Range:	1-6	7-10	11-12	13-14	15-15
Interval					
01	22,865 - 38,298	49,459 - 62,313	64,585 - 80,606	92,052 - 113,987	127,953 - 140,907
02	38,299 - 49,873	62,314 - 71,953	80,607 - 92,622	113,988 - 130,438	140,908 - 150,623
03	49,874 - 57,589	71,954 - 78,380	92,623 - 100,632	130,439 - 141,406	150,624 - 157,100
04	57,590 - 59,317	78,381 - 80,731	100,633 - 103,651	141,407 - 145,648	157,100 - 157,100
05	59,318 - 61,097	80,732 - 83,153	103,652 - 106,761	145,649 - 150,017	157,100 - 157,100

Series: 1811

Locality Area: Los Angeles-Long Beach-Riverside, CA



# Special Pay Tables

Report Run On: January 07, 2014

Page 99 of 169

PPS: MFL041401 OPM: 0414 PROFESSIONAL Path: ZP Effective:01-Jan-14  
 Prev. Yr Rate: 0.2079 Curr. Yr Rate: 0.2079 Loc. Diff: 1.00 Gen. Inc. 1.00 Issued:24-Dec-13

Band:	I	II	III	IV	V
Gs Range:	1-6	7-10	11-12	13-14	15-15
Interval					
01	0 - 0	44,615 - 55,293	61,349 - 76,568	87,441 - 108,277	121,544 - 137,347
02	36,021 - 42,541	55,294 - 65,672	76,569 - 87,982	108,278 - 123,904	137,348 - 149,199
03	42,542 - 48,490	65,673 - 72,592	87,983 - 95,591	123,905 - 134,322	149,200 - 157,100
04	48,491 - 49,945	72,593 - 74,770	95,592 - 98,459	134,323 - 138,352	157,100 - 157,100
05	49,946 - 51,443	74,771 - 77,013	98,460 - 101,413	138,353 - 142,503	157,100 - 157,100

**Series:** 0801 0808  
 0810 0819  
 0830 0861  
 0871 0896

Locality Area: Miami-Fort Lauderdale-Pompano Beach, FL



# Special Pay Tables

Report Run On: January 07, 2014

Page 100 of 169

PPS: MFL042201 OPM: 0422 PROFESSIONAL Path: ZP Effective:01-Jan-14  
 Prev. Yr Rate: 0.2079 Curr. Yr Rate: 0.2079 Loc. Diff: 1.00 Gen. Inc. 1.00 Issued:24-Dec-13

Band:	I	II	III	IV	V
Gs Range:	1-6	7-10	11-12	13-14	15-15
Interval					
01	0 - 0	44,615 - 55,293	61,349 - 76,568	87,441 - 108,277	121,544 - 137,347
02	36,021 - 42,541	55,294 - 65,672	76,569 - 87,982	108,278 - 123,904	137,348 - 149,199
03	42,542 - 48,490	65,673 - 72,592	87,983 - 95,591	123,905 - 134,322	149,200 - 157,100
04	48,491 - 49,945	72,593 - 74,770	95,592 - 98,459	134,323 - 138,352	157,100 - 157,100
05	49,946 - 51,443	74,771 - 77,013	98,460 - 101,413	138,353 - 142,503	157,100 - 157,100

Series: 0850 0855

Locality Area: Miami-Fort Lauderdale-Pompano Beach, FL



# Special Pay Tables

Report Run On: January 07, 2014

Page 101 of 169

PPS: MFL056901 OPM: 0569 PROFESSIONAL Path: ZP Effective:01-Jan-14  
 Prev. Yr Rate: 0.2079 Curr. Yr Rate: 0.2079 Loc. Diff: 1.00 Gen. Inc. 1.00 Issued:24-Dec-13

Band:	I	II	III	IV	V
Gs Range:	1-6	7-10	11-12	13-14	15-15
Interval					
01	0 - 0	44,615 - 55,293	66,027 - 79,807	94,108 - 112,829	121,544 - 137,347
02	36,017 - 42,541	55,294 - 65,672	79,808 - 93,650	112,830 - 131,870	137,348 - 149,199
03	42,542 - 48,490	65,673 - 72,592	93,651 - 102,879	131,871 - 144,564	149,200 - 157,100
04	48,491 - 49,945	72,593 - 74,770	102,880 - 105,965	144,565 - 148,901	157,100 - 157,100
05	49,946 - 51,443	74,771 - 77,013	105,966 - 109,144	148,902 - 153,368	157,100 - 157,100

Series: 1340

Locality Area: Miami-Fort Lauderdale-Pompano Beach, FL



# Special Pay Tables

Report Run On: January 07, 2014

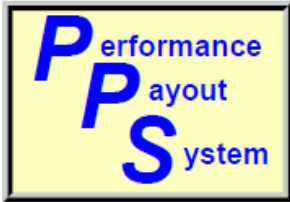
Page 102 of 169

PPS: MFL999C01 OPM: 999C PROFESSIONAL Path: ZP Effective:01-Jan-14  
 Prev. Yr Rate: 0.2079 Curr. Yr Rate: 0.2079 Loc. Diff: 1.00 Gen. Inc. 1.00 Issued:24-Dec-13

Band:	I	II	III	IV	V
Gs Range:	1-6	7-10	11-12	13-14	15-15
Interval					
01	0 - 0	46,331 - 55,293	61,349 - 76,568	87,441 - 108,277	121,544 - 137,347
02	38,787 - 44,049	55,294 - 65,672	76,569 - 87,982	108,278 - 123,904	137,348 - 149,199
03	44,050 - 50,429	65,673 - 72,592	87,983 - 95,591	123,905 - 134,322	149,200 - 157,100
04	50,430 - 51,942	72,593 - 74,770	95,592 - 98,459	134,323 - 138,352	157,100 - 157,100
05	51,943 - 53,500	74,771 - 77,013	98,460 - 101,413	138,353 - 142,503	157,100 - 157,100

Series: 0854 1550  
 2210

Locality Area: Miami-Fort Lauderdale-Pompano Beach, FL



# Special Pay Tables

Report Run On: January 07, 2014

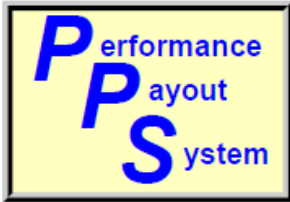
Page 103 of 169

PPS: MFLLEO OPM: LEO ADMINISTRATIVE Path: ZA Effective:01-Jan-14  
 Prev. Yr Rate: 0.2079 Curr. Yr Rate: 0.2079 Loc. Diff: 1.00 Gen. Inc. 1.00 Issued:24-Dec-13

Band:	I	II	III	IV	V
Gs Range:	1-6	7-10	11-12	13-14	15-15
Interval					
01	21,719 - 36,379	46,981 - 59,191	61,349 - 76,568	87,441 - 108,277	121,544 - 137,347
02	36,380 - 47,375	59,192 - 68,349	76,569 - 87,982	108,278 - 123,904	137,348 - 149,199
03	47,376 - 54,705	68,350 - 74,454	87,983 - 95,591	123,905 - 134,322	149,200 - 157,100
04	54,706 - 56,346	74,455 - 76,688	95,592 - 98,459	134,323 - 138,352	157,100 - 157,100
05	56,347 - 58,036	76,689 - 78,989	98,460 - 101,413	138,353 - 142,503	157,100 - 157,100

Series: 1811

Locality Area: Miami-Fort Lauderdale-Pompano Beach, FL



# Special Pay Tables

Report Run On: January 07, 2014

Page 104 of 169

PPS: MIL041401 OPM: 0414 PROFESSIONAL Path: ZP Effective:01-Jan-14  
 Prev. Yr Rate: 0.1810 Curr. Yr Rate: 0.1810 Loc. Diff: 1.00 Gen. Inc. 1.00 Issued:24-Dec-13

Band:	I	II	III	IV	V
Gs Range:	1-6	7-10	11-12	13-14	15-15
Interval					
01	0 - 0	44,615 - 54,062	59,983 - 74,863	85,494 - 105,866	118,837 - 134,681
02	36,021 - 41,594	54,063 - 64,210	74,864 - 86,022	105,867 - 121,145	134,682 - 146,565
03	41,595 - 47,410	64,211 - 70,976	86,023 - 93,462	121,146 - 131,331	146,566 - 154,487
04	47,411 - 48,832	70,977 - 73,105	93,463 - 96,266	131,332 - 135,271	154,488 - 157,100
05	48,833 - 50,297	73,106 - 75,298	96,267 - 99,154	135,272 - 139,329	157,100 - 157,100

**Series:** 0801 0808  
 0810 0819  
 0830 0861  
 0871 0896

Locality Area: Milwaukee-Racine-Waukesha, WI





# Special Pay Tables

Report Run On: January 07, 2014

Page 105 of 169

PPS: MIL042201 OPM: 0422 PROFESSIONAL Path: ZP Effective:01-Jan-14  
 Prev. Yr Rate: 0.1810 Curr. Yr Rate: 0.1810 Loc. Diff: 1.00 Gen. Inc. 1.00 Issued:24-Dec-13

Band:	I	II	III	IV	V
Gs Range:	1-6	7-10	11-12	13-14	15-15
Interval					
01	0 - 0	44,615 - 54,062	59,983 - 74,863	85,494 - 105,866	118,837 - 134,681
02	36,021 - 41,594	54,063 - 64,210	74,864 - 86,022	105,867 - 121,145	134,682 - 146,565
03	41,595 - 47,410	64,211 - 70,976	86,023 - 93,462	121,146 - 131,331	146,566 - 154,487
04	47,411 - 48,832	70,977 - 73,105	93,463 - 96,266	131,332 - 135,271	154,488 - 157,100
05	48,833 - 50,297	73,106 - 75,298	96,267 - 99,154	135,272 - 139,329	157,100 - 157,100

Series: 0850 0855

Locality Area: Milwaukee-Racine-Waukesha, WI



# Special Pay Tables

Report Run On: January 07, 2014

Page 106 of 169

PPS: MIL999B01 OPM: 999B PROFESSIONAL Path: ZP Effective:01-Jan-14  
 Prev. Yr Rate: 0.1810 Curr. Yr Rate: 0.1810 Loc. Diff: 1.00 Gen. Inc. 1.00 Issued:24-Dec-13

Band:	I	II	III	IV	V
Gs Range:	1-6	7-10	11-12	13-14	15-15
Interval					
01	0 - 0	45,644 - 54,062	59,983 - 74,863	85,494 - 105,866	118,837 - 134,681
02	38,233 - 43,382	54,063 - 64,210	74,864 - 86,022	105,867 - 121,145	134,682 - 146,565
03	43,383 - 49,709	64,211 - 70,976	86,023 - 93,462	121,146 - 131,331	146,566 - 154,487
04	49,710 - 51,200	70,977 - 73,105	93,463 - 96,266	131,332 - 135,271	154,488 - 157,100
05	51,201 - 52,736	73,106 - 75,298	96,267 - 99,154	135,272 - 139,329	157,100 - 157,100

Series: 0854 1550  
 2210

Locality Area: Milwaukee-Racine-Waukesha, WI



# Special Pay Tables

Report Run On: January 07, 2014

Page 107 of 169

PPS: MILLEO OPM: LEO ADMINISTRATIVE Path: ZA Effective:01-Jan-14  
 Prev. Yr Rate: 0.1810 Curr. Yr Rate: 0.1810 Loc. Diff: 1.00 Gen. Inc. 1.00 Issued:24-Dec-13

Band:	I	II	III	IV	V
Gs Range:	1-6	7-10	11-12	13-14	15-15
Interval					
01	21,236 - 35,569	45,935 - 57,873	59,983 - 74,863	85,494 - 105,866	118,837 - 134,681
02	35,570 - 46,319	57,874 - 66,827	74,864 - 86,022	105,867 - 121,145	134,682 - 146,565
03	46,320 - 53,486	66,828 - 72,796	86,023 - 93,462	121,146 - 131,331	146,566 - 154,487
04	53,487 - 55,091	72,797 - 74,980	93,463 - 96,266	131,332 - 135,271	154,488 - 157,100
05	55,092 - 56,744	74,981 - 77,229	96,267 - 99,154	135,272 - 139,329	157,100 - 157,100

Series: 1811

Locality Area: Milwaukee-Racine-Waukesha, WI



# Special Pay Tables

Report Run On: January 07, 2014

Page 108 of 169

PPS: MSP041401 OPM: 0414 PROFESSIONAL Path: ZP Effective:01-Jan-14  
 Prev. Yr Rate: 0.2096 Curr. Yr Rate: 0.2096 Loc. Diff: 1.00 Gen. Inc. 1.00 Issued:24-Dec-13

Band:	I	II	III	IV	V
Gs Range:	1-6	7-10	11-12	13-14	15-15
Interval					
01	0 - 0	44,615 - 55,371	61,436 - 76,676	87,564 - 108,429	121,715 - 137,442
02	36,021 - 42,601	55,372 - 65,765	76,677 - 88,105	108,430 - 124,078	137,443 - 149,237
03	42,602 - 48,558	65,766 - 72,695	88,106 - 95,725	124,079 - 134,511	149,238 - 157,100
04	48,559 - 50,015	72,696 - 74,876	95,726 - 98,597	134,512 - 138,546	157,100 - 157,100
05	50,016 - 51,515	74,877 - 77,122	98,598 - 101,555	138,547 - 142,702	157,100 - 157,100

Series: 0801 0808  
 0810 0819  
 0830 0861  
 0871 0896

Locality Area: Minneapolis-St. Paul-St. Cloud, MN-WI



# Special Pay Tables

Report Run On: January 07, 2014

Page 109 of 169

PPS: MSP042201 OPM: 0422 PROFESSIONAL Path: ZP Effective:01-Jan-14  
 Prev. Yr Rate: 0.2096 Curr. Yr Rate: 0.2096 Loc. Diff: 1.00 Gen. Inc. 1.00 Issued:24-Dec-13

Band:	I	II	III	IV	V
Gs Range:	1-6	7-10	11-12	13-14	15-15
Interval					
01	0 - 0	44,615 - 55,371	61,436 - 76,676	87,564 - 108,429	121,715 - 137,442
02	36,021 - 42,601	55,372 - 65,765	76,677 - 88,105	108,430 - 124,078	137,443 - 149,237
03	42,602 - 48,558	65,766 - 72,695	88,106 - 95,725	124,079 - 134,511	149,238 - 157,100
04	48,559 - 50,015	72,696 - 74,876	95,726 - 98,597	134,512 - 138,546	157,100 - 157,100
05	50,016 - 51,515	74,877 - 77,122	98,598 - 101,555	138,547 - 142,702	157,100 - 157,100

Series: 0850 0855

Locality Area: Minneapolis-St. Paul-St. Cloud, MN-WI



# Special Pay Tables

Report Run On: January 07, 2014

Page 110 of 169

PPS: MSP999C01 OPM: 999C PROFESSIONAL Path: ZP Effective:01-Jan-14  
 Prev. Yr Rate: 0.2096 Curr. Yr Rate: 0.2096 Loc. Diff: 1.00 Gen. Inc. 1.00 Issued:24-Dec-13

Band:	I	II	III	IV	V
Gs Range:	1-6	7-10	11-12	13-14	15-15
Interval					
01	0 - 0	46,331 - 55,371	61,436 - 76,676	87,564 - 108,429	121,715 - 137,442
02	38,787 - 44,056	55,372 - 65,765	76,677 - 88,105	108,430 - 124,078	137,443 - 149,237
03	44,057 - 50,429	65,766 - 72,695	88,106 - 95,725	124,079 - 134,511	149,238 - 157,100
04	50,430 - 51,942	72,696 - 74,876	95,726 - 98,597	134,512 - 138,546	157,100 - 157,100
05	51,943 - 53,500	74,877 - 77,122	98,598 - 101,555	138,547 - 142,702	157,100 - 157,100

Series: 0854 1550  
 2210

Locality Area: Minneapolis-St. Paul-St. Cloud, MN-WI



# Special Pay Tables

Report Run On: January 07, 2014

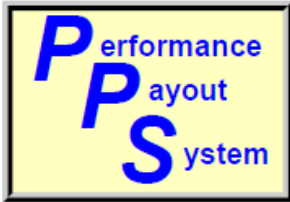
Page 111 of 169

PPS: MSPLEO OPM: LEO ADMINISTRATIVE Path: ZA Effective:01-Jan-14  
 Prev. Yr Rate: 0.2096 Curr. Yr Rate: 0.2096 Loc. Diff: 1.00 Gen. Inc. 1.00 Issued:24-Dec-13

Band:	I	II	III	IV	V
Gs Range:	1-6	7-10	11-12	13-14	15-15
Interval					
01	21,750 - 36,431	47,047 - 59,275	61,436 - 76,676	87,564 - 108,429	121,715 - 137,442
02	36,432 - 47,442	59,276 - 68,445	76,677 - 88,105	108,430 - 124,078	137,443 - 149,237
03	47,443 - 54,782	68,446 - 74,559	88,106 - 95,725	124,079 - 134,511	149,238 - 157,100
04	54,783 - 56,425	74,560 - 76,796	95,726 - 98,597	134,512 - 138,546	157,100 - 157,100
05	56,426 - 58,118	76,797 - 79,100	98,598 - 101,555	138,547 - 142,702	157,100 - 157,100

Series: 1811

Locality Area: Minneapolis-St. Paul-St. Cloud, MN-WI



# Special Pay Tables

Report Run On: January 07, 2014

Page 112 of 169

PPS: NY041401 OPM: 0414 PROFESSIONAL Path: ZP Effective:01-Jan-14  
 Prev. Yr Rate: 0.2872 Curr. Yr Rate: 0.2872 Loc. Diff: 1.00 Gen. Inc. 1.00 Issued:24-Dec-13

Band:	I	II	III	IV	V
Gs Range:	1-6	7-10	11-12	13-14	15-15
Interval					
01	0 - 0	44,615 - 58,923	65,377 - 81,594	93,182 - 115,386	129,523 - 141,779
02	36,021 - 45,333	58,924 - 69,984	81,595 - 93,757	115,387 - 132,039	141,780 - 150,972
03	45,334 - 51,673	69,985 - 77,358	93,758 - 101,866	132,040 - 143,141	150,973 - 157,100
04	51,674 - 53,223	77,359 - 79,679	101,867 - 104,922	143,142 - 147,435	157,100 - 157,100
05	53,224 - 54,820	79,680 - 82,069	104,923 - 108,070	147,436 - 151,858	157,100 - 157,100

**Series:** 0801 0808  
 0810 0819  
 0830 0861  
 0871 0896

Locality Area: New York-Newark-Bridgeport, NY-NJ-CT-PA





# Special Pay Tables

Report Run On: January 07, 2014

Page 113 of 169

PPS: NY042201 OPM: 0422 PROFESSIONAL Path: ZP Effective:01-Jan-14  
 Prev. Yr Rate: 0.2872 Curr. Yr Rate: 0.2872 Loc. Diff: 1.00 Gen. Inc. 1.00 Issued:24-Dec-13

Band:	I	II	III	IV	V
Gs Range:	1-6	7-10	11-12	13-14	15-15
Interval					
01	0 - 0	44,615 - 58,923	65,377 - 81,594	93,182 - 115,386	129,523 - 141,779
02	36,021 - 45,333	58,924 - 69,984	81,595 - 93,757	115,387 - 132,039	141,780 - 150,972
03	45,334 - 51,673	69,985 - 77,358	93,758 - 101,866	132,040 - 143,141	150,973 - 157,100
04	51,674 - 53,223	77,359 - 79,679	101,867 - 104,922	143,142 - 147,435	157,100 - 157,100
05	53,224 - 54,820	79,680 - 82,069	104,923 - 108,070	147,436 - 151,858	157,100 - 157,100

Series: 0850 0855

Locality Area: New York-Newark-Bridgeport, NY-NJ-CT-PA



# Special Pay Tables

Report Run On: January 07, 2014

Page 114 of 169

PPS: NY999E01 OPM: 999E PROFESSIONAL Path: ZP Effective:01-Jan-14  
 Prev. Yr Rate: 0.2872 Curr. Yr Rate: 0.2872 Loc. Diff: 1.00 Gen. Inc. 1.00 Issued:24-Dec-13

Band:	I	II	III	IV	V
Gs Range:	1-6	7-10	11-12	13-14	15-15
Interval					
01	0 - 0	48,047 - 58,923	65,377 - 81,594	93,182 - 115,386	129,523 - 141,779
02	40,172 - 45,767	58,924 - 69,984	81,595 - 93,757	115,387 - 132,039	141,780 - 150,972
03	45,768 - 52,230	69,985 - 77,358	93,758 - 101,866	132,040 - 143,141	150,973 - 157,100
04	52,231 - 53,797	77,359 - 79,679	101,867 - 104,922	143,142 - 147,435	157,100 - 157,100
05	53,798 - 55,411	79,680 - 82,069	104,923 - 108,070	147,436 - 151,858	157,100 - 157,100

Series: 0854 1550  
 2210

Locality Area: New York-Newark-Bridgeport, NY-NJ-CT-PA



# Special Pay Tables

Report Run On: January 07, 2014

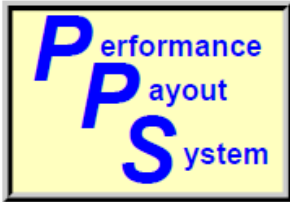
Page 115 of 169

PPS: NYLEO    OPM: LEO    ADMINISTRATIVE    Path: ZA    Effective:01-Jan-14  
 Prev. Yr Rate: 0.2872    Curr. Yr Rate: 0.2872    Loc. Diff: 1.00    Gen. Inc. 1.00    Issued:24-Dec-13

Band:	I	II	III	IV	V
Gs Range:	1-6	7-10	11-12	13-14	15-15
Interval					
01	23,145 - 38,768	50,066 - 63,078	65,377 - 81,594	93,182 - 115,386	129,523 - 141,779
02	38,769 - 50,485	63,079 - 72,836	81,595 - 93,757	115,387 - 132,039	141,780 - 150,972
03	50,486 - 58,296	72,837 - 79,342	93,758 - 101,866	132,040 - 143,141	150,973 - 157,100
04	58,297 - 60,045	79,343 - 81,722	101,867 - 104,922	143,142 - 147,435	157,100 - 157,100
05	60,046 - 61,846	81,723 - 84,174	104,923 - 108,070	147,436 - 151,858	157,100 - 157,100

Series: 1811

Locality Area: New York-Newark-Bridgeport, NY-NJ-CT-PA



# Special Pay Tables

Report Run On: January 07, 2014

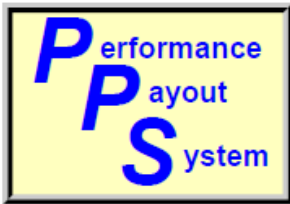
Page 116 of 169

PPS: OCO305F01 OPM: 305F PROFESSIONAL Path: ZP Effective:01-Jan-14  
 Prev. Yr Rate: 0.0 Curr. Yr Rate: 0.0 Loc. Diff: 0.0 Gen. Inc. 1.00 Issued:24-Dec-13

Band:	I	II	III	IV	V
Gs Range:	1-6	7-10	11-12	13-14	15-15
Interval					
01	0 - 0	38,895 - 47,831	54,176 - 64,291	72,391 - 89,641	100,624 - 114,040
02	32,325 - 35,605	47,832 - 57,965	64,292 - 74,417	89,642 - 102,578	114,041 - 124,102
03	35,606 - 40,641	57,966 - 64,721	74,418 - 81,167	102,579 - 111,203	124,103 - 130,810
04	40,642 - 41,860	64,722 - 66,663	81,168 - 83,602	111,204 - 114,539	130,811 - 134,734
05	41,861 - 43,116	66,664 - 68,663	83,603 - 86,110	114,540 - 117,975	134,735 - 138,776

Series: 0690

Locality Area: OUT OF US



# Special Pay Tables

Report Run On: January 07, 2014

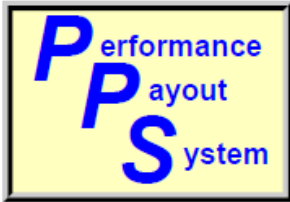
Page 117 of 169

PPS: OCO414F01 OPM: 414F PROFESSIONAL Path: ZP Effective:01-Jan-14  
 Prev. Yr Rate: 0.0 Curr. Yr Rate: 0.0 Loc. Diff: 0.0 Gen. Inc. 1.00 Issued:24-Dec-13

Band:	I	II	III	IV	V
Gs Range:	1-6	7-10	11-12	13-14	15-15
Interval					
01	0 - 0	44,615 - 48,915	57,562 - 64,291	72,391 - 89,641	100,624 - 114,040
02	36,021 - 38,480	48,916 - 59,863	64,292 - 74,417	89,642 - 102,578	114,041 - 124,102
03	38,481 - 44,337	59,864 - 67,161	74,418 - 81,167	102,579 - 111,203	124,103 - 130,810
04	44,338 - 45,667	67,162 - 69,176	81,168 - 83,602	111,204 - 114,539	130,811 - 134,734
05	45,668 - 47,037	69,177 - 71,251	83,603 - 86,110	114,540 - 117,975	134,735 - 138,776

**Series:** 0801 0808  
 0810 0819  
 0830 0861  
 0871 0896

Locality Area: OUT OF US



# Special Pay Tables

Report Run On: January 07, 2014

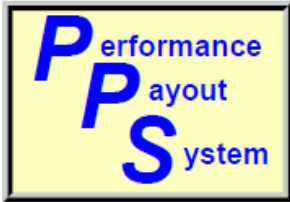
Page 118 of 169

PPS: OCO422F01 OPM: 422F PROFESSIONAL Path: ZP Effective:01-Jan-14  
 Prev. Yr Rate: 0.0 Curr. Yr Rate: 0.0 Loc. Diff: 0.0 Gen. Inc. 1.00 Issued:24-Dec-13

Band:	I	II	III	IV	V
Gs Range:	1-6	7-10	11-12	13-14	15-15
Interval					
01	0 - 0	44,615 - 48,915	59,255 - 66,094	72,391 - 89,641	100,624 - 114,040
02	36,021 - 38,480	48,916 - 59,863	66,095 - 77,573	89,642 - 102,578	114,041 - 124,102
03	38,481 - 44,337	59,864 - 67,161	77,574 - 85,225	102,579 - 111,203	124,103 - 130,810
04	44,338 - 45,667	67,162 - 69,176	85,226 - 87,782	111,204 - 114,539	130,811 - 134,734
05	45,668 - 47,037	69,177 - 71,251	87,783 - 90,415	114,540 - 117,975	134,735 - 138,776

Series: 0850 0855

Locality Area: OUT OF US



# Special Pay Tables

Report Run On: January 07, 2014

Page 119 of 169

PPS: OCO99AF01 OPM: 99AF PROFESSIONAL Path: ZP Effective:01-Jan-14  
 Prev. Yr Rate: 0.0 Curr. Yr Rate: 0.0 Loc. Diff: 0.0 Gen. Inc. 1.00 Issued:24-Dec-13

Band:	I	II	III	IV	V
Gs Range:	1-6	7-10	11-12	13-14	15-15
Interval					
01	0 - 0	44,615 - 50,595	59,424 - 66,906	72,391 - 89,641	100,624 - 114,040
02	36,017 - 40,417	50,596 - 62,803	66,907 - 78,994	89,642 - 102,578	114,041 - 124,102
03	40,418 - 46,827	62,804 - 70,941	78,995 - 87,052	102,579 - 111,203	124,103 - 130,810
04	46,828 - 48,232	70,942 - 73,069	87,053 - 89,664	111,204 - 114,539	130,811 - 134,734
05	48,233 - 49,679	73,070 - 75,261	89,665 - 92,354	114,540 - 117,975	134,735 - 138,776

Series: 0854 1550  
 2210

Locality Area: OUT OF US



# Special Pay Tables

Report Run On: January 07, 2014

Page 120 of 169

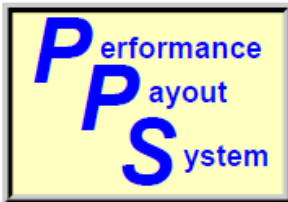
PPS: OSOLEO OPM: LEO ADMINISTRATIVE Path: ZA Effective:01-Jan-14  
 Prev. Yr Rate: 0.0 Curr. Yr Rate: 0.0 Loc. Diff: 0.0 Gen. Inc. 1.00 Issued:24-Dec-13

Band:	I	II	III	IV	V
Gs Range:	1-6	7-10	11-12	13-14	15-15
Interval					
01	17,981 - 30,118	38,895 - 49,003	50,790 - 63,389	72,391 - 89,641	100,624 - 114,040
02	30,119 - 39,221	49,004 - 56,585	63,390 - 72,838	89,642 - 102,578	114,041 - 124,102
03	39,222 - 45,289	56,586 - 61,639	72,839 - 79,138	102,579 - 111,203	124,103 - 130,810
04	45,290 - 46,648	61,640 - 63,488	79,139 - 81,512	111,204 - 114,539	130,811 - 134,734
05	46,649 - 48,047	63,489 - 65,393	81,513 - 83,957	114,540 - 117,975	134,735 - 138,776

Series: 1811

Locality Area: OUT OF US





# Special Pay Tables

Report Run On: January 07, 2014

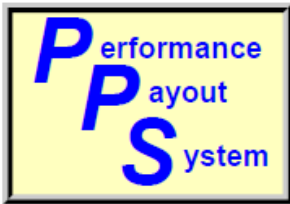
Page 121 of 169

PPS: PHL041401 OPM: 0414 PROFESSIONAL Path: ZP Effective:01-Jan-14  
 Prev. Yr Rate: 0.2179 Curr. Yr Rate: 0.2179 Loc. Diff: 1.00 Gen. Inc. 1.00 Issued:24-Dec-13

Band:	I	II	III	IV	V
Gs Range:	1-6	7-10	11-12	13-14	15-15
Interval					
01	0 - 0	44,615 - 55,751	61,857 - 77,201	88,165 - 109,173	122,550 - 137,906
02	36,021 - 42,893	55,752 - 66,216	77,202 - 88,710	109,174 - 124,930	137,907 - 149,422
03	42,894 - 48,891	66,217 - 73,193	88,711 - 96,382	124,931 - 135,434	149,423 - 157,100
04	48,892 - 50,358	73,194 - 75,389	96,383 - 99,273	135,435 - 139,497	157,100 - 157,100
05	50,359 - 51,869	75,390 - 77,651	99,274 - 102,251	139,498 - 143,682	157,100 - 157,100

**Series:** 0801 0808  
 0810 0819  
 0830 0861  
 0871 0896

Locality Area: Philadelphia-Camden-Vineland, PA-NJ-DE-MD



# Special Pay Tables

Report Run On: January 07, 2014

Page 122 of 169

PPS: PHL042201 OPM: 0422 PROFESSIONAL Path: ZP Effective:01-Jan-14  
 Prev. Yr Rate: 0.2179 Curr. Yr Rate: 0.2179 Loc. Diff: 1.00 Gen. Inc. 1.00 Issued:24-Dec-13

Band:	I	II	III	IV	V
Gs Range:	1-6	7-10	11-12	13-14	15-15
Interval					
01	0 - 0	44,615 - 55,751	61,857 - 77,201	88,165 - 109,173	122,550 - 137,906
02	36,021 - 42,893	55,752 - 66,216	77,202 - 88,710	109,174 - 124,930	137,907 - 149,422
03	42,894 - 48,891	66,217 - 73,193	88,711 - 96,382	124,931 - 135,434	149,423 - 157,100
04	48,892 - 50,358	73,194 - 75,389	96,383 - 99,273	135,435 - 139,497	157,100 - 157,100
05	50,359 - 51,869	75,390 - 77,651	99,274 - 102,251	139,498 - 143,682	157,100 - 157,100

Series: 0850 0855

Locality Area: Philadelphia-Camden-Vineland, PA-NJ-DE-MD



# Special Pay Tables

Report Run On: January 07, 2014

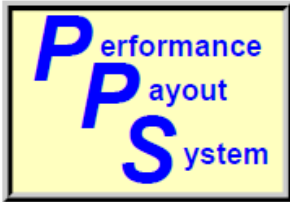
Page 123 of 169

PPS: PHL983C03 OPM: 983C CLERICAL AND SUPPORT Path: ZS Effective:01-Jan-14  
 Prev. Yr Rate: 0.2179 Curr. Yr Rate: 0.2179 Loc. Diff: 1.00 Gen. Inc. 1.00 Issued:24-Dec-13

Band:	I	II	III	IV	V
Gs Range:	1-2	3-4	5-6	7-8	9-10
Interval					
01	21,899 - 25,936	33,925 - 34,524	37,956 - 43,189	47,017 - 52,208	53,313 - 60,990
02	25,937 - 28,964	34,525 - 40,268	43,190 - 50,274	52,209 - 60,016	60,991 - 68,388
03	28,965 - 30,982	40,269 - 44,098	50,275 - 54,997	60,017 - 65,221	68,389 - 73,320
04	30,983 - 31,911	44,099 - 45,421	54,998 - 56,647	65,222 - 67,178	73,321 - 75,520
05	31,912 - 32,868	45,422 - 46,784	56,648 - 58,346	67,179 - 69,193	75,521 - 77,786

Series: 0083

Locality Area: Philadelphia-Camden-Vineland, PA-NJ-DE-MD



# Special Pay Tables

Report Run On: January 07, 2014

Page 124 of 169

PPS: PHL999C01 OPM: 999C PROFESSIONAL Path: ZP Effective:01-Jan-14  
 Prev. Yr Rate: 0.2179 Curr. Yr Rate: 0.2179 Loc. Diff: 1.00 Gen. Inc. 1.00 Issued:24-Dec-13

Band:	I	II	III	IV	V
Gs Range:	1-6	7-10	11-12	13-14	15-15
Interval					
01	0 - 0	46,331 - 55,751	61,857 - 77,201	88,165 - 109,173	122,550 - 137,906
02	38,787 - 44,089	55,752 - 66,216	77,202 - 88,710	109,174 - 124,930	137,907 - 149,422
03	44,090 - 50,429	66,217 - 73,193	88,711 - 96,382	124,931 - 135,434	149,423 - 157,100
04	50,430 - 51,942	73,194 - 75,389	96,383 - 99,273	135,435 - 139,497	157,100 - 157,100
05	51,943 - 53,500	75,390 - 77,651	99,274 - 102,251	139,498 - 143,682	157,100 - 157,100

Series: 0854 1550  
 2210

Locality Area: Philadelphia-Camden-Vineland, PA-NJ-DE-MD



# Special Pay Tables

Report Run On: January 07, 2014

Page 125 of 169

PPS: PHLEO OPM: LEO ADMINISTRATIVE Path: ZA Effective:01-Jan-14  
 Prev. Yr Rate: 0.2179 Curr. Yr Rate: 0.2179 Loc. Diff: 1.00 Gen. Inc. 1.00 Issued:24-Dec-13

Band:	I	II	III	IV	V
Gs Range:	1-6	7-10	11-12	13-14	15-15
Interval					
01	21,899 - 36,680	47,370 - 59,681	61,857 - 77,201	88,165 - 109,173	122,550 - 137,906
02	36,681 - 47,766	59,682 - 68,914	77,202 - 88,710	109,174 - 124,930	137,907 - 149,422
03	47,767 - 55,157	68,915 - 75,070	88,711 - 96,382	124,931 - 135,434	149,423 - 157,100
04	55,158 - 56,812	75,071 - 77,322	96,383 - 99,273	135,435 - 139,497	157,100 - 157,100
05	56,813 - 58,516	77,323 - 79,642	99,274 - 102,251	139,498 - 143,682	157,100 - 157,100

Series: 1811

Locality Area: Philadelphia-Camden-Vineland, PA-NJ-DE-MD



# Special Pay Tables

Report Run On: January 07, 2014

Page 126 of 169

PPS: PIT030501 OPM: 0305 PROFESSIONAL Path: ZP Effective:01-Jan-14  
 Prev. Yr Rate: 0.1637 Curr. Yr Rate: 0.1637 Loc. Diff: 1.00 Gen. Inc. 1.00 Issued:24-Dec-13

Band:	I	II	III	IV	V
Gs Range:	1-6	7-10	11-12	13-14	15-15
Interval					
01	32,325 - 32,387	39,937 - 53,270	59,104 - 73,766	84,241 - 104,315	117,096 - 132,708
02	32,388 - 40,984	53,271 - 63,270	73,767 - 84,762	104,316 - 119,370	132,709 - 144,418
03	40,985 - 46,716	63,271 - 69,936	84,763 - 92,093	119,371 - 129,407	144,419 - 152,224
04	46,717 - 48,117	69,937 - 72,034	92,094 - 94,856	129,408 - 133,289	152,225 - 156,791
05	48,118 - 49,561	72,035 - 74,195	94,857 - 97,702	133,290 - 137,288	156,792 - 157,100

Series: 0690

Locality Area: Pittsburgh-New Castle, PA



# Special Pay Tables

Report Run On: January 07, 2014

Page 127 of 169

PPS: PIT041401 OPM: 0414 PROFESSIONAL Path: ZP Effective:01-Jan-14  
 Prev. Yr Rate: 0.1637 Curr. Yr Rate: 0.1637 Loc. Diff: 1.00 Gen. Inc. 1.00 Issued:24-Dec-13

Band:	I	II	III	IV	V
Gs Range:	1-6	7-10	11-12	13-14	15-15
Interval					
01	0 - 0	44,615 - 53,270	59,104 - 73,766	84,241 - 104,315	117,096 - 132,708
02	36,021 - 40,984	53,271 - 63,270	73,767 - 84,762	104,316 - 119,370	132,709 - 144,418
03	40,985 - 46,716	63,271 - 69,936	84,763 - 92,093	119,371 - 129,407	144,419 - 152,224
04	46,717 - 48,117	69,937 - 72,034	92,094 - 94,856	129,408 - 133,289	152,225 - 156,791
05	48,118 - 49,561	72,035 - 74,195	94,857 - 97,702	133,290 - 137,288	156,792 - 157,100

**Series:** 0801 0808  
 0810 0819  
 0830 0861  
 0871 0896

Locality Area: Pittsburgh-New Castle, PA



# Special Pay Tables

Report Run On: January 07, 2014

Page 128 of 169

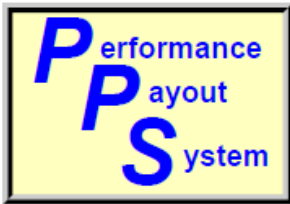
PPS: PIT042201 OPM: 0422 PROFESSIONAL Path: ZP Effective:01-Jan-14  
 Prev. Yr Rate: 0.1637 Curr. Yr Rate: 0.1637 Loc. Diff: 1.00 Gen. Inc. 1.00 Issued:24-Dec-13

Band:	I	II	III	IV	V
Gs Range:	1-6	7-10	11-12	13-14	15-15
Interval					
01	0 - 0	44,615 - 53,270	59,255 - 73,766	84,241 - 104,315	117,096 - 132,708
02	36,021 - 40,984	53,271 - 63,270	73,767 - 84,762	104,316 - 119,370	132,709 - 144,418
03	40,985 - 46,716	63,271 - 69,936	84,763 - 92,093	119,371 - 129,407	144,419 - 152,224
04	46,717 - 48,117	69,937 - 72,034	92,094 - 94,856	129,408 - 133,289	152,225 - 156,791
05	48,118 - 49,561	72,035 - 74,195	94,857 - 97,702	133,290 - 137,288	156,792 - 157,100

Series: 0850 0855

Locality Area: Pittsburgh-New Castle, PA





# Special Pay Tables

Report Run On: January 07, 2014

Page 129 of 169

PPS: PIT999B01 OPM: 999B PROFESSIONAL Path: ZP Effective:01-Jan-14  
 Prev. Yr Rate: 0.1637 Curr. Yr Rate: 0.1637 Loc. Diff: 1.00 Gen. Inc. 1.00 Issued:24-Dec-13

Band:	I	II	III	IV	V
Gs Range:	1-6	7-10	11-12	13-14	15-15
Interval					
01	0 - 0	45,644 - 53,717	59,932 - 73,766	84,241 - 104,315	117,096 - 132,708
02	38,233 - 43,312	53,718 - 64,051	73,767 - 84,762	104,316 - 119,370	132,709 - 144,418
03	43,313 - 49,709	64,052 - 70,941	84,763 - 92,093	119,371 - 129,407	144,419 - 152,224
04	49,710 - 51,200	70,942 - 73,069	92,094 - 94,856	129,408 - 133,289	152,225 - 156,791
05	51,201 - 52,736	73,070 - 75,261	94,857 - 97,702	133,290 - 137,288	156,792 - 157,100

Series: 0854 1550  
 2210

Locality Area: Pittsburgh-New Castle, PA



# Special Pay Tables

Report Run On: January 07, 2014

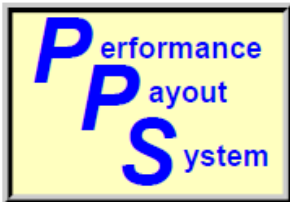
Page 130 of 169

PPS: PITLEO OPM: LEO ADMINISTRATIVE Path: ZA Effective:01-Jan-14  
 Prev. Yr Rate: 0.1637 Curr. Yr Rate: 0.1637 Loc. Diff: 1.00 Gen. Inc. 1.00 Issued:24-Dec-13

Band:	I	II	III	IV	V
Gs Range:	1-6	7-10	11-12	13-14	15-15
Interval					
01	20,924 - 35,048	45,262 - 57,025	59,104 - 73,766	84,241 - 104,315	117,096 - 132,708
02	35,049 - 45,641	57,026 - 65,847	73,767 - 84,762	104,316 - 119,370	132,709 - 144,418
03	45,642 - 52,703	65,848 - 71,729	84,763 - 92,093	119,371 - 129,407	144,419 - 152,224
04	52,704 - 54,284	71,730 - 73,881	92,094 - 94,856	129,408 - 133,289	152,225 - 156,791
05	54,285 - 55,913	73,882 - 76,097	94,857 - 97,702	133,290 - 137,288	156,792 - 157,100

Series: 1811

Locality Area: Pittsburgh-New Castle, PA



# Special Pay Tables

Report Run On: January 07, 2014

Page 131 of 169

PPS: POR041401 OPM: 0414 PROFESSIONAL Path: ZP Effective:01-Jan-14  
 Prev. Yr Rate: 0.2035 Curr. Yr Rate: 0.2035 Loc. Diff: 1.00 Gen. Inc. 1.00 Issued:24-Dec-13

Band:	I	II	III	IV	V
Gs Range:	1-6	7-10	11-12	13-14	15-15
Interval					
01	0 - 0	44,615 - 55,092	61,126 - 76,289	87,123 - 107,883	121,101 - 137,101
02	36,021 - 42,386	55,093 - 65,434	76,290 - 87,661	107,884 - 123,453	137,102 - 149,100
03	42,387 - 48,313	65,435 - 72,328	87,662 - 95,243	123,454 - 133,833	149,101 - 157,100
04	48,314 - 49,762	72,329 - 74,498	95,244 - 98,100	133,834 - 137,848	157,100 - 157,100
05	49,763 - 51,255	74,499 - 76,733	98,101 - 101,043	137,849 - 141,983	157,100 - 157,100

**Series:** 0801 0808  
 0810 0819  
 0830 0861  
 0871 0896

Locality Area: Portland-Vancouver-Beaverton, OR-WA



# Special Pay Tables

Report Run On: January 07, 2014

Page 132 of 169

PPS: POR042201 OPM: 0422 PROFESSIONAL Path: ZP Effective:01-Jan-14  
 Prev. Yr Rate: 0.2035 Curr. Yr Rate: 0.2035 Loc. Diff: 1.00 Gen. Inc. 1.00 Issued:24-Dec-13

Band:	I	II	III	IV	V
Gs Range:	1-6	7-10	11-12	13-14	15-15
Interval					
01	0 - 0	44,615 - 55,092	61,126 - 76,289	87,123 - 107,883	121,101 - 137,101
02	36,021 - 42,386	55,093 - 65,434	76,290 - 87,661	107,884 - 123,453	137,102 - 149,100
03	42,387 - 48,313	65,435 - 72,328	87,662 - 95,243	123,454 - 133,833	149,101 - 157,100
04	48,314 - 49,762	72,329 - 74,498	95,244 - 98,100	133,834 - 137,848	157,100 - 157,100
05	49,763 - 51,255	74,499 - 76,733	98,101 - 101,043	137,849 - 141,983	157,100 - 157,100

Series: 0850 0855

Locality Area: Portland-Vancouver-Beaverton, OR-WA



# Special Pay Tables

Report Run On: January 07, 2014

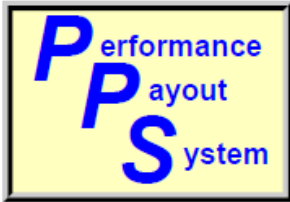
Page 133 of 169

PPS: POR999C01 OPM: 999C PROFESSIONAL Path: ZP Effective:01-Jan-14  
 Prev. Yr Rate: 0.2035 Curr. Yr Rate: 0.2035 Loc. Diff: 1.00 Gen. Inc. 1.00 Issued:24-Dec-13

Band:	I	II	III	IV	V
Gs Range:	1-6	7-10	11-12	13-14	15-15
Interval					
01	0 - 0	46,331 - 55,092	61,126 - 76,289	87,123 - 107,883	121,101 - 137,101
02	38,787 - 44,031	55,093 - 65,434	76,290 - 87,661	107,884 - 123,453	137,102 - 149,100
03	44,032 - 50,429	65,435 - 72,328	87,662 - 95,243	123,454 - 133,833	149,101 - 157,100
04	50,430 - 51,942	72,329 - 74,498	95,244 - 98,100	133,834 - 137,848	157,100 - 157,100
05	51,943 - 53,500	74,499 - 76,733	98,101 - 101,043	137,849 - 141,983	157,100 - 157,100

Series: 0854 1550  
 2210

Locality Area: Portland-Vancouver-Beaverton, OR-WA



# Special Pay Tables

Report Run On: January 07, 2014

Page 134 of 169

PPS: PORLEO OPM: LEO ADMINISTRATIVE Path: ZA Effective:01-Jan-14  
 Prev. Yr Rate: 0.2035 Curr. Yr Rate: 0.2035 Loc. Diff: 1.00 Gen. Inc. 1.00 Issued:24-Dec-13

Band:	I	II	III	IV	V
Gs Range:	1-6	7-10	11-12	13-14	15-15
Interval					
01	21,640 - 36,247	46,810 - 58,976	61,126 - 76,289	87,123 - 107,883	121,101 - 137,101
02	36,248 - 47,202	58,977 - 68,100	76,290 - 87,661	107,884 - 123,453	137,102 - 149,100
03	47,203 - 54,505	68,101 - 74,183	87,662 - 95,243	123,454 - 133,833	149,101 - 157,100
04	54,506 - 56,140	74,184 - 76,408	95,244 - 98,100	133,834 - 137,848	157,100 - 157,100
05	56,141 - 57,824	76,409 - 78,700	98,101 - 101,043	137,849 - 141,983	157,100 - 157,100

Series: 1811

Locality Area: Portland-Vancouver-Beaverton, OR-WA



# Special Pay Tables

Report Run On: January 07, 2014

Page 135 of 169

PPS: PX041401 OPM: 0414 PROFESSIONAL Path: ZP Effective:01-Jan-14  
 Prev. Yr Rate: 0.1676 Curr. Yr Rate: 0.1676 Loc. Diff: 1.00 Gen. Inc. 1.00 Issued:24-Dec-13

Band:	I	II	III	IV	V
Gs Range:	1-6	7-10	11-12	13-14	15-15
Interval					
01	0 - 0	44,615 - 53,448	59,302 - 74,013	84,524 - 104,665	117,489 - 133,153
02	36,021 - 41,122	53,449 - 63,481	74,014 - 85,046	104,666 - 119,771	133,154 - 144,902
03	41,123 - 46,872	63,482 - 70,170	85,047 - 92,402	119,772 - 129,841	144,903 - 152,734
04	46,873 - 48,278	70,171 - 72,275	92,403 - 95,174	129,842 - 133,736	152,735 - 157,100
05	48,279 - 49,726	72,276 - 74,443	95,175 - 98,029	133,737 - 137,748	157,100 - 157,100

**Series:** 0801 0808  
 0810 0819  
 0830 0861  
 0871 0896

Locality Area: Phoenix-Mesa-Scottsdale, AZ



# Special Pay Tables

Report Run On: January 07, 2014

Page 136 of 169

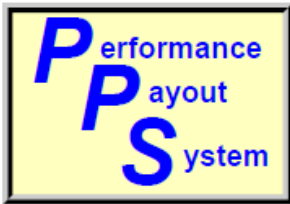
PPS: PX042201 OPM: 0422 PROFESSIONAL Path: ZP Effective:01-Jan-14  
 Prev. Yr Rate: 0.1676 Curr. Yr Rate: 0.1676 Loc. Diff: 1.00 Gen. Inc.1.00 Issued:24-Dec-13

Band:	I	II	III	IV	V
Gs Range:	1-6	7-10	11-12	13-14	15-15
Interval					
01	0 - 0	44,615 - 53,448	59,302 - 74,013	84,524 - 104,665	117,489 - 133,153
02	36,021 - 41,122	53,449 - 63,481	74,014 - 85,046	104,666 - 119,771	133,154 - 144,902
03	41,123 - 46,872	63,482 - 70,170	85,047 - 92,402	119,772 - 129,841	144,903 - 152,734
04	46,873 - 48,278	70,171 - 72,275	92,403 - 95,174	129,842 - 133,736	152,735 - 157,100
05	48,279 - 49,726	72,276 - 74,443	95,175 - 98,029	133,737 - 137,748	157,100 - 157,100

Series: 0850 0855

Locality Area: Phoenix-Mesa-Scottsdale, AZ





# Special Pay Tables

Report Run On: January 07, 2014

Page 137 of 169

PPS: PX999B01 OPM: 999B PROFESSIONAL Path: ZP Effective:01-Jan-14  
 Prev. Yr Rate: 0.1676 Curr. Yr Rate: 0.1676 Loc. Diff: 1.00 Gen. Inc. 1.00 Issued:24-Dec-13

Band:	I	II	III	IV	V
Gs Range:	1-6	7-10	11-12	13-14	15-15
Interval					
01	0 - 0	45,644 - 53,791	59,932 - 74,013	84,524 - 104,665	117,489 - 133,153
02	38,233 - 43,328	53,792 - 64,081	74,014 - 85,046	104,666 - 119,771	133,154 - 144,902
03	43,329 - 49,709	64,082 - 70,941	85,047 - 92,402	119,772 - 129,841	144,903 - 152,734
04	49,710 - 51,200	70,942 - 73,069	92,403 - 95,174	129,842 - 133,736	152,735 - 157,100
05	51,201 - 52,736	73,070 - 75,261	95,175 - 98,029	133,737 - 137,748	157,100 - 157,100

Series: 0854 1550  
 2210

Locality Area: Phoenix-Mesa-Scottsdale, AZ



# Special Pay Tables

Report Run On: January 07, 2014

Page 138 of 169

PPS: PXLEO    OPM: LEO    ADMINISTRATIVE    Path: ZA    Effective:01-Jan-14  
 Prev. Yr Rate: 0.1676    Curr. Yr Rate: 0.1676    Loc. Diff: 1.00    Gen. Inc. 1.00    Issued:24-Dec-13

Band:	I	II	III	IV	V
Gs Range:	1-6	7-10	11-12	13-14	15-15
Interval					
01	20,995 - 35,166	45,414 - 57,217	59,302 - 74,013	84,524 - 104,665	117,489 - 133,153
02	35,167 - 45,794	57,218 - 66,069	74,014 - 85,046	104,666 - 119,771	133,154 - 144,902
03	45,795 - 52,879	66,070 - 71,970	85,047 - 92,402	119,772 - 129,841	144,903 - 152,734
04	52,880 - 54,465	71,971 - 74,129	92,403 - 95,174	129,842 - 133,736	152,735 - 157,100
05	54,466 - 56,099	74,130 - 76,353	95,175 - 98,029	133,737 - 137,748	157,100 - 157,100

Series: 1811

Locality Area: Phoenix-Mesa-Scottsdale, AZ



# Special Pay Tables

Report Run On: January 07, 2014

Page 139 of 169

PPS: RA041401 OPM: 0414 PROFESSIONAL Path: ZP Effective:01-Jan-14  
 Prev. Yr Rate: 0.1764 Curr. Yr Rate: 0.1764 Loc. Diff: 1.00 Gen. Inc. 1.00 Issued:24-Dec-13

Band:	I	II	III	IV	V
Gs Range:	1-6	7-10	11-12	13-14	15-15
Interval					
01	0 - 0	44,615 - 53,851	59,749 - 74,571	85,161 - 105,453	118,374 - 134,157
02	36,021 - 41,431	53,852 - 63,960	74,572 - 85,687	105,454 - 120,673	134,158 - 145,994
03	41,432 - 47,225	63,961 - 70,699	85,688 - 93,098	120,674 - 130,819	145,995 - 153,885
04	47,226 - 48,642	70,700 - 72,820	93,099 - 95,891	130,820 - 134,744	153,886 - 157,100
05	48,643 - 50,101	72,821 - 75,005	95,892 - 98,768	134,745 - 138,786	157,100 - 157,100

**Series:** 0801 0808  
 0810 0819  
 0830 0861  
 0871 0896

Locality Area: Raleigh-Durham-Cary, NC



# Special Pay Tables

Report Run On: January 07, 2014

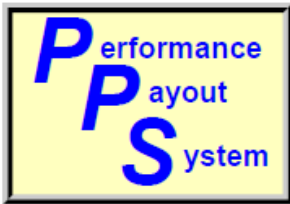
Page 140 of 169

PPS: RA042201 OPM: 0422 PROFESSIONAL Path: ZP Effective:01-Jan-14  
 Prev. Yr Rate: 0.1764 Curr. Yr Rate: 0.1764 Loc. Diff: 1.00 Gen. Inc. 1.00 Issued:24-Dec-13

Band:	I	II	III	IV	V
Gs Range:	1-6	7-10	11-12	13-14	15-15
Interval					
01	0 - 0	44,615 - 53,851	59,749 - 74,571	85,161 - 105,453	118,374 - 134,157
02	36,021 - 41,431	53,852 - 63,960	74,572 - 85,687	105,454 - 120,673	134,158 - 145,994
03	41,432 - 47,225	63,961 - 70,699	85,688 - 93,098	120,674 - 130,819	145,995 - 153,885
04	47,226 - 48,642	70,700 - 72,820	93,099 - 95,891	130,820 - 134,744	153,886 - 157,100
05	48,643 - 50,101	72,821 - 75,005	95,892 - 98,768	134,745 - 138,786	157,100 - 157,100

Series: 0850 0855

Locality Area: Raleigh-Durham-Cary, NC



# Special Pay Tables

Report Run On: January 07, 2014

Page 141 of 169

PPS: RA999B01 OPM: 999B PROFESSIONAL Path: ZP Effective:01-Jan-14  
 Prev. Yr Rate: 0.1764 Curr. Yr Rate: 0.1764 Loc. Diff: 1.00 Gen. Inc. 1.00 Issued:24-Dec-13

Band:	I	II	III	IV	V
Gs Range:	1-6	7-10	11-12	13-14	15-15
Interval					
01	0 - 0	45,644 - 53,959	59,932 - 74,571	85,161 - 105,453	118,374 - 134,157
02	38,233 - 43,363	53,960 - 64,148	74,572 - 85,687	105,454 - 120,673	134,158 - 145,994
03	43,364 - 49,709	64,149 - 70,941	85,688 - 93,098	120,674 - 130,819	145,995 - 153,885
04	49,710 - 51,200	70,942 - 73,069	93,099 - 95,891	130,820 - 134,744	153,886 - 157,100
05	51,201 - 52,736	73,070 - 75,261	95,892 - 98,768	134,745 - 138,786	157,100 - 157,100

Series: 0854 1550  
 2210

Locality Area: Raleigh-Durham-Cary, NC



# Special Pay Tables

Report Run On: January 07, 2014

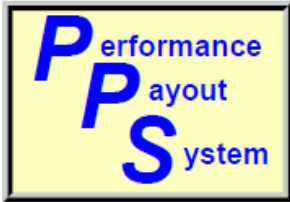
Page 142 of 169

PPS: RALEO    OPM: LEO    ADMINISTRATIVE    Path: ZA    Effective:01-Jan-14  
 Prev. Yr Rate: 0.1764    Curr. Yr Rate: 0.1764    Loc. Diff: 1.00    Gen. Inc. 1.00    Issued:24-Dec-13

Band:	I	II	III	IV	V
Gs Range:	1-6	7-10	11-12	13-14	15-15
Interval					
01	21,153 - 35,431	45,756 - 57,648	59,749 - 74,571	85,161 - 105,453	118,374 - 134,157
02	35,432 - 46,139	57,649 - 66,566	74,572 - 85,687	105,454 - 120,673	134,158 - 145,994
03	46,140 - 53,278	66,567 - 72,512	85,688 - 93,098	120,674 - 130,819	145,995 - 153,885
04	53,279 - 54,876	72,513 - 74,687	93,099 - 95,891	130,820 - 134,744	153,886 - 157,100
05	54,877 - 56,522	74,688 - 76,928	95,892 - 98,768	134,745 - 138,786	157,100 - 157,100

Series: 1811

Locality Area: Raleigh-Durham-Cary, NC



# Special Pay Tables

Report Run On: January 07, 2014

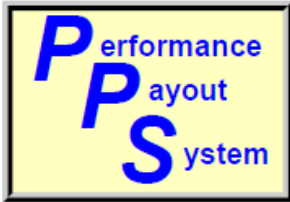
Page 143 of 169

PPS: RCH030501 OPM: 0305 PROFESSIONAL Path: ZP Effective:01-Jan-14  
 Prev. Yr Rate: 0.1647 Curr. Yr Rate: 0.1647 Loc. Diff: 1.00 Gen. Inc. 1.00 Issued:24-Dec-13

Band:	I	II	III	IV	V
Gs Range:	1-6	7-10	11-12	13-14	15-15
Interval					
01	32,325 - 32,415	39,971 - 53,315	59,155 - 73,829	84,314 - 104,405	117,197 - 132,822
02	32,416 - 41,020	53,316 - 63,324	73,830 - 84,835	104,406 - 119,473	132,823 - 144,541
03	41,021 - 46,756	63,325 - 69,996	84,836 - 92,172	119,474 - 129,518	144,542 - 152,354
04	46,757 - 48,159	69,997 - 72,096	92,173 - 94,937	129,519 - 133,404	152,355 - 156,925
05	48,160 - 49,604	72,097 - 74,259	94,938 - 97,785	133,405 - 137,406	156,926 - 157,100

Series: 0690

Locality Area: Richmond, VA



# Special Pay Tables

Report Run On: January 07, 2014

Page 144 of 169

PPS: RCH041401 OPM: 0414 PROFESSIONAL Path: ZP Effective:01-Jan-14  
 Prev. Yr Rate: 0.1647 Curr. Yr Rate: 0.1647 Loc. Diff: 1.00 Gen. Inc. 1.00 Issued:24-Dec-13

Band:	I	II	III	IV	V
Gs Range:	1-6	7-10	11-12	13-14	15-15
Interval					
01	0 - 0	44,615 - 53,315	59,155 - 73,829	84,314 - 104,405	117,197 - 132,822
02	36,021 - 41,020	53,316 - 63,324	73,830 - 84,835	104,406 - 119,473	132,823 - 144,541
03	41,021 - 46,756	63,325 - 69,996	84,836 - 92,172	119,474 - 129,518	144,542 - 152,354
04	46,757 - 48,159	69,997 - 72,096	92,173 - 94,937	129,519 - 133,404	152,355 - 156,925
05	48,160 - 49,604	72,097 - 74,259	94,938 - 97,785	133,405 - 137,406	156,926 - 157,100

**Series:** 0801 0808  
 0810 0819  
 0830 0861  
 0871 0896

Locality Area: Richmond, VA





# Special Pay Tables

Report Run On: January 07, 2014

Page 145 of 169

PPS: RCH042201 OPM: 0422 PROFESSIONAL Path: ZP Effective:01-Jan-14  
 Prev. Yr Rate: 0.1647 Curr. Yr Rate: 0.1647 Loc. Diff: 1.00 Gen. Inc. 1.00 Issued:24-Dec-13

Band:	I	II	III	IV	V
Gs Range:	1-6	7-10	11-12	13-14	15-15
Interval					
01	0 - 0	44,615 - 53,315	59,255 - 73,829	84,314 - 104,405	117,197 - 132,822
02	36,021 - 41,020	53,316 - 63,324	73,830 - 84,835	104,406 - 119,473	132,823 - 144,541
03	41,021 - 46,756	63,325 - 69,996	84,836 - 92,172	119,474 - 129,518	144,542 - 152,354
04	46,757 - 48,159	69,997 - 72,096	92,173 - 94,937	129,519 - 133,404	152,355 - 156,925
05	48,160 - 49,604	72,097 - 74,259	94,938 - 97,785	133,405 - 137,406	156,926 - 157,100

Series: 0850 0855

Locality Area: Richmond, VA



# Special Pay Tables

Report Run On: January 07, 2014

Page 146 of 169

PPS: RCH999B01 OPM: 999B PROFESSIONAL Path: ZP Effective:01-Jan-14  
 Prev. Yr Rate: 0.1647 Curr. Yr Rate: 0.1647 Loc. Diff: 1.00 Gen. Inc. 1.00 Issued:24-Dec-13

Band:	I	II	III	IV	V
Gs Range:	1-6	7-10	11-12	13-14	15-15
Interval					
01	0 - 0	45,644 - 53,735	59,932 - 73,829	84,314 - 104,405	117,197 - 132,822
02	38,233 - 43,316	53,736 - 64,059	73,830 - 84,835	104,406 - 119,473	132,823 - 144,541
03	43,317 - 49,709	64,060 - 70,941	84,836 - 92,172	119,474 - 129,518	144,542 - 152,354
04	49,710 - 51,200	70,942 - 73,069	92,173 - 94,937	129,519 - 133,404	152,355 - 156,925
05	51,201 - 52,736	73,070 - 75,261	94,938 - 97,785	133,405 - 137,406	156,926 - 157,100

Series: 0854 1550  
 2210

Locality Area: Richmond, VA



# Special Pay Tables

Report Run On: January 07, 2014

Page 147 of 169

PPS: RCHLEO OPM: LEO ADMINISTRATIVE Path: ZA Effective:01-Jan-14  
 Prev. Yr Rate: 0.1647 Curr. Yr Rate: 0.1647 Loc. Diff: 1.00 Gen. Inc. 1.00 Issued:24-Dec-13

Band:	I	II	III	IV	V
Gs Range:	1-6	7-10	11-12	13-14	15-15
Interval					
01	20,942 - 35,078	45,301 - 57,074	59,155 - 73,829	84,314 - 104,405	117,197 - 132,822
02	35,079 - 45,680	57,075 - 65,904	73,830 - 84,835	104,406 - 119,473	132,823 - 144,541
03	45,681 - 52,748	65,905 - 71,791	84,836 - 92,172	119,474 - 129,518	144,542 - 152,354
04	52,749 - 54,330	71,792 - 73,945	92,173 - 94,937	129,519 - 133,404	152,355 - 156,925
05	54,331 - 55,960	73,946 - 76,163	94,938 - 97,785	133,405 - 137,406	156,926 - 157,100

Series: 1811

Locality Area: Richmond, VA



# Special Pay Tables

Report Run On: January 07, 2014

Page 148 of 169

PPS: RUS030501 OPM: 0305 PROFESSIONAL Path: ZP Effective:01-Jan-14  
 Prev. Yr Rate: 0.1416 Curr. Yr Rate: 0.1416 Loc. Diff: 1.00 Gen. Inc. 1.00 Issued:24-Dec-13

Band:	I	II	III	IV	V
Gs Range:	1-6	7-10	11-12	13-14	15-15
Interval					
01	0 - 0	39,179 - 52,259	57,982 - 72,365	82,642 - 102,334	114,872 - 130,188
02	32,325 - 40,206	52,260 - 62,068	72,366 - 83,152	102,335 - 117,103	130,189 - 141,675
03	40,207 - 45,828	62,069 - 68,608	83,153 - 90,344	117,104 - 126,949	141,676 - 149,333
04	45,829 - 47,203	68,609 - 70,666	90,345 - 93,054	126,950 - 130,757	149,334 - 153,813
05	47,204 - 48,619	70,667 - 72,786	93,055 - 95,846	130,758 - 134,680	153,814 - 157,100

Series: 0690

Locality Area: REST of US



# Special Pay Tables

Report Run On: January 07, 2014

Page 149 of 169

PPS: RUS041401 OPM: 0414 PROFESSIONAL Path: ZP Effective:01-Jan-14  
 Prev. Yr Rate: 0.1416 Curr. Yr Rate: 0.1416 Loc. Diff: 1.00 Gen. Inc. 1.00 Issued:24-Dec-13

Band:	I	II	III	IV	V
Gs Range:	1-6	7-10	11-12	13-14	15-15
Interval					
01	0 - 0	44,615 - 52,259	57,982 - 72,365	82,642 - 102,334	114,872 - 130,188
02	36,021 - 40,206	52,260 - 62,068	72,366 - 83,152	102,335 - 117,103	130,189 - 141,675
03	40,207 - 45,828	62,069 - 68,608	83,153 - 90,344	117,104 - 126,949	141,676 - 149,333
04	45,829 - 47,203	68,609 - 70,666	90,345 - 93,054	126,950 - 130,757	149,334 - 153,813
05	47,204 - 48,619	70,667 - 72,786	93,055 - 95,846	130,758 - 134,680	153,814 - 157,100

**Series:** 0801 0808  
 0810 0819  
 0830 0861  
 0871 0896

Locality Area: REST of US



# Special Pay Tables

Report Run On: January 07, 2014

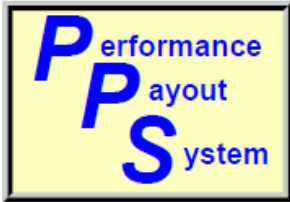
Page 150 of 169

PPS: RUS042201 OPM: 0422 PROFESSIONAL Path: ZP Effective:01-Jan-14  
 Prev. Yr Rate: 0.1416 Curr. Yr Rate: 0.1416 Loc. Diff: 1.00 Gen. Inc. 1.00 Issued:24-Dec-13

Band:	I	II	III	IV	V
Gs Range:	1-6	7-10	11-12	13-14	15-15
Interval					
01	0 - 0	44,615 - 52,259	59,255 - 72,365	82,642 - 102,334	114,872 - 130,188
02	36,021 - 40,206	52,260 - 62,068	72,366 - 83,152	102,335 - 117,103	130,189 - 141,675
03	40,207 - 45,828	62,069 - 68,608	83,153 - 90,344	117,104 - 126,949	141,676 - 149,333
04	45,829 - 47,203	68,609 - 70,666	90,345 - 93,054	126,950 - 130,757	149,334 - 153,813
05	47,204 - 48,619	70,667 - 72,786	93,055 - 95,846	130,758 - 134,680	153,814 - 157,100

Series: 0850 0855

Locality Area: REST of US



# Special Pay Tables

Report Run On: January 07, 2014

Page 151 of 169

PPS: RUS999B01 OPM: 999B PROFESSIONAL Path: ZP Effective:01-Jan-14  
 Prev. Yr Rate: 0.1416 Curr. Yr Rate: 0.1416 Loc. Diff: 1.00 Gen. Inc. 1.00 Issued:24-Dec-13

Band:	I	II	III	IV	V
Gs Range:	1-6	7-10	11-12	13-14	15-15
Interval					
01	0 - 0	45,644 - 53,295	59,932 - 72,365	82,642 - 102,334	114,872 - 130,188
02	38,233 - 43,224	53,296 - 63,883	72,366 - 83,152	102,335 - 117,103	130,189 - 141,675
03	43,225 - 49,709	63,884 - 70,941	83,153 - 90,344	117,104 - 126,949	141,676 - 149,333
04	49,710 - 51,200	70,942 - 73,069	90,345 - 93,054	126,950 - 130,757	149,334 - 153,813
05	51,201 - 52,736	73,070 - 75,261	93,055 - 95,846	130,758 - 134,680	153,814 - 157,100

Series: 0854 1550  
 2210

Locality Area: REST of US



# Special Pay Tables

Report Run On: January 07, 2014

Page 152 of 169

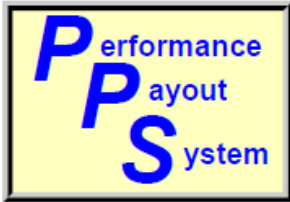
PPS: RUSLEO OPM: LEO ADMINISTRATIVE Path: ZA Effective:01-Jan-14  
 Prev. Yr Rate: 0.1416 Curr. Yr Rate: 0.1416 Loc. Diff: 1.00 Gen. Inc. 1.00 Issued:24-Dec-13

Band:	I	II	III	IV	V
Gs Range:	1-6	7-10	11-12	13-14	15-15
Interval					
01	20,527 - 34,383	44,403 - 55,943	57,982 - 72,365	82,642 - 102,334	114,872 - 130,188
02	34,384 - 44,774	55,944 - 64,597	72,366 - 83,152	102,335 - 117,103	130,189 - 141,675
03	44,775 - 51,702	64,598 - 70,367	83,153 - 90,344	117,104 - 126,949	141,676 - 149,333
04	51,703 - 53,253	70,368 - 72,478	90,345 - 93,054	126,950 - 130,757	149,334 - 153,813
05	53,254 - 54,851	72,479 - 74,652	93,055 - 95,846	130,758 - 134,680	153,814 - 157,100

Series: 1811

Locality Area: REST of US





# Special Pay Tables

Report Run On: January 07, 2014

Page 153 of 169

PPS: SAC041401 OPM: 0414 PROFESSIONAL Path: ZP Effective:01-Jan-14  
 Prev. Yr Rate: 0.2220 Curr. Yr Rate: 0.2220 Loc. Diff: 1.00 Gen. Inc. 1.00 Issued:24-Dec-13

Band:	I	II	III	IV	V
Gs Range:	1-6	7-10	11-12	13-14	15-15
Interval					
01	0 - 0	44,615 - 55,939	62,065 - 77,461	88,462 - 109,541	122,963 - 138,135
02	36,021 - 43,038	55,940 - 66,440	77,462 - 89,009	109,542 - 125,350	138,136 - 149,514
03	43,039 - 49,056	66,441 - 73,440	89,010 - 96,707	125,351 - 135,890	149,515 - 157,100
04	49,057 - 50,528	73,441 - 75,643	96,708 - 99,608	135,891 - 139,967	157,100 - 157,100
05	50,529 - 52,044	75,644 - 77,912	99,609 - 102,596	139,968 - 144,166	157,100 - 157,100

**Series:** 0801 0808  
 0810 0819  
 0830 0861  
 0871 0896

Locality Area: Sacramento--Arden-Arcade--Yuba City, CA-NV



# Special Pay Tables

Report Run On: January 07, 2014

Page 154 of 169

PPS: SAC042201 OPM: 0422 PROFESSIONAL Path: ZP Effective:01-Jan-14  
 Prev. Yr Rate: 0.2220 Curr. Yr Rate: 0.2220 Loc. Diff: 1.00 Gen. Inc. 1.00 Issued:24-Dec-13

Band:	I	II	III	IV	V
Gs Range:	1-6	7-10	11-12	13-14	15-15
Interval					
01	0 - 0	44,615 - 55,939	62,065 - 77,461	88,462 - 109,541	122,963 - 138,135
02	36,021 - 43,038	55,940 - 66,440	77,462 - 89,009	109,542 - 125,350	138,136 - 149,514
03	43,039 - 49,056	66,441 - 73,440	89,010 - 96,707	125,351 - 135,890	149,515 - 157,100
04	49,057 - 50,528	73,441 - 75,643	96,708 - 99,608	135,891 - 139,967	157,100 - 157,100
05	50,529 - 52,044	75,644 - 77,912	99,609 - 102,596	139,968 - 144,166	157,100 - 157,100

Series: 0850 0855

Locality Area: Sacramento--Arden-Arcade--Yuba City, CA-NV



# Special Pay Tables

Report Run On: January 07, 2014

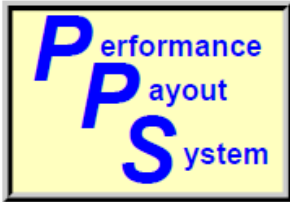
Page 155 of 169

PPS: SAC999C01 OPM: 999C PROFESSIONAL Path: ZP Effective:01-Jan-14  
 Prev. Yr Rate: 0.2220 Curr. Yr Rate: 0.2220 Loc. Diff: 1.00 Gen. Inc. 1.00 Issued:24-Dec-13

Band:	I	II	III	IV	V
Gs Range:	1-6	7-10	11-12	13-14	15-15
Interval					
01	0 - 0	46,331 - 55,939	62,065 - 77,461	88,462 - 109,541	122,963 - 138,135
02	38,787 - 44,105	55,940 - 66,440	77,462 - 89,009	109,542 - 125,350	138,136 - 149,514
03	44,106 - 50,429	66,441 - 73,440	89,010 - 96,707	125,351 - 135,890	149,515 - 157,100
04	50,430 - 51,942	73,441 - 75,643	96,708 - 99,608	135,891 - 139,967	157,100 - 157,100
05	51,943 - 53,500	75,644 - 77,912	99,609 - 102,596	139,968 - 144,166	157,100 - 157,100

Series: 0854 1550  
 2210

Locality Area: Sacramento--Arden-Arcade--Yuba City, CA-NV



# Special Pay Tables

Report Run On: January 07, 2014

Page 156 of 169

PPS: SACLEO OPM: LEO ADMINISTRATIVE Path: ZA Effective:01-Jan-14  
 Prev. Yr Rate: 0.2220 Curr. Yr Rate: 0.2220 Loc. Diff: 1.00 Gen. Inc. 1.00 Issued:24-Dec-13

Band:	I	II	III	IV	V
Gs Range:	1-6	7-10	11-12	13-14	15-15
Interval					
01	21,973 - 36,804	47,530 - 59,882	62,065 - 77,461	88,462 - 109,541	122,963 - 138,135
02	36,805 - 47,927	59,883 - 69,147	77,462 - 89,009	109,542 - 125,350	138,136 - 149,514
03	47,928 - 55,343	69,148 - 75,323	89,010 - 96,707	125,351 - 135,890	149,515 - 157,100
04	55,344 - 57,003	75,324 - 77,583	96,708 - 99,608	135,891 - 139,967	157,100 - 157,100
05	57,004 - 58,713	77,584 - 79,910	99,609 - 102,596	139,968 - 144,166	157,100 - 157,100

Series: 1811

Locality Area: Sacramento--Arden-Arcade--Yuba City, CA-NV



# Special Pay Tables

Report Run On: January 07, 2014

Page 157 of 169

PPS: SD041401 OPM: 0414 PROFESSIONAL Path: ZP Effective:01-Jan-14  
 Prev. Yr Rate: 0.2419 Curr. Yr Rate: 0.2419 Loc. Diff: 1.00 Gen. Inc. 1.00 Issued:24-Dec-13

Band:	I	II	III	IV	V
Gs Range:	1-6	7-10	11-12	13-14	15-15
Interval					
01	0 - 0	44,615 - 56,850	63,076 - 78,723	89,902 - 111,325	124,965 - 139,247
02	36,021 - 43,739	56,851 - 67,522	78,724 - 90,458	111,326 - 127,392	139,248 - 149,959
03	43,740 - 49,855	67,523 - 74,636	90,459 - 98,281	127,393 - 138,103	149,960 - 157,100
04	49,856 - 51,351	74,637 - 76,875	98,282 - 101,229	138,104 - 142,246	157,100 - 157,100
05	51,352 - 52,892	76,876 - 79,181	101,230 - 104,266	142,247 - 146,513	157,100 - 157,100

**Series:** 0801 0808  
 0810 0819  
 0830 0861  
 0871 0896

Locality Area: San Diego-Carlsbad-San Marcos, CA



# Special Pay Tables

Report Run On: January 07, 2014

Page 158 of 169

PPS: SD042201 OPM: 0422 PROFESSIONAL Path: ZP Effective:01-Jan-14  
 Prev. Yr Rate: 0.2419 Curr. Yr Rate: 0.2419 Loc. Diff: 1.00 Gen. Inc. 1.00 Issued:24-Dec-13

Band:	I	II	III	IV	V
Gs Range:	1-6	7-10	11-12	13-14	15-15
Interval					
01	0 - 0	44,615 - 56,850	63,076 - 78,723	89,902 - 111,325	124,965 - 139,247
02	36,021 - 43,739	56,851 - 67,522	78,724 - 90,458	111,326 - 127,392	139,248 - 149,959
03	43,740 - 49,855	67,523 - 74,636	90,459 - 98,281	127,393 - 138,103	149,960 - 157,100
04	49,856 - 51,351	74,637 - 76,875	98,282 - 101,229	138,104 - 142,246	157,100 - 157,100
05	51,352 - 52,892	76,876 - 79,181	101,230 - 104,266	142,247 - 146,513	157,100 - 157,100

Series: 0850 0855

Locality Area: San Diego-Carlsbad-San Marcos, CA



# Special Pay Tables

Report Run On: January 07, 2014

Page 159 of 169

PPS: SD983C03 OPM: 983C CLERICAL AND SUPPORT Path: ZS Effective:01-Jan-14  
 Prev. Yr Rate: 0.2419 Curr. Yr Rate: 0.2419 Loc. Diff: 1.00 Gen. Inc. 1.00 Issued:24-Dec-13

Band:	I	II	III	IV	V
Gs Range:	1-2	3-4	5-6	7-8	9-10
Interval					
01	22,331 - 26,447	33,925 - 34,818	37,956 - 43,558	47,017 - 52,665	53,313 - 62,135
02	26,448 - 29,535	34,819 - 40,386	43,559 - 50,421	52,666 - 60,199	62,136 - 69,636
03	29,536 - 31,593	40,387 - 44,098	50,422 - 54,997	60,200 - 65,221	69,637 - 74,636
04	31,594 - 32,541	44,099 - 45,421	54,998 - 56,647	65,222 - 67,178	74,637 - 76,875
05	32,542 - 33,517	45,422 - 46,784	56,648 - 58,346	67,179 - 69,193	76,876 - 79,181

Series: 0083

Locality Area: San Diego-Carlsbad-San Marcos, CA



# Special Pay Tables

Report Run On: January 07, 2014

Page 160 of 169

PPS: SD999C01 OPM: 999C PROFESSIONAL Path: ZP Effective:01-Jan-14  
 Prev. Yr Rate: 0.2419 Curr. Yr Rate: 0.2419 Loc. Diff: 1.00 Gen. Inc. 1.00 Issued:24-Dec-13

Band:	I	II	III	IV	V
Gs Range:	1-6	7-10	11-12	13-14	15-15
Interval					
01	0 - 0	46,331 - 56,850	63,076 - 78,723	89,902 - 111,325	124,965 - 139,247
02	38,787 - 44,185	56,851 - 67,522	78,724 - 90,458	111,326 - 127,392	139,248 - 149,959
03	44,186 - 50,429	67,523 - 74,636	90,459 - 98,281	127,393 - 138,103	149,960 - 157,100
04	50,430 - 51,942	74,637 - 76,875	98,282 - 101,229	138,104 - 142,246	157,100 - 157,100
05	51,943 - 53,500	76,876 - 79,181	101,230 - 104,266	142,247 - 146,513	157,100 - 157,100

Series: 0854 1550  
 2210

Locality Area: San Diego-Carlsbad-San Marcos, CA





# Special Pay Tables

Report Run On: January 07, 2014

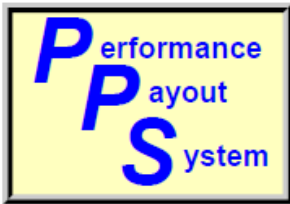
Page 161 of 169

PPS: SDLEO    OPM: LEO    ADMINISTRATIVE    Path: ZA    Effective:01-Jan-14  
 Prev. Yr Rate: 0.2419    Curr. Yr Rate: 0.2419    Loc. Diff: 1.00    Gen. Inc. 1.00    Issued:24-Dec-13

Band:	I	II	III	IV	V
Gs Range:	1-6	7-10	11-12	13-14	15-15
Interval					
01	22,331 - 37,403	48,304 - 60,857	63,076 - 78,723	89,902 - 111,325	124,965 - 139,247
02	37,404 - 48,708	60,858 - 70,272	78,724 - 90,458	111,326 - 127,392	139,248 - 149,959
03	48,709 - 56,244	70,273 - 76,549	90,459 - 98,281	127,393 - 138,103	149,960 - 157,100
04	56,245 - 57,931	76,550 - 78,845	98,282 - 101,229	138,104 - 142,246	157,100 - 157,100
05	57,932 - 59,669	78,846 - 81,210	101,230 - 104,266	142,247 - 146,513	157,100 - 157,100

Series: 1811

Locality Area: San Diego-Carlsbad-San Marcos, CA



# Special Pay Tables

Report Run On: January 07, 2014

Page 162 of 169

PPS: SEA041401 OPM: 0414 PROFESSIONAL Path: ZP Effective:01-Jan-14  
 Prev. Yr Rate: 0.2181 Curr. Yr Rate: 0.2181 Loc. Diff: 1.00 Gen. Inc. 1.00 Issued:24-Dec-13

Band:	I	II	III	IV	V
Gs Range:	1-6	7-10	11-12	13-14	15-15
Interval					
01	0 - 0	44,615 - 55,760	61,867 - 77,214	88,179 - 109,191	122,570 - 137,917
02	36,021 - 42,900	55,761 - 66,227	77,215 - 88,724	109,192 - 124,950	137,918 - 149,427
03	42,901 - 48,899	66,228 - 73,205	88,725 - 96,398	124,951 - 135,456	149,428 - 157,100
04	48,900 - 50,366	73,206 - 75,401	96,399 - 99,290	135,457 - 139,520	157,100 - 157,100
05	50,367 - 51,877	75,402 - 77,663	99,291 - 102,269	139,521 - 143,706	157,100 - 157,100

**Series:** 0801 0808  
 0810 0819  
 0830 0861  
 0871 0896

Locality Area: Seattle-Tacoma-Olympia, WA



# Special Pay Tables

Report Run On: January 07, 2014

Page 163 of 169

PPS: SEA042201 OPM: 0422 PROFESSIONAL Path: ZP Effective:01-Jan-14  
 Prev. Yr Rate: 0.2181 Curr. Yr Rate: 0.2181 Loc. Diff: 1.00 Gen. Inc. 1.00 Issued:24-Dec-13

Band:	I	II	III	IV	V
Gs Range:	1-6	7-10	11-12	13-14	15-15
Interval					
01	0 - 0	44,615 - 55,760	61,867 - 77,214	88,179 - 109,191	122,570 - 137,917
02	36,021 - 42,900	55,761 - 66,227	77,215 - 88,724	109,192 - 124,950	137,918 - 149,427
03	42,901 - 48,899	66,228 - 73,205	88,725 - 96,398	124,951 - 135,456	149,428 - 157,100
04	48,900 - 50,366	73,206 - 75,401	96,399 - 99,290	135,457 - 139,520	157,100 - 157,100
05	50,367 - 51,877	75,402 - 77,663	99,291 - 102,269	139,521 - 143,706	157,100 - 157,100

Series: 0850 0855

Locality Area: Seattle-Tacoma-Olympia, WA



# Special Pay Tables

Report Run On: January 07, 2014

Page 164 of 169

PPS: SEA999C01 OPM: 999C PROFESSIONAL Path: ZP Effective:01-Jan-14  
 Prev. Yr Rate: 0.2181 Curr. Yr Rate: 0.2181 Loc. Diff: 1.00 Gen. Inc. 1.00 Issued:24-Dec-13

Band:	I	II	III	IV	V
Gs Range:	1-6	7-10	11-12	13-14	15-15
Interval					
01	0 - 0	46,331 - 55,760	61,867 - 77,214	88,179 - 109,191	122,570 - 137,917
02	38,787 - 44,090	55,761 - 66,227	77,215 - 88,724	109,192 - 124,950	137,918 - 149,427
03	44,091 - 50,429	66,228 - 73,205	88,725 - 96,398	124,951 - 135,456	149,428 - 157,100
04	50,430 - 51,942	73,206 - 75,401	96,399 - 99,290	135,457 - 139,520	157,100 - 157,100
05	51,943 - 53,500	75,402 - 77,663	99,291 - 102,269	139,521 - 143,706	157,100 - 157,100

Series: 0854 1550  
 2210

Locality Area: Seattle-Tacoma-Olympia, WA



# Special Pay Tables

Report Run On: January 07, 2014

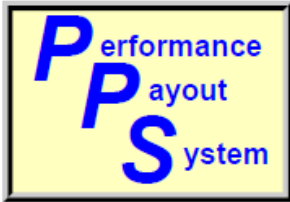
Page 165 of 169

PPS: SEALEO OPM: LEO ADMINISTRATIVE Path: ZA Effective:01-Jan-14  
 Prev. Yr Rate: 0.2181 Curr. Yr Rate: 0.2181 Loc. Diff: 1.00 Gen. Inc. 1.00 Issued:24-Dec-13

Band:	I	II	III	IV	V
Gs Range:	1-6	7-10	11-12	13-14	15-15
Interval					
01	21,903 - 36,687	47,378 - 59,691	61,867 - 77,214	88,179 - 109,191	122,570 - 137,917
02	36,688 - 47,775	59,692 - 68,926	77,215 - 88,724	109,192 - 124,950	137,918 - 149,427
03	47,776 - 55,167	68,927 - 75,082	88,725 - 96,398	124,951 - 135,456	149,428 - 157,100
04	55,168 - 56,822	75,083 - 77,334	96,399 - 99,290	135,457 - 139,520	157,100 - 157,100
05	56,823 - 58,527	77,335 - 79,654	99,291 - 102,269	139,521 - 143,706	157,100 - 157,100

Series: 1811

Locality Area: Seattle-Tacoma-Olympia, WA



# Special Pay Tables

Report Run On: January 07, 2014

Page 166 of 169

PPS: SF041401 OPM: 0414 PROFESSIONAL Path: ZP Effective:01-Jan-14  
 Prev. Yr Rate: 0.3515 Curr. Yr Rate: 0.3515 Loc. Diff: 1.00 Gen. Inc.1.00 Issued:24-Dec-13

Band:	I	II	III	IV	V
Gs Range:	1-6	7-10	11-12	13-14	15-15
Interval					
01	36,021 - 37,614	46,382 - 61,866	68,643 - 85,671	97,836 - 121,149	135,993 - 145,374
02	37,615 - 47,599	61,867 - 73,480	85,672 - 98,441	121,150 - 138,634	145,375 - 152,410
03	47,600 - 54,255	73,481 - 81,222	98,442 - 106,955	138,635 - 150,291	152,411 - 157,100
04	54,256 - 55,883	81,223 - 83,659	106,956 - 110,164	150,292 - 154,800	157,100 - 157,100
05	55,884 - 57,559	83,660 - 86,169	110,165 - 113,469	154,801 - 157,100	157,100 - 157,100

**Series:** 0801 0808  
 0810 0819  
 0830 0861  
 0871 0896

Locality Area: San Jose-San Francisco-Oakland, CA



# Special Pay Tables

Report Run On: January 07, 2014

Page 167 of 169

PPS: SF042201 OPM: 0422 PROFESSIONAL Path: ZP Effective:01-Jan-14  
 Prev. Yr Rate: 0.3515 Curr. Yr Rate: 0.3515 Loc. Diff: 1.00 Gen. Inc. 1.00 Issued:24-Dec-13

Band:	I	II	III	IV	V
Gs Range:	1-6	7-10	11-12	13-14	15-15
Interval					
01	36,021 - 37,614	46,382 - 61,866	68,643 - 85,671	97,836 - 121,149	135,993 - 145,374
02	37,615 - 47,599	61,867 - 73,480	85,672 - 98,441	121,150 - 138,634	145,375 - 152,410
03	47,600 - 54,255	73,481 - 81,222	98,442 - 106,955	138,635 - 150,291	152,411 - 157,100
04	54,256 - 55,883	81,223 - 83,659	106,956 - 110,164	150,292 - 154,800	157,100 - 157,100
05	55,884 - 57,559	83,660 - 86,169	110,165 - 113,469	154,801 - 157,100	157,100 - 157,100

Series: 0850 0855

Locality Area: San Jose-San Francisco-Oakland, CA



# Special Pay Tables

Report Run On: January 07, 2014

Page 168 of 169

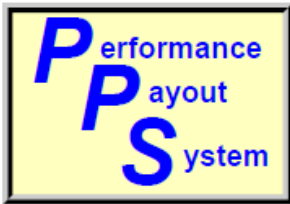
PPS: SF999F01 OPM: 999F PROFESSIONAL Path: ZP Effective:01-Jan-14  
 Prev. Yr Rate: 0.3515 Curr. Yr Rate: 0.3515 Loc. Diff: 1.00 Gen. Inc. 1.00 Issued:24-Dec-13

Band:	I	II	III	IV	V
Gs Range:	1-6	7-10	11-12	13-14	15-15
Interval					
01	0 - 0	49,419 - 61,866	68,643 - 85,671	97,836 - 121,149	135,993 - 145,374
02	41,280 - 47,599	61,867 - 73,480	85,672 - 98,441	121,150 - 138,634	145,375 - 152,410
03	47,600 - 54,255	73,481 - 81,222	98,442 - 106,955	138,635 - 150,291	152,411 - 157,100
04	54,256 - 55,883	81,223 - 83,659	106,956 - 110,164	150,292 - 154,800	157,100 - 157,100
05	55,884 - 57,559	83,660 - 86,169	110,165 - 113,469	154,801 - 157,100	157,100 - 157,100

Series: 0854 1550  
 2210

Locality Area: San Jose-San Francisco-Oakland, CA





# Special Pay Tables

Report Run On: January 07, 2014

Page 169 of 169

PPS: SFLEO    OPM: LEO    ADMINISTRATIVE    Path: ZA    Effective:01-Jan-14  
 Prev. Yr Rate: 0.3515    Curr. Yr Rate: 0.3515    Loc. Diff: 1.00    Gen. Inc. 1.00    Issued:24-Dec-13

Band:	I	II	III	IV	V
Gs Range:	1-6	7-10	11-12	13-14	15-15
Interval					
01	24,301 - 40,704	52,567 - 66,228	68,643 - 85,671	97,836 - 121,149	135,993 - 145,374
02	40,705 - 53,006	66,229 - 76,474	85,672 - 98,441	121,150 - 138,634	145,375 - 152,410
03	53,007 - 61,208	76,475 - 83,305	98,442 - 106,955	138,635 - 150,291	152,411 - 157,100
04	61,209 - 63,044	83,306 - 85,804	106,956 - 110,164	150,292 - 154,800	157,100 - 157,100
05	63,045 - 64,935	85,805 - 88,378	110,165 - 113,469	154,801 - 157,100	157,100 - 157,100

Series: 1811

Locality Area: San Jose-San Francisco-Oakland, CA