

# Special Pay Tables

Report Run On: January 06, 2016

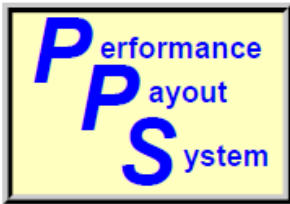
Page 1 of 296

PPS: AK015902 OPM: 0159 ADMINISTRATIVE Path: ZA Effective:10-Jan-16  
 Prev. Yr Rate: 0.2469 Curr. Yr Rate: 0.2516 Loc. Diff: 1.00 Gen. Inc. 1.00 Issued:23-Dec-15

Band:	I	II	III	IV	V
Gs Range:	1-6	7-10	11-12	13-14	15-15
Interval					
01	27,556 - 35,536	43,817 - 58,445	64,847 - 80,934	92,426 - 114,453	128,472 - 142,618
02	35,537 - 44,969	58,446 - 69,417	80,935 - 92,999	114,454 - 130,973	142,619 - 153,227
03	44,970 - 51,258	69,418 - 76,731	93,000 - 101,043	130,974 - 141,987	153,228 - 160,300
04	51,259 - 52,796	76,732 - 79,033	101,044 - 104,074	141,988 - 146,247	160,300 - 160,300
05	52,797 - 54,380	79,034 - 81,404	104,075 - 107,196	146,248 - 150,634	160,300 - 160,300

Series: 1001 1101  
 2001 2101

Locality Area: Alaska



# Special Pay Tables

Report Run On: January 06, 2016

Page 2 of 296

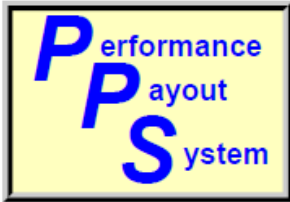
PPS: AK015903 OPM: 0159 CLERICAL AND SUPPORT Path: ZS Effective:10-Jan-16  
 Prev. Yr Rate: 0.2469 Curr. Yr Rate: 0.2516 Loc. Diff: 1.00 Gen. Inc. 1.00 Issued:23-Dec-15

Band:	I	II	III	IV	V
Gs Range:	1-2	3-4	5-6	7-8	9-10
Interval					
01	27,556 - 29,562	31,914 - 35,036	37,257 - 42,433	43,817 - 52,378	53,597 - 63,879
02	29,563 - 34,516	35,037 - 40,191	42,434 - 47,728	52,379 - 58,799	63,880 - 71,590
03	34,517 - 37,818	40,192 - 43,627	47,729 - 51,258	58,800 - 63,079	71,591 - 76,731
04	37,819 - 38,953	43,628 - 44,936	51,259 - 52,796	63,080 - 64,971	76,732 - 79,033
05	38,954 - 40,122	44,937 - 46,284	52,797 - 54,380	64,972 - 66,920	79,034 - 81,404

**Series:**

0203	0303
0305	0309
0318	0322
0326	0335
0350	0351
0356	0361
0503	0525
0544	0561
0963	1001
1087	1101
1106	1411
1421	1802
2005	

Locality Area: Alaska



# Special Pay Tables

Report Run On: January 06, 2016

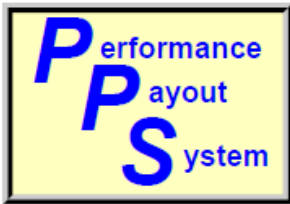
Page 3 of 296

PPS: AK015904 OPM: 0159 SCIENTIFIC & TECHNICAL Path: ZT Effective:10-Jan-16  
 Prev. Yr Rate: 0.2469 Curr. Yr Rate: 0.2516 Loc. Diff: 1.00 Gen. Inc. 1.00 Issued:23-Dec-15

Band:	I	II	III	IV	V
Gs Range:	1-4	5-8	9-10	11-12	13-13
Interval					
01	27,556 - 32,144	37,257 - 47,687	53,597 - 63,879	64,847 - 80,934	92,426 - 104,752
02	32,145 - 39,034	47,688 - 56,922	63,880 - 71,590	80,935 - 92,999	104,753 - 113,996
03	39,035 - 43,627	56,923 - 63,079	71,591 - 76,731	93,000 - 101,043	113,997 - 120,159
04	43,628 - 44,936	63,080 - 64,971	76,732 - 79,033	101,044 - 104,074	120,160 - 123,764
05	44,937 - 46,284	64,972 - 66,920	79,034 - 81,404	104,075 - 107,196	123,765 - 127,477

Series: 0332 1531

Locality Area: Alaska



# Special Pay Tables

Report Run On: January 06, 2016

Page 4 of 296

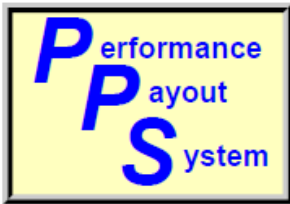
PPS: AK305A01 OPM: 305A PROFESSIONAL Path: ZP Effective:10-Jan-16  
 Prev. Yr Rate: 0.2469 Curr. Yr Rate: 0.2516 Loc. Diff: 1.00 Gen. Inc. 1.00 Issued:23-Dec-15

Band:	I	II	III	IV	V
Gs Range:	1-6	7-10	11-12	13-14	15-15
Interval					
01	0 - 0	48,485 - 60,541	68,301 - 81,854	92,426 - 114,453	128,472 - 142,618
02	40,083 - 44,969	60,542 - 73,085	81,855 - 94,609	114,454 - 130,973	142,619 - 153,227
03	44,970 - 51,258	73,086 - 81,447	94,610 - 103,113	130,974 - 141,987	153,228 - 160,300
04	51,259 - 52,796	81,448 - 83,890	103,114 - 106,206	141,988 - 146,247	160,300 - 160,300
05	52,797 - 54,380	83,891 - 86,407	106,207 - 109,392	146,248 - 150,634	160,300 - 160,300

Series: 0690

Counties: State of Alaska 02 0000 000

Locality Area: Alaska



# Special Pay Tables

Report Run On: January 06, 2016

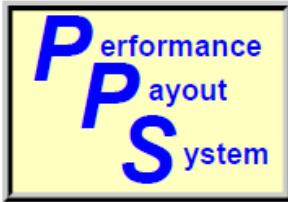
Page 5 of 296

PPS: AK414A01 OPM: 414A PROFESSIONAL Path: ZP Effective:10-Jan-16  
 Prev. Yr Rate: 0.2469 Curr. Yr Rate: 0.2516 Loc. Diff: 1.00 Gen. Inc.1.00 Issued:23-Dec-15

Band:	I	II	III	IV	V
Gs Range:	1-6	7-10	11-12	13-14	15-15
Interval					
01	0 - 0	54,320 - 61,016	71,755 - 81,854	92,426 - 114,453	128,472 - 142,618
02	43,851 - 47,461	61,017 - 73,915	81,855 - 94,609	114,454 - 130,973	142,619 - 153,227
03	47,462 - 54,462	73,916 - 82,515	94,610 - 103,113	130,974 - 141,987	153,228 - 160,300
04	54,463 - 56,096	82,516 - 84,990	103,114 - 106,206	141,988 - 146,247	160,300 - 160,300
05	56,097 - 57,779	84,991 - 87,540	106,207 - 109,392	146,248 - 150,634	160,300 - 160,300

**Series:** 0801 0808  
 0810 0819  
 0830 0861  
 0871 0896

**Counties:** State of Alaska 02 0000 000  
**Locality Area:** Alaska



# Special Pay Tables

Report Run On: January 06, 2016

Page 6 of 296

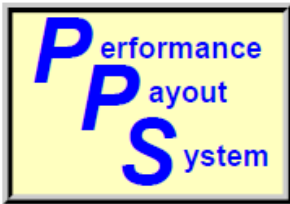
PPS: AK422A01 OPM: 422A PROFESSIONAL Path: ZP Effective:10-Jan-16  
 Prev. Yr Rate: 0.2469 Curr. Yr Rate: 0.2516 Loc. Diff: 1.00 Gen. Inc. 1.00 Issued:23-Dec-15

Band:	I	II	III	IV	V
Gs Range:	1-6	7-10	11-12	13-14	15-15
Interval					
01	0 - 0	54,320 - 61,016	73,482 - 83,694	92,426 - 114,453	128,472 - 142,618
02	43,851 - 47,461	61,017 - 73,915	83,695 - 97,829	114,454 - 130,973	142,619 - 153,227
03	47,462 - 54,462	73,916 - 82,515	97,830 - 107,253	130,974 - 141,987	153,228 - 160,300
04	54,463 - 56,096	82,516 - 84,990	107,254 - 110,471	141,988 - 146,247	160,300 - 160,300
05	56,097 - 57,779	84,991 - 87,540	110,472 - 113,785	146,248 - 150,634	160,300 - 160,300

Series: 0850 0855

Counties: State of Alaska 02 0000 000

Locality Area: Alaska



# Special Pay Tables

Report Run On: January 06, 2016

Page 7 of 296

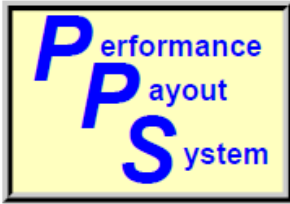
PPS: AK99AA01 OPM: 99AA PROFESSIONAL Path: ZP Effective:10-Jan-16  
 Prev. Yr Rate: 0.2469 Curr. Yr Rate: 0.2516 Loc. Diff: 1.00 Gen. Inc. 1.00 Issued:23-Dec-15

Band:	I	II	III	IV	V
Gs Range:	1-6	7-10	11-12	13-14	15-15
Interval					
01	0 - 0	54,320 - 62,730	73,655 - 84,522	92,426 - 114,453	128,472 - 142,618
02	43,852 - 49,440	62,731 - 76,915	84,523 - 99,278	114,454 - 130,973	142,619 - 153,227
03	49,441 - 57,006	76,916 - 86,372	99,279 - 109,116	130,974 - 141,987	153,228 - 160,300
04	57,007 - 58,716	86,373 - 88,963	109,117 - 112,389	141,988 - 146,247	160,300 - 160,300
05	58,717 - 60,477	88,964 - 91,632	112,390 - 115,761	146,248 - 150,634	160,300 - 160,300

Series: 0854 1550  
 2210

Counties: State of Alaska 02 0000 000

Locality Area: Alaska



# Special Pay Tables

Report Run On: January 06, 2016

Page 8 of 296

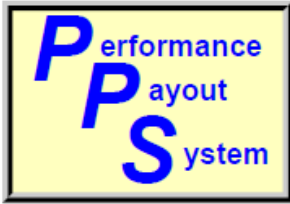
PPS: AKLEO    OPM: LEO    ADMINISTRATIVE    Path: ZA    Effective:10-Jan-16  
 Prev. Yr Rate: 0.2469    Curr. Yr Rate: 0.2516    Loc. Diff: 1.00    Gen. Inc. 1.00    Issued:23-Dec-15

Band:	I	II	III	IV	V
Gs Range:	1-6	7-10	11-12	13-14	15-15
Interval					
01	22,958 - 38,454	49,660 - 62,564	64,847 - 80,931	92,426 - 114,450	128,472 - 142,616
02	38,455 - 50,076	62,565 - 72,242	80,932 - 92,994	114,451 - 130,968	142,617 - 153,224
03	50,077 - 57,829	72,243 - 78,698	92,995 - 101,043	130,969 - 141,987	153,225 - 160,300
04	57,830 - 59,564	78,699 - 81,059	101,044 - 104,074	141,988 - 146,247	160,300 - 160,300
05	59,565 - 61,351	81,060 - 83,491	104,075 - 107,196	146,248 - 150,634	160,300 - 160,300

Series: 1811

Locality Area: Alaska





# Special Pay Tables

Report Run On: January 06, 2016

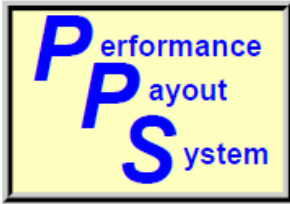
Page 9 of 296

PPS: AL030501 OPM: 0305 PROFESSIONAL Path: ZP Effective:10-Jan-16  
 Prev. Yr Rate: Curr. Yr Rate: 0.1449 Loc. Diff: 0.0 Gen. Inc. 1.00 Issued:23-Dec-15

Band:	I	II	III	IV	V
Gs Range:	1-6	7-10	11-12	13-14	15-15
Interval					
01	0 - 0	40,082 - 53,463	59,318 - 74,034	84,546 - 104,695	117,519 - 133,191
02	32,972 - 41,135	53,464 - 63,499	74,035 - 85,071	104,696 - 119,807	133,192 - 144,944
03	41,136 - 46,888	63,500 - 70,189	85,072 - 92,429	119,808 - 129,882	144,945 - 152,780
04	46,889 - 48,295	70,190 - 72,295	92,430 - 95,202	129,883 - 133,778	152,781 - 157,363
05	48,296 - 49,744	72,296 - 74,464	95,203 - 98,058	133,779 - 137,791	157,364 - 160,300

Series: 0690

Locality Area: Albany-Schenectady, NY



# Special Pay Tables

Report Run On: January 06, 2016

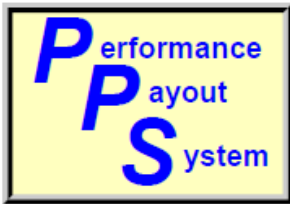
Page 10 of 296

PPS: AL041401 OPM: 0414 PROFESSIONAL Path: ZP Effective:10-Jan-16  
 Prev. Yr Rate: Curr. Yr Rate: 0.1449 Loc. Diff: 0.0 Gen. Inc. 1.00 Issued:23-Dec-15

Band:	I	II	III	IV	V
Gs Range:	1-6	7-10	11-12	13-14	15-15
Interval					
01	0 - 0	45,512 - 53,463	59,318 - 74,034	84,546 - 104,695	117,519 - 133,191
02	36,740 - 41,135	53,464 - 63,499	74,035 - 85,071	104,696 - 119,807	133,192 - 144,944
03	41,136 - 46,888	63,500 - 70,189	85,072 - 92,429	119,808 - 129,882	144,945 - 152,780
04	46,889 - 48,295	70,190 - 72,295	92,430 - 95,202	129,883 - 133,778	152,781 - 157,363
05	48,296 - 49,744	72,296 - 74,464	95,203 - 98,058	133,779 - 137,791	157,364 - 160,300

Series: 0801 0808  
 0810 0819  
 0830 0861  
 0871 0896

Locality Area: Albany-Schenectady, NY



# Special Pay Tables

Report Run On: January 06, 2016

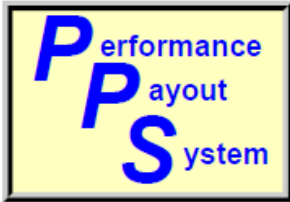
Page 11 of 296

PPS: AL042201 OPM: 0422 PROFESSIONAL Path: ZP Effective:10-Jan-16  
 Prev. Yr Rate: Curr. Yr Rate: 0.1449 Loc. Diff: 0.0 Gen. Inc. 1.00 Issued:23-Dec-15

Band:	I	II	III	IV	V
Gs Range:	1-6	7-10	11-12	13-14	15-15
Interval					
01	0 - 0	45,512 - 53,463	60,446 - 74,034	84,546 - 104,695	117,519 - 133,191
02	36,740 - 41,135	53,464 - 63,499	74,035 - 85,071	104,696 - 119,807	133,192 - 144,944
03	41,136 - 46,888	63,500 - 70,189	85,072 - 92,429	119,808 - 129,882	144,945 - 152,780
04	46,889 - 48,295	70,190 - 72,295	92,430 - 95,202	129,883 - 133,778	152,781 - 157,363
05	48,296 - 49,744	72,296 - 74,464	95,203 - 98,058	133,779 - 137,791	157,364 - 160,300

Series: 0850 0855

Locality Area: Albany-Schenectady, NY



# Special Pay Tables

Report Run On: January 06, 2016

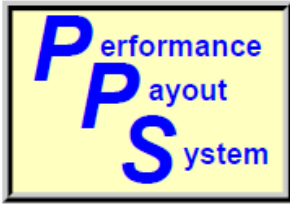
Page 12 of 296

PPS: AL999B01 OPM: 999B PROFESSIONAL Path: ZP Effective:10-Jan-16  
 Prev. Yr Rate: Curr. Yr Rate: 0.1449 Loc. Diff: 0.0 Gen. Inc. 1.00 Issued:23-Dec-15

Band:	I	II	III	IV	V
Gs Range:	1-6	7-10	11-12	13-14	15-15
Interval					
01	0 - 0	46,562 - 54,430	61,137 - 74,034	84,546 - 104,695	117,519 - 133,191
02	39,002 - 44,101	54,431 - 65,192	74,035 - 85,071	104,696 - 119,807	133,192 - 144,944
03	44,102 - 50,701	65,193 - 72,366	85,072 - 92,429	119,808 - 129,882	144,945 - 152,780
04	50,702 - 52,222	72,367 - 74,537	92,430 - 95,202	129,883 - 133,778	152,781 - 157,363
05	52,223 - 53,789	74,538 - 76,773	95,203 - 98,058	133,779 - 137,791	157,364 - 160,300

Series: 0854 1550  
 2210

Locality Area: Albany-Schenectady, NY



# Special Pay Tables

Report Run On: January 06, 2016

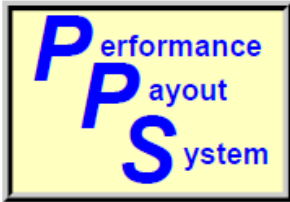
Page 13 of 296

PPS: AL999C01 OPM: 999C PROFESSIONAL Path: ZP Effective:10-Jan-16  
 Prev. Yr Rate: Curr. Yr Rate: 0.1449 Loc. Diff: 0.0 Gen. Inc. 1.00 Issued:23-Dec-15

Band:	I	II	III	IV	V
Gs Range:	1-6	7-10	11-12	13-14	15-15
Interval					
01	0 - 0	47,262 - 54,430	62,173 - 74,034	84,546 - 104,695	117,519 - 133,191
02	39,567 - 44,673	54,431 - 65,192	74,035 - 85,071	104,696 - 119,807	133,192 - 144,944
03	44,674 - 51,436	65,193 - 72,366	85,072 - 92,429	119,808 - 129,882	144,945 - 152,780
04	51,437 - 52,979	72,367 - 74,537	92,430 - 95,202	129,883 - 133,778	152,781 - 157,363
05	52,980 - 54,568	74,538 - 76,773	95,203 - 98,058	133,779 - 137,791	157,364 - 160,300

Series: 0854 1550  
 2210

Locality Area: Albany-Schenectady, NY



# Special Pay Tables

Report Run On: January 06, 2016

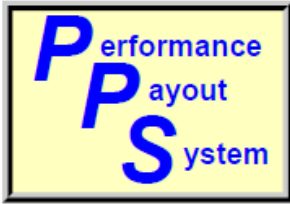
Page 14 of 296

PPS: AL999D01 OPM: 999D PROFESSIONAL Path: ZP Effective:10-Jan-16  
 Prev. Yr Rate: Curr. Yr Rate: 0.1449 Loc. Diff: 0.0 Gen. Inc. 1.00 Issued:23-Dec-15

Band:	I	II	III	IV	V
Gs Range:	1-6	7-10	11-12	13-14	15-15
Interval					
01	0 - 0	48,312 - 55,173	63,728 - 74,034	84,546 - 104,695	117,519 - 133,191
02	40,415 - 45,530	55,174 - 66,491	74,035 - 85,071	104,696 - 119,807	133,192 - 144,944
03	45,531 - 52,538	66,492 - 74,036	85,072 - 92,429	119,808 - 129,882	144,945 - 152,780
04	52,539 - 54,114	74,037 - 76,257	92,430 - 95,202	129,883 - 133,778	152,781 - 157,363
05	54,115 - 55,737	76,258 - 78,545	95,203 - 98,058	133,779 - 137,791	157,364 - 160,300

Series: 0854 1550  
 2210

Locality Area: Albany-Schenectady, NY



# Special Pay Tables

Report Run On: January 06, 2016

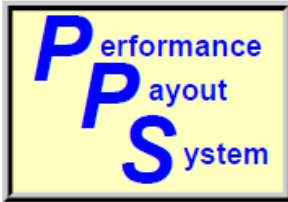
Page 15 of 296

PPS: AL999E01 OPM: 999E PROFESSIONAL Path: ZP Effective:10-Jan-16  
 Prev. Yr Rate: Curr. Yr Rate: 0.1449 Loc. Diff: 0.0 Gen. Inc. 1.00 Issued:23-Dec-15

Band:	I	II	III	IV	V
Gs Range:	1-6	7-10	11-12	13-14	15-15
Interval					
01	0 - 0	49,013 - 55,667	59,318 - 74,034	84,546 - 104,695	117,519 - 133,191
02	40,980 - 46,101	55,668 - 67,356	74,035 - 85,071	104,696 - 119,807	133,192 - 144,944
03	46,102 - 53,273	67,357 - 75,149	85,072 - 92,429	119,808 - 129,882	144,945 - 152,780
04	53,274 - 54,871	75,150 - 77,403	92,430 - 95,202	129,883 - 133,778	152,781 - 157,363
05	54,872 - 56,517	77,404 - 79,725	95,203 - 98,058	133,779 - 137,791	157,364 - 160,300

Series: 0854 1550  
 2210

Locality Area: Albany-Schenectady, NY



# Special Pay Tables

Report Run On: January 06, 2016

Page 16 of 296

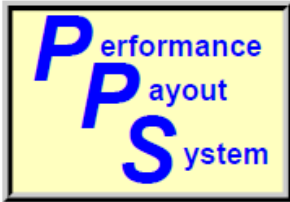
PPS: AL999F01 OPM: 999F PROFESSIONAL Path: ZP Effective:10-Jan-16  
 Prev. Yr Rate: Curr. Yr Rate: 0.1449 Loc. Diff: 0.0 Gen. Inc. 1.00 Issued:23-Dec-15

Band:	I	II	III	IV	V
Gs Range:	1-6	7-10	11-12	13-14	15-15
Interval					
01	0 - 0	50,413 - 56,657	59,318 - 74,034	84,546 - 104,695	117,519 - 133,191
02	42,110 - 47,245	56,658 - 69,088	74,035 - 85,071	104,696 - 119,807	133,192 - 144,944
03	47,246 - 54,743	69,089 - 77,376	85,072 - 92,429	119,808 - 129,882	144,945 - 152,780
04	54,744 - 56,385	77,377 - 79,697	92,430 - 95,202	129,883 - 133,778	152,781 - 157,363
05	56,386 - 58,077	79,698 - 82,088	95,203 - 98,058	133,779 - 137,791	157,364 - 160,300

Series: 0854 1550  
 2210

Locality Area: Albany-Schenectady, NY





# Special Pay Tables

Report Run On: January 06, 2016

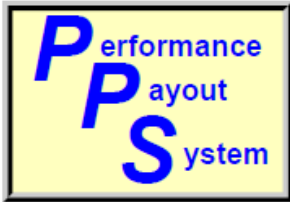
Page 17 of 296

PPS: ALLEO    OPM: LEO    ADMINISTRATIVE    Path: ZA    Effective:10-Jan-16  
 Prev. Yr Rate:    Curr. Yr Rate: 0.1449    Loc. Diff: 0.0    Gen. Inc. 1.00    Issued:23-Dec-15

Band:	I	II	III	IV	V
Gs Range:	1-6	7-10	11-12	13-14	15-15
Interval					
01	21,001 - 35,177	45,426 - 57,230	59,318 - 74,034	84,546 - 104,694	117,519 - 133,187
02	35,178 - 45,809	57,231 - 66,083	74,035 - 85,071	104,695 - 119,805	133,188 - 144,938
03	45,810 - 52,899	66,084 - 71,989	85,072 - 92,429	119,806 - 129,882	144,939 - 152,780
04	52,900 - 54,486	71,990 - 74,149	92,430 - 95,202	129,883 - 133,778	152,781 - 157,363
05	54,487 - 56,121	74,150 - 76,373	95,203 - 98,058	133,779 - 137,791	157,364 - 160,300

Series: 1811

Locality Area: Albany-Schenectady, NY



# Special Pay Tables

Report Run On: January 06, 2016

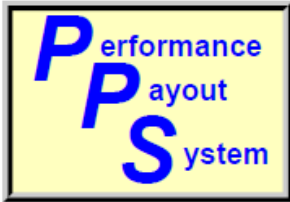
Page 18 of 296

PPS: AQ030501 OPM: 0305 PROFESSIONAL Path: ZP Effective:10-Jan-16  
 Prev. Yr Rate: Curr. Yr Rate: 0.1437 Loc. Diff: 0.0 Gen. Inc. 1.00 Issued:23-Dec-15

Band:	I	II	III	IV	V
Gs Range:	1-6	7-10	11-12	13-14	15-15
Interval					
01	0 - 0	40,040 - 53,407	59,256 - 73,956	84,458 - 104,586	117,396 - 133,051
02	32,972 - 41,092	53,408 - 63,432	73,957 - 84,982	104,587 - 119,682	133,052 - 144,792
03	41,093 - 46,839	63,433 - 70,116	84,983 - 92,332	119,683 - 129,746	144,793 - 152,620
04	46,840 - 48,244	70,117 - 72,219	92,333 - 95,102	129,747 - 133,638	152,621 - 157,199
05	48,245 - 49,691	72,220 - 74,386	95,103 - 97,955	133,639 - 137,647	157,200 - 160,300

Series: 0690

Locality Area: Albuquerque-Santa Fe-Las Vegas, NM



# Special Pay Tables

Report Run On: January 06, 2016

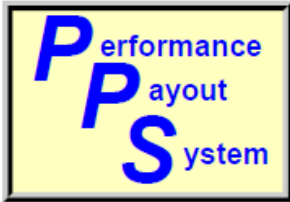
Page 19 of 296

PPS: AQ041401 OPM: 0414 PROFESSIONAL Path: ZP Effective:10-Jan-16  
 Prev. Yr Rate: Curr. Yr Rate: 0.1437 Loc. Diff: 0.0 Gen. Inc. 1.00 Issued:23-Dec-15

Band:	I	II	III	IV	V
Gs Range:	1-6	7-10	11-12	13-14	15-15
Interval					
01	0 - 0	45,512 - 53,407	59,256 - 73,956	84,458 - 104,586	117,396 - 133,051
02	36,740 - 41,092	53,408 - 63,432	73,957 - 84,982	104,587 - 119,682	133,052 - 144,792
03	41,093 - 46,839	63,433 - 70,116	84,983 - 92,332	119,683 - 129,746	144,793 - 152,620
04	46,840 - 48,244	70,117 - 72,219	92,333 - 95,102	129,747 - 133,638	152,621 - 157,199
05	48,245 - 49,691	72,220 - 74,386	95,103 - 97,955	133,639 - 137,647	157,200 - 160,300

Series: 0801 0808  
 0810 0819  
 0830 0861  
 0871 0896

Locality Area: Albuquerque-Santa Fe-Las Vegas, NM



# Special Pay Tables

Report Run On: January 06, 2016

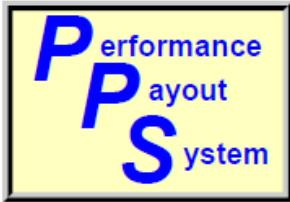
Page 20 of 296

PPS: AQ042201 OPM: 0422 PROFESSIONAL Path: ZP Effective:10-Jan-16  
 Prev. Yr Rate: Curr. Yr Rate: 0.1437 Loc. Diff: 0.0 Gen. Inc. 1.00 Issued:23-Dec-15

Band:	I	II	III	IV	V
Gs Range:	1-6	7-10	11-12	13-14	15-15
Interval					
01	0 - 0	45,512 - 53,407	60,446 - 73,956	84,458 - 104,586	117,396 - 133,051
02	36,740 - 41,092	53,408 - 63,432	73,957 - 84,982	104,587 - 119,682	133,052 - 144,792
03	41,093 - 46,839	63,433 - 70,116	84,983 - 92,332	119,683 - 129,746	144,793 - 152,620
04	46,840 - 48,244	70,117 - 72,219	92,333 - 95,102	129,747 - 133,638	152,621 - 157,199
05	48,245 - 49,691	72,220 - 74,386	95,103 - 97,955	133,639 - 137,647	157,200 - 160,300

Series: 0850 0855

Locality Area: Albuquerque-Santa Fe-Las Vegas, NM



# Special Pay Tables

Report Run On: January 06, 2016

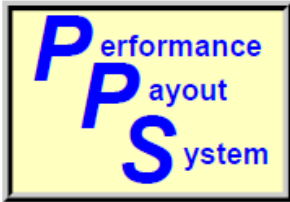
Page 21 of 296

PPS: AQ999B01 OPM: 999B PROFESSIONAL Path: ZP Effective:10-Jan-16  
 Prev. Yr Rate: Curr. Yr Rate: 0.1437 Loc. Diff: 0.0 Gen. Inc. 1.00 Issued:23-Dec-15

Band:	I	II	III	IV	V
Gs Range:	1-6	7-10	11-12	13-14	15-15
Interval					
01	0 - 0	46,562 - 54,407	61,137 - 73,956	84,458 - 104,586	117,396 - 133,051
02	39,002 - 44,096	54,408 - 65,182	73,957 - 84,982	104,587 - 119,682	133,052 - 144,792
03	44,097 - 50,701	65,183 - 72,366	84,983 - 92,332	119,683 - 129,746	144,793 - 152,620
04	50,702 - 52,222	72,367 - 74,537	92,333 - 95,102	129,747 - 133,638	152,621 - 157,199
05	52,223 - 53,789	74,538 - 76,773	95,103 - 97,955	133,639 - 137,647	157,200 - 160,300

Series: 0854 1550  
 2210

Locality Area: Albuquerque-Santa Fe-Las Vegas, NM



# Special Pay Tables

Report Run On: January 06, 2016

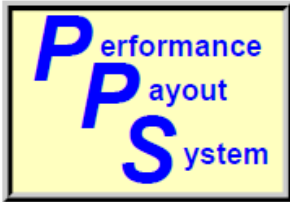
Page 22 of 296

PPS: AQ999C01 OPM: 999C PROFESSIONAL Path: ZP Effective:10-Jan-16  
 Prev. Yr Rate: Curr. Yr Rate: 0.1437 Loc. Diff: 0.0 Gen. Inc. 1.00 Issued:23-Dec-15

Band:	I	II	III	IV	V
Gs Range:	1-6	7-10	11-12	13-14	15-15
Interval					
01	0 - 0	47,262 - 54,407	62,173 - 73,956	84,458 - 104,586	117,396 - 133,051
02	39,567 - 44,668	54,408 - 65,182	73,957 - 84,982	104,587 - 119,682	133,052 - 144,792
03	44,669 - 51,436	65,183 - 72,366	84,983 - 92,332	119,683 - 129,746	144,793 - 152,620
04	51,437 - 52,979	72,367 - 74,537	92,333 - 95,102	129,747 - 133,638	152,621 - 157,199
05	52,980 - 54,568	74,538 - 76,773	95,103 - 97,955	133,639 - 137,647	157,200 - 160,300

Series: 0854 1550  
 2210

Locality Area: Albuquerque-Santa Fe-Las Vegas, NM



# Special Pay Tables

Report Run On: January 06, 2016

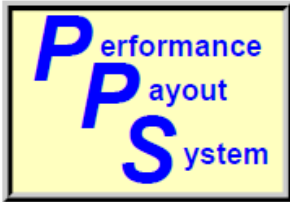
Page 23 of 296

PPS: AQ999D01 OPM: 999D PROFESSIONAL Path: ZP Effective:10-Jan-16  
 Prev. Yr Rate: Curr. Yr Rate: 0.1437 Loc. Diff: 0.0 Gen. Inc. 1.00 Issued:23-Dec-15

Band:	I	II	III	IV	V
Gs Range:	1-6	7-10	11-12	13-14	15-15
Interval					
01	0 - 0	48,312 - 55,149	63,728 - 73,956	84,458 - 104,586	117,396 - 133,051
02	40,415 - 45,525	55,150 - 66,481	73,957 - 84,982	104,587 - 119,682	133,052 - 144,792
03	45,526 - 52,538	66,482 - 74,036	84,983 - 92,332	119,683 - 129,746	144,793 - 152,620
04	52,539 - 54,114	74,037 - 76,257	92,333 - 95,102	129,747 - 133,638	152,621 - 157,199
05	54,115 - 55,737	76,258 - 78,545	95,103 - 97,955	133,639 - 137,647	157,200 - 160,300

Series: 0854 1550  
 2210

Locality Area: Albuquerque-Santa Fe-Las Vegas, NM



# Special Pay Tables

Report Run On: January 06, 2016

Page 24 of 296

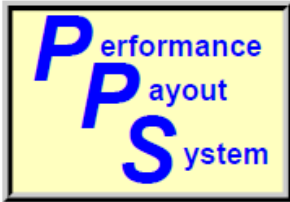
PPS: AQ999E01 OPM: 999E PROFESSIONAL Path: ZP Effective:10-Jan-16  
 Prev. Yr Rate: Curr. Yr Rate: 0.1437 Loc. Diff: 0.0 Gen. Inc. 1.00 Issued:23-Dec-15

Band:	I	II	III	IV	V
Gs Range:	1-6	7-10	11-12	13-14	15-15
Interval					
01	0 - 0	49,013 - 55,644	59,256 - 73,956	84,458 - 104,586	117,396 - 133,051
02	40,980 - 46,097	55,645 - 67,347	73,957 - 84,982	104,587 - 119,682	133,052 - 144,792
03	46,098 - 53,273	67,348 - 75,149	84,983 - 92,332	119,683 - 129,746	144,793 - 152,620
04	53,274 - 54,871	75,150 - 77,403	92,333 - 95,102	129,747 - 133,638	152,621 - 157,199
05	54,872 - 56,517	77,404 - 79,725	95,103 - 97,955	133,639 - 137,647	157,200 - 160,300

Series: 0854 1550  
 2210

Locality Area: Albuquerque-Santa Fe-Las Vegas, NM





# Special Pay Tables

Report Run On: January 06, 2016

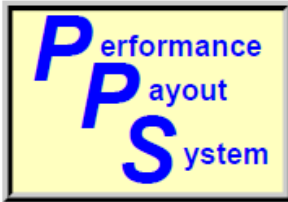
Page 25 of 296

PPS: AQ999F01 OPM: 999F PROFESSIONAL Path: ZP Effective:10-Jan-16  
 Prev. Yr Rate: Curr. Yr Rate: 0.1437 Loc. Diff: 0.0 Gen. Inc. 1.00 Issued:23-Dec-15

Band:	I	II	III	IV	V
Gs Range:	1-6	7-10	11-12	13-14	15-15
Interval					
01	0 - 0	50,413 - 56,634	59,256 - 73,956	84,458 - 104,586	117,396 - 133,051
02	42,110 - 47,240	56,635 - 69,079	73,957 - 84,982	104,587 - 119,682	133,052 - 144,792
03	47,241 - 54,743	69,080 - 77,376	84,983 - 92,332	119,683 - 129,746	144,793 - 152,620
04	54,744 - 56,385	77,377 - 79,697	92,333 - 95,102	129,747 - 133,638	152,621 - 157,199
05	56,386 - 58,077	79,698 - 82,088	95,103 - 97,955	133,639 - 137,647	157,200 - 160,300

Series: 0854 1550  
 2210

Locality Area: Albuquerque-Santa Fe-Las Vegas, NM



# Special Pay Tables

Report Run On: January 06, 2016

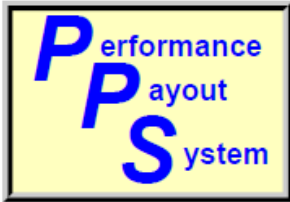
Page 26 of 296

PPS: AQLEO    OPM: LEO    ADMINISTRATIVE    Path: ZA    Effective:10-Jan-16  
 Prev. Yr Rate:    Curr. Yr Rate: 0.1437    Loc. Diff: 0.0    Gen. Inc. 1.00    Issued:23-Dec-15

Band:	I	II	III	IV	V
Gs Range:	1-6	7-10	11-12	13-14	15-15
Interval					
01	20,979 - 35,139	45,379 - 57,171	59,256 - 73,956	84,458 - 104,586	117,396 - 133,048
02	35,140 - 45,759	57,172 - 66,015	73,957 - 84,981	104,587 - 119,682	133,049 - 144,787
03	45,760 - 52,844	66,016 - 71,914	84,982 - 92,332	119,683 - 129,746	144,788 - 152,620
04	52,845 - 54,429	71,915 - 74,071	92,333 - 95,102	129,747 - 133,638	152,621 - 157,199
05	54,430 - 56,062	74,072 - 76,293	95,103 - 97,955	133,639 - 137,647	157,200 - 160,300

Series: 1811

Locality Area: Albuquerque-Santa Fe-Las Vegas, NM



# Special Pay Tables

Report Run On: January 06, 2016

Page 27 of 296

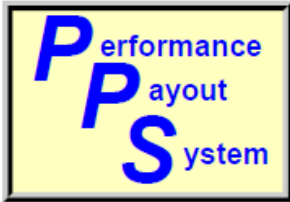
PPS: ATL007203 OPM: 0072 CLERICAL AND SUPPORT Path: ZS Effective:10-Jan-16  
 Prev. Yr Rate: 0.1929 Curr. Yr Rate: 0.1958 Loc. Diff: 1.00 Gen. Inc. 1.00 Issued:23-Dec-15

Band:	I	II	III	IV	V
Gs Range:	1-2	3-4	5-6	7-8	9-10
Interval					
01	25,959 - 26,387	29,252 - 32,402	33,796 - 40,541	41,864 - 50,043	51,208 - 61,031
02	26,388 - 29,727	32,403 - 36,522	40,542 - 45,600	50,044 - 56,177	61,032 - 68,398
03	29,728 - 31,953	36,523 - 39,269	45,601 - 48,973	56,178 - 60,267	68,399 - 73,310
04	31,954 - 32,912	39,270 - 40,447	48,974 - 50,442	60,268 - 62,075	73,311 - 75,509
05	32,913 - 33,899	40,448 - 41,660	50,443 - 51,955	62,076 - 63,937	75,510 - 77,774

Series: 0356

Counties: Cobb Co. GA 13 0000 067 Clayton Co. GA 13 0000 063 DeKalb Co. GA 13 0000 089  
 Fulton Co. GA 13 0000 121 Douglas Co. GA 13 0000 097 Gwinnett Co. GA 13 0000 135  
 Rockdale Co. GA 13 0000 247

Locality Area: Atlanta--Athens-Clarke County--Sandy Springs, GA-AL



# Special Pay Tables

Report Run On: January 06, 2016

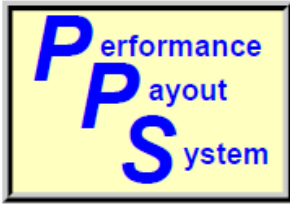
Page 28 of 296

PPS: ATL041401 OPM: 0414 PROFESSIONAL Path: ZP Effective:10-Jan-16  
 Prev. Yr Rate: 0.1929 Curr. Yr Rate: 0.1958 Loc. Diff: 1.00 Gen. Inc.1.00 Issued:23-Dec-15

Band:	I	II	III	IV	V
Gs Range:	1-6	7-10	11-12	13-14	15-15
Interval					
01	0 - 0	45,512 - 55,840	61,956 - 77,326	88,305 - 109,350	122,744 - 139,112
02	36,740 - 42,965	55,841 - 66,322	77,327 - 88,853	109,351 - 125,134	139,113 - 151,388
03	42,966 - 48,973	66,323 - 73,310	88,854 - 96,538	125,135 - 135,656	151,389 - 159,572
04	48,974 - 50,442	73,311 - 75,509	96,539 - 99,434	135,657 - 139,726	159,573 - 160,300
05	50,443 - 51,955	75,510 - 77,774	99,435 - 102,417	139,727 - 143,918	160,300 - 160,300

**Series:** 0801 0808  
 0810 0819  
 0830 0861  
 0871 0896

Locality Area: Atlanta--Athens-Clarke County--Sandy Springs, GA-AL



# Special Pay Tables

Report Run On: January 06, 2016

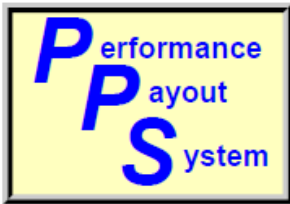
Page 29 of 296

PPS: ATL042201 OPM: 0422 PROFESSIONAL Path: ZP Effective:10-Jan-16  
 Prev. Yr Rate: 0.1929 Curr. Yr Rate: 0.1958 Loc. Diff: 1.00 Gen. Inc. 1.00 Issued:23-Dec-15

Band:	I	II	III	IV	V
Gs Range:	1-6	7-10	11-12	13-14	15-15
Interval					
01	0 - 0	45,512 - 55,840	61,956 - 77,326	88,305 - 109,350	122,744 - 139,112
02	36,740 - 42,965	55,841 - 66,322	77,327 - 88,853	109,351 - 125,134	139,113 - 151,388
03	42,966 - 48,973	66,323 - 73,310	88,854 - 96,538	125,135 - 135,656	151,389 - 159,572
04	48,974 - 50,442	73,311 - 75,509	96,539 - 99,434	135,657 - 139,726	159,573 - 160,300
05	50,443 - 51,955	75,510 - 77,774	99,435 - 102,417	139,727 - 143,918	160,300 - 160,300

Series: 0850 0855

Locality Area: Atlanta--Athens-Clarke County--Sandy Springs, GA-AL



# Special Pay Tables

Report Run On: January 06, 2016

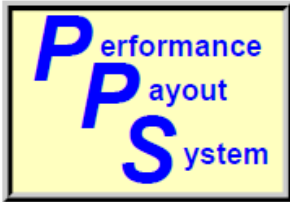
Page 30 of 296

PPS: ATL999B01 OPM: 999B PROFESSIONAL Path: ZP Effective:10-Jan-16  
 Prev. Yr Rate: 0.1929 Curr. Yr Rate: 0.1958 Loc. Diff: 1.00 Gen. Inc. 1.00 Issued:23-Dec-15

Band:	I	II	III	IV	V
Gs Range:	1-6	7-10	11-12	13-14	15-15
Interval					
01	0 - 0	46,562 - 55,840	61,956 - 77,326	88,305 - 109,350	122,744 - 139,112
02	39,002 - 44,309	55,841 - 66,322	77,327 - 88,853	109,351 - 125,134	139,113 - 151,388
03	44,310 - 50,701	66,323 - 73,310	88,854 - 96,538	125,135 - 135,656	151,389 - 159,572
04	50,702 - 52,222	73,311 - 75,509	96,539 - 99,434	135,657 - 139,726	159,573 - 160,300
05	52,223 - 53,789	75,510 - 77,774	99,435 - 102,417	139,727 - 143,918	160,300 - 160,300

Series: 0854 1550  
 2210

Locality Area: Atlanta--Athens-Clarke County--Sandy Springs, GA-AL



# Special Pay Tables

Report Run On: January 06, 2016

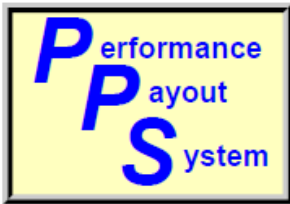
Page 31 of 296

PPS: ATLEO    OPM: LEO    ADMINISTRATIVE    Path: ZA    Effective:10-Jan-16  
 Prev. Yr Rate: 0.1929    Curr. Yr Rate: 0.1958    Loc. Diff: 1.00    Gen. Inc. 1.00    Issued:23-Dec-15

Band:	I	II	III	IV	V
Gs Range:	1-6	7-10	11-12	13-14	15-15
Interval					
01	21,935 - 36,739	47,446 - 59,774	61,956 - 77,324	88,305 - 109,349	122,744 - 139,112
02	36,740 - 47,842	59,775 - 69,020	77,325 - 88,850	109,350 - 125,132	139,113 - 151,388
03	47,843 - 55,251	69,021 - 75,190	88,851 - 96,538	125,133 - 135,656	151,389 - 159,572
04	55,252 - 56,909	75,191 - 77,446	96,539 - 99,434	135,657 - 139,726	159,573 - 160,300
05	56,910 - 58,616	77,447 - 79,769	99,435 - 102,417	139,727 - 143,918	160,300 - 160,300

Series: 1811

Locality Area: Atlanta--Athens-Clarke County--Sandy Springs, GA-AL



# Special Pay Tables

Report Run On: January 06, 2016

Page 32 of 296

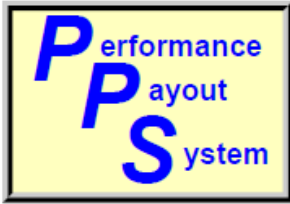
PPS: AU030501 OPM: 0305 PROFESSIONAL Path: ZP Effective:10-Jan-16  
 Prev. Yr Rate: Curr. Yr Rate: 0.1451 Loc. Diff: 0.0 Gen. Inc. 1.00 Issued:23-Dec-15

Band:	I	II	III	IV	V
Gs Range:	1-6	7-10	11-12	13-14	15-15
Interval					
01	0 - 0	40,089 - 53,473	59,329 - 74,047	84,561 - 104,714	117,540 - 133,214
02	32,972 - 41,142	53,474 - 63,510	74,048 - 85,086	104,715 - 119,829	133,215 - 144,970
03	41,143 - 46,896	63,511 - 70,202	85,087 - 92,445	119,830 - 129,905	144,971 - 152,807
04	46,897 - 48,303	70,203 - 72,308	92,446 - 95,218	129,906 - 133,802	152,808 - 157,391
05	48,304 - 49,752	72,309 - 74,477	95,219 - 98,075	133,803 - 137,816	157,392 - 160,300

Series: 0690

Locality Area: Austin-Round Rock, TX





# Special Pay Tables

Report Run On: January 06, 2016

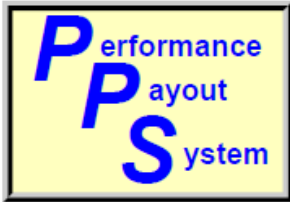
Page 33 of 296

PPS: AU041401 OPM: 0414 PROFESSIONAL Path: ZP Effective:10-Jan-16  
 Prev. Yr Rate: Curr. Yr Rate: 0.1451 Loc. Diff: 0.0 Gen. Inc. 1.00 Issued:23-Dec-15

Band:	I	II	III	IV	V
Gs Range:	1-6	7-10	11-12	13-14	15-15
Interval					
01	0 - 0	45,512 - 53,473	59,329 - 74,047	84,561 - 104,714	117,540 - 133,214
02	36,740 - 41,142	53,474 - 63,510	74,048 - 85,086	104,715 - 119,829	133,215 - 144,970
03	41,143 - 46,896	63,511 - 70,202	85,087 - 92,445	119,830 - 129,905	144,971 - 152,807
04	46,897 - 48,303	70,203 - 72,308	92,446 - 95,218	129,906 - 133,802	152,808 - 157,391
05	48,304 - 49,752	72,309 - 74,477	95,219 - 98,075	133,803 - 137,816	157,392 - 160,300

**Series:** 0801 0808  
 0810 0819  
 0830 0861  
 0871 0896

Locality Area: Austin-Round Rock, TX



# Special Pay Tables

Report Run On: January 06, 2016

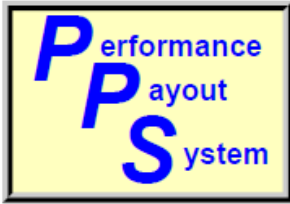
Page 34 of 296

PPS: AU042201 OPM: 0422 PROFESSIONAL Path: ZP Effective:10-Jan-16  
 Prev. Yr Rate: Curr. Yr Rate: 0.1451 Loc. Diff: 0.0 Gen. Inc. 1.00 Issued:23-Dec-15

Band:	I	II	III	IV	V
Gs Range:	1-6	7-10	11-12	13-14	15-15
Interval					
01	0 - 0	45,512 - 53,473	60,446 - 74,047	84,561 - 104,714	117,540 - 133,214
02	36,740 - 41,142	53,474 - 63,510	74,048 - 85,086	104,715 - 119,829	133,215 - 144,970
03	41,143 - 46,896	63,511 - 70,202	85,087 - 92,445	119,830 - 129,905	144,971 - 152,807
04	46,897 - 48,303	70,203 - 72,308	92,446 - 95,218	129,906 - 133,802	152,808 - 157,391
05	48,304 - 49,752	72,309 - 74,477	95,219 - 98,075	133,803 - 137,816	157,392 - 160,300

Series: 0850 0855

Locality Area: Austin-Round Rock, TX



# Special Pay Tables

Report Run On: January 06, 2016

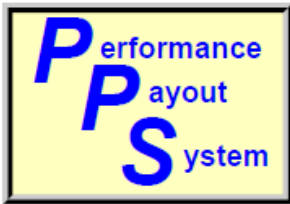
Page 35 of 296

PPS: AU999B01 OPM: 999B PROFESSIONAL Path: ZP Effective:10-Jan-16  
 Prev. Yr Rate: Curr. Yr Rate: 0.1451 Loc. Diff: 0.0 Gen. Inc. 1.00 Issued:23-Dec-15

Band:	I	II	III	IV	V
Gs Range:	1-6	7-10	11-12	13-14	15-15
Interval					
01	0 - 0	46,562 - 54,434	61,137 - 74,047	84,561 - 104,714	117,540 - 133,214
02	39,002 - 44,102	54,435 - 65,193	74,048 - 85,086	104,715 - 119,829	133,215 - 144,970
03	44,103 - 50,701	65,194 - 72,366	85,087 - 92,445	119,830 - 129,905	144,971 - 152,807
04	50,702 - 52,222	72,367 - 74,537	92,446 - 95,218	129,906 - 133,802	152,808 - 157,391
05	52,223 - 53,789	74,538 - 76,773	95,219 - 98,075	133,803 - 137,816	157,392 - 160,300

Series: 0854 1550  
 2210

Locality Area: Austin-Round Rock, TX



# Special Pay Tables

Report Run On: January 06, 2016

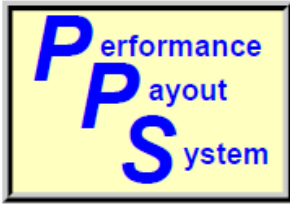
Page 36 of 296

PPS: AU999C01 OPM: 999C PROFESSIONAL Path: ZP Effective:10-Jan-16  
 Prev. Yr Rate: Curr. Yr Rate: 0.1451 Loc. Diff: 0.0 Gen. Inc. 1.00 Issued:23-Dec-15

Band:	I	II	III	IV	V
Gs Range:	1-6	7-10	11-12	13-14	15-15
Interval					
01	0 - 0	47,262 - 54,434	62,173 - 74,047	84,561 - 104,714	117,540 - 133,214
02	39,567 - 44,674	54,435 - 65,193	74,048 - 85,086	104,715 - 119,829	133,215 - 144,970
03	44,675 - 51,436	65,194 - 72,366	85,087 - 92,445	119,830 - 129,905	144,971 - 152,807
04	51,437 - 52,979	72,367 - 74,537	92,446 - 95,218	129,906 - 133,802	152,808 - 157,391
05	52,980 - 54,568	74,538 - 76,773	95,219 - 98,075	133,803 - 137,816	157,392 - 160,300

Series: 0854 1550  
 2210

Locality Area: Austin-Round Rock, TX



# Special Pay Tables

Report Run On: January 06, 2016

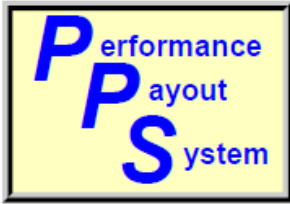
Page 37 of 296

PPS: AU999D01 OPM: 999D PROFESSIONAL Path: ZP Effective:10-Jan-16  
 Prev. Yr Rate: Curr. Yr Rate: 0.1451 Loc. Diff: 0.0 Gen. Inc. 1.00 Issued:23-Dec-15

Band:	I	II	III	IV	V
Gs Range:	1-6	7-10	11-12	13-14	15-15
Interval					
01	0 - 0	48,312 - 55,177	63,728 - 74,047	84,561 - 104,714	117,540 - 133,214
02	40,415 - 45,531	55,178 - 66,492	74,048 - 85,086	104,715 - 119,829	133,215 - 144,970
03	45,532 - 52,538	66,493 - 74,036	85,087 - 92,445	119,830 - 129,905	144,971 - 152,807
04	52,539 - 54,114	74,037 - 76,257	92,446 - 95,218	129,906 - 133,802	152,808 - 157,391
05	54,115 - 55,737	76,258 - 78,545	95,219 - 98,075	133,803 - 137,816	157,392 - 160,300

Series: 0854 1550  
 2210

Locality Area: Austin-Round Rock, TX



# Special Pay Tables

Report Run On: January 06, 2016

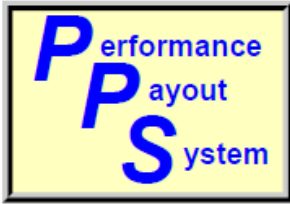
Page 38 of 296

PPS: AU999E01 OPM: 999E PROFESSIONAL Path: ZP Effective:10-Jan-16  
 Prev. Yr Rate: Curr. Yr Rate: 0.1451 Loc. Diff: 0.0 Gen. Inc. 1.00 Issued:23-Dec-15

Band:	I	II	III	IV	V
Gs Range:	1-6	7-10	11-12	13-14	15-15
Interval					
01	0 - 0	49,013 - 55,671	59,329 - 74,047	84,561 - 104,714	117,540 - 133,214
02	40,980 - 46,102	55,672 - 67,358	74,048 - 85,086	104,715 - 119,829	133,215 - 144,970
03	46,103 - 53,273	67,359 - 75,149	85,087 - 92,445	119,830 - 129,905	144,971 - 152,807
04	53,274 - 54,871	75,150 - 77,403	92,446 - 95,218	129,906 - 133,802	152,808 - 157,391
05	54,872 - 56,517	77,404 - 79,725	95,219 - 98,075	133,803 - 137,816	157,392 - 160,300

Series: 0854 1550  
 2210

Locality Area: Austin-Round Rock, TX



# Special Pay Tables

Report Run On: January 06, 2016

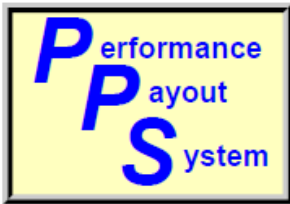
Page 39 of 296

PPS: AU999F01 OPM: 999F PROFESSIONAL Path: ZP Effective:10-Jan-16  
 Prev. Yr Rate: Curr. Yr Rate: 0.1451 Loc. Diff: 0.0 Gen. Inc. 1.00 Issued:23-Dec-15

Band:	I	II	III	IV	V
Gs Range:	1-6	7-10	11-12	13-14	15-15
Interval					
01	0 - 0	50,413 - 56,661	59,329 - 74,047	84,561 - 104,714	117,540 - 133,214
02	42,110 - 47,246	56,662 - 69,090	74,048 - 85,086	104,715 - 119,829	133,215 - 144,970
03	47,247 - 54,743	69,091 - 77,376	85,087 - 92,445	119,830 - 129,905	144,971 - 152,807
04	54,744 - 56,385	77,377 - 79,697	92,446 - 95,218	129,906 - 133,802	152,808 - 157,391
05	56,386 - 58,077	79,698 - 82,088	95,219 - 98,075	133,803 - 137,816	157,392 - 160,300

Series: 0854 1550  
 2210

Locality Area: Austin-Round Rock, TX



# Special Pay Tables

Report Run On: January 06, 2016

Page 40 of 296

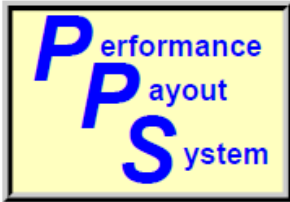
PPS: AULEO    OPM: LEO    ADMINISTRATIVE    Path: ZA    Effective:10-Jan-16  
 Prev. Yr Rate:    Curr. Yr Rate: 0.1451    Loc. Diff: 0.0    Gen. Inc. 1.00    Issued:23-Dec-15

Band:	I	II	III	IV	V
Gs Range:	1-6	7-10	11-12	13-14	15-15
Interval					
01	21,005 - 35,181	45,434 - 57,242	59,329 - 74,045	84,561 - 104,713	117,540 - 133,212
02	35,182 - 45,813	57,243 - 66,098	74,046 - 85,082	104,714 - 119,827	133,213 - 144,966
03	45,814 - 52,908	66,099 - 72,002	85,083 - 92,445	119,828 - 129,905	144,967 - 152,807
04	52,909 - 54,495	72,003 - 74,162	92,446 - 95,218	129,906 - 133,802	152,808 - 157,391
05	54,496 - 56,130	74,163 - 76,387	95,219 - 98,075	133,803 - 137,816	157,392 - 160,300

Series: 1811

Locality Area: Austin-Round Rock, TX





# Special Pay Tables

Report Run On: January 06, 2016

Page 41 of 296

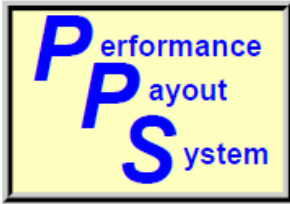
PPS: BOS002302 OPM: 0023 ADMINISTRATIVE Path: ZA Effective:10-Jan-16  
 Prev. Yr Rate: 0.2480 Curr. Yr Rate: 0.2519 Loc. Diff: 1.00 Gen. Inc. 1.00 Issued:23-Dec-15

Band:	I	II	III	IV	V
Gs Range:	1-6	7-10	11-12	13-14	15-15
Interval					
01	25,959 - 35,544	43,828 - 58,460	64,862 - 80,953	92,448 - 114,480	128,503 - 142,635
02	35,545 - 44,980	58,461 - 69,433	80,954 - 93,021	114,481 - 131,005	142,636 - 153,234
03	44,981 - 51,270	69,434 - 76,749	93,022 - 101,067	131,006 - 142,021	153,235 - 160,300
04	51,271 - 52,808	76,750 - 79,051	101,068 - 104,099	142,022 - 146,282	160,300 - 160,300
05	52,809 - 54,392	79,052 - 81,423	104,100 - 107,222	146,283 - 150,670	160,300 - 160,300

Series: 1001 1101  
 1152

Counties: Middlesex Co. MA 25 0000 017 Essex Co. MA 25 0000 009 Norfolk Co. MA 25 0000 021  
 Suffolk Co. MA 25 0000 025 Plymouth Co. MA 25 0000 023 Worcester Co. MA 25 0000 027

Locality Area: Boston-Worcester-Providence, MA-RI-NH-CT-ME



# Special Pay Tables

Report Run On: January 06, 2016

Page 42 of 296

PPS: BOS002303 OPM: 0023 CLERICAL AND SUPPORT Path: ZS Effective:10-Jan-16  
 Prev. Yr Rate: 0.2480 Curr. Yr Rate: 0.2519 Loc. Diff: 1.00 Gen. Inc. 1.00 Issued:23-Dec-15

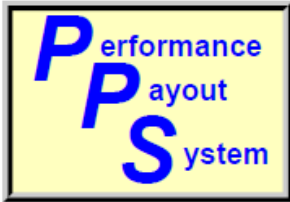
Band:	I	II	III	IV	V
Gs Range:	1-2	3-4	5-6	7-8	9-10
Interval					
01	25,959 - 27,201	28,170 - 33,922	35,381 - 42,443	43,828 - 52,391	53,610 - 63,894
02	27,202 - 30,379	33,923 - 38,235	42,444 - 47,739	52,392 - 58,813	63,895 - 71,607
03	30,380 - 32,498	38,236 - 41,111	47,740 - 51,270	58,814 - 63,095	71,608 - 76,749
04	32,499 - 33,473	41,112 - 42,344	51,271 - 52,808	63,096 - 64,988	76,750 - 79,051
05	33,474 - 34,477	42,345 - 43,614	52,809 - 54,392	64,989 - 66,938	79,052 - 81,423

**Series:**

0029	0083
0086	0119
0203	0303
0305	0309
0318	0322
0326	0335
0344	0350
0351	0356
0503	0525
0544	0561
0963	1001
1087	1101
1105	1106
1411	1421
1802	2005
2102	

**Counties:** Middlesex Co. MA 25 0000 017 Essex Co. MA 25 0000 009 Norfolk Co. MA 25 0000 021  
 Suffolk Co. MA 25 0000 025 Plymouth Co. MA 25 0000 023 Worcester Co. MA 25 0000 027

**Locality Area: Boston-Worcester-Providence, MA-RI-NH-CT-ME**



# Special Pay Tables

Report Run On: January 06, 2016

Page 43 of 296

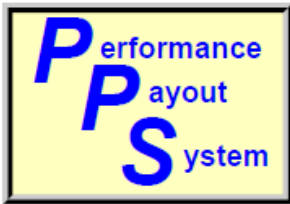
PPS: BOS002304 OPM: 0023 SCIENTIFIC & TECHNICAL Path: ZT Effective:10-Jan-16  
 Prev. Yr Rate: 0.2480 Curr. Yr Rate: 0.2519 Loc. Diff: 1.00 Gen. Inc. 1.00 Issued:23-Dec-15

Band:	I	II	III	IV	V
Gs Range:	1-4	5-8	9-10	11-12	13-13
Interval					
01	25,959 - 31,029	35,381 - 47,698	53,610 - 63,894	64,862 - 80,953	92,448 - 104,776
02	31,030 - 37,078	47,699 - 56,936	63,895 - 71,607	80,954 - 93,021	104,777 - 114,023
03	37,079 - 41,111	56,937 - 63,095	71,608 - 76,749	93,022 - 101,067	114,024 - 120,187
04	41,112 - 42,344	63,096 - 64,988	76,750 - 79,051	101,068 - 104,099	120,188 - 123,793
05	42,345 - 43,614	64,989 - 66,938	79,052 - 81,423	104,100 - 107,222	123,794 - 127,507

Series: 0332 0392  
 1531

Counties: Middlesex Co. MA 25 0000 017 Essex Co. MA 25 0000 009 Norfolk Co. MA 25 0000 021  
 Suffolk Co. MA 25 0000 025 Plymouth Co. MA 25 0000 023 Worcester Co. MA 25 0000 027

Locality Area: Boston-Worcester-Providence, MA-RI-NH-CT-ME



# Special Pay Tables

Report Run On: January 06, 2016

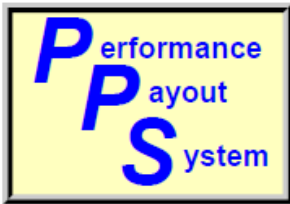
Page 44 of 296

PPS: BOS041401 OPM: 0414 PROFESSIONAL Path: ZP Effective:10-Jan-16  
 Prev. Yr Rate: 0.2480 Curr. Yr Rate: 0.2519 Loc. Diff: 1.00 Gen. Inc. 1.00 Issued:23-Dec-15

Band:	I	II	III	IV	V
Gs Range:	1-6	7-10	11-12	13-14	15-15
Interval					
01	0 - 0	45,512 - 58,460	64,862 - 80,953	92,448 - 114,480	128,503 - 142,635
02	36,740 - 44,980	58,461 - 69,433	80,954 - 93,021	114,481 - 131,005	142,636 - 153,234
03	44,981 - 51,270	69,434 - 76,749	93,022 - 101,067	131,006 - 142,021	153,235 - 160,300
04	51,271 - 52,808	76,750 - 79,051	101,068 - 104,099	142,022 - 146,282	160,300 - 160,300
05	52,809 - 54,392	79,052 - 81,423	104,100 - 107,222	146,283 - 150,670	160,300 - 160,300

**Series:** 0801 0808  
 0810 0819  
 0830 0861  
 0871 0896

Locality Area: Boston-Worcester-Providence, MA-RI-NH-CT-ME



# Special Pay Tables

Report Run On: January 06, 2016

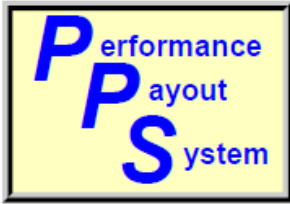
Page 45 of 296

PPS: BOS042201 OPM: 0422 PROFESSIONAL Path: ZP Effective:10-Jan-16  
 Prev. Yr Rate: 0.2480 Curr. Yr Rate: 0.2519 Loc. Diff: 1.00 Gen. Inc. 1.00 Issued:23-Dec-15

Band:	I	II	III	IV	V
Gs Range:	1-6	7-10	11-12	13-14	15-15
Interval					
01	0 - 0	45,512 - 58,460	64,862 - 80,953	92,448 - 114,480	128,503 - 142,635
02	36,740 - 44,980	58,461 - 69,433	80,954 - 93,021	114,481 - 131,005	142,636 - 153,234
03	44,981 - 51,270	69,434 - 76,749	93,022 - 101,067	131,006 - 142,021	153,235 - 160,300
04	51,271 - 52,808	76,750 - 79,051	101,068 - 104,099	142,022 - 146,282	160,300 - 160,300
05	52,809 - 54,392	79,052 - 81,423	104,100 - 107,222	146,283 - 150,670	160,300 - 160,300

Series: 0850 0855

Locality Area: Boston-Worcester-Providence, MA-RI-NH-CT-ME



# Special Pay Tables

Report Run On: January 06, 2016

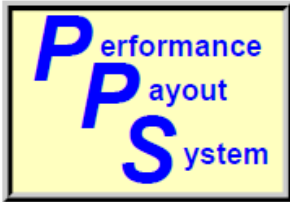
Page 46 of 296

PPS: BOS983C03 OPM: 983C CLERICAL AND SUPPORT Path: ZS Effective:10-Jan-16  
 Prev. Yr Rate: 0.2480 Curr. Yr Rate: 0.2519 Loc. Diff: 1.00 Gen. Inc. 1.00 Issued:23-Dec-15

Band:	I	II	III	IV	V
Gs Range:	1-2	3-4	5-6	7-8	9-10
Interval					
01	22,964 - 27,201	34,608 - 35,645	38,719 - 44,593	47,962 - 53,916	54,385 - 63,894
02	27,202 - 30,379	35,646 - 41,251	44,594 - 51,501	53,917 - 61,483	63,895 - 71,607
03	30,380 - 32,498	41,252 - 44,989	51,502 - 56,107	61,484 - 66,527	71,608 - 76,749
04	32,499 - 33,473	44,990 - 46,339	56,108 - 57,790	66,528 - 68,523	76,750 - 79,051
05	33,474 - 34,477	46,340 - 47,729	57,791 - 59,524	68,524 - 70,579	79,052 - 81,423

Series: 0083

Locality Area: Boston-Worcester-Providence, MA-RI-NH-CT-ME



# Special Pay Tables

Report Run On: January 06, 2016

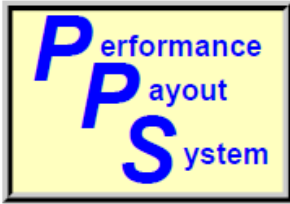
Page 47 of 296

PPS: BOS999D01 OPM: 999D PROFESSIONAL Path: ZP Effective:10-Jan-16  
 Prev. Yr Rate: 0.2480 Curr. Yr Rate: 0.2519 Loc. Diff: 1.00 Gen. Inc. 1.00 Issued:23-Dec-15

Band:	I	II	III	IV	V
Gs Range:	1-6	7-10	11-12	13-14	15-15
Interval					
01	0 - 0	48,312 - 58,460	64,862 - 80,953	92,448 - 114,480	128,503 - 142,635
02	40,415 - 45,966	58,461 - 69,433	80,954 - 93,021	114,481 - 131,005	142,636 - 153,234
03	45,967 - 52,538	69,434 - 76,749	93,022 - 101,067	131,006 - 142,021	153,235 - 160,300
04	52,539 - 54,114	76,750 - 79,051	101,068 - 104,099	142,022 - 146,282	160,300 - 160,300
05	54,115 - 55,737	79,052 - 81,423	104,100 - 107,222	146,283 - 150,670	160,300 - 160,300

Series: 0854 1550  
 2210

Locality Area: Boston-Worcester-Providence, MA-RI-NH-CT-ME



# Special Pay Tables

Report Run On: January 06, 2016

Page 48 of 296

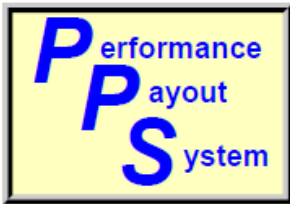
PPS: BOSLEO OPM: LEO ADMINISTRATIVE Path: ZA Effective:10-Jan-16  
 Prev. Yr Rate: 0.2480 Curr. Yr Rate: 0.2519 Loc. Diff: 1.00 Gen. Inc. 1.00 Issued:23-Dec-15

Band:	I	II	III	IV	V
Gs Range:	1-6	7-10	11-12	13-14	15-15
Interval					
01	22,964 - 38,464	49,672 - 62,580	64,862 - 80,950	92,448 - 114,480	128,503 - 142,635
02	38,465 - 50,089	62,581 - 72,261	80,951 - 93,016	114,481 - 131,004	142,636 - 153,234
03	50,090 - 57,843	72,262 - 78,717	93,017 - 101,067	131,005 - 142,021	153,235 - 160,300
04	57,844 - 59,578	78,718 - 81,079	101,068 - 104,099	142,022 - 146,282	160,300 - 160,300
05	59,579 - 61,365	81,080 - 83,511	104,100 - 107,222	146,283 - 150,670	160,300 - 160,300

Series: 1811

Locality Area: Boston-Worcester-Providence, MA-RI-NH-CT-ME





# Special Pay Tables

Report Run On: January 06, 2016

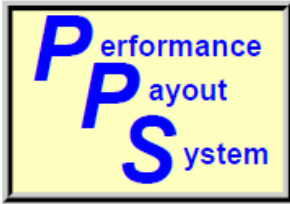
Page 49 of 296

PPS: BU041401 OPM: 0414 PROFESSIONAL Path: ZP Effective:10-Jan-16  
 Prev. Yr Rate: 0.1698 Curr. Yr Rate: 0.1731 Loc. Diff: 1.00 Gen. Inc. 1.00 Issued:23-Dec-15

Band:	I	II	III	IV	V
Gs Range:	1-6	7-10	11-12	13-14	15-15
Interval					
01	0 - 0	45,512 - 54,780	60,779 - 75,858	86,629 - 107,274	120,414 - 136,471
02	36,740 - 42,149	54,781 - 65,063	75,859 - 87,167	107,275 - 122,758	136,472 - 148,514
03	42,150 - 48,043	65,064 - 71,918	87,168 - 94,706	122,759 - 133,081	148,515 - 156,543
04	48,044 - 49,484	71,919 - 74,076	94,707 - 97,547	133,082 - 137,073	156,544 - 160,300
05	49,485 - 50,969	74,077 - 76,298	97,548 - 100,473	137,074 - 141,185	160,300 - 160,300

**Series:** 0801 0808  
 0810 0819  
 0830 0861  
 0871 0896

Locality Area: Buffalo-Cheektowaga, NY



# Special Pay Tables

Report Run On: January 06, 2016

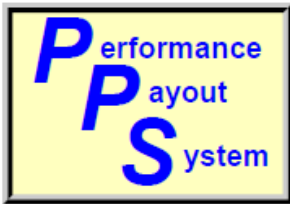
Page 50 of 296

PPS: BU042201 OPM: 0422 PROFESSIONAL Path: ZP Effective:10-Jan-16  
 Prev. Yr Rate: 0.1698 Curr. Yr Rate: 0.1731 Loc. Diff: 1.00 Gen. Inc. 1.00 Issued:23-Dec-15

Band:	I	II	III	IV	V
Gs Range:	1-6	7-10	11-12	13-14	15-15
Interval					
01	0 - 0	45,512 - 54,780	60,779 - 75,858	86,629 - 107,274	120,414 - 136,471
02	36,740 - 42,149	54,781 - 65,063	75,859 - 87,167	107,275 - 122,758	136,472 - 148,514
03	42,150 - 48,043	65,064 - 71,918	87,168 - 94,706	122,759 - 133,081	148,515 - 156,543
04	48,044 - 49,484	71,919 - 74,076	94,707 - 97,547	133,082 - 137,073	156,544 - 160,300
05	49,485 - 50,969	74,077 - 76,298	97,548 - 100,473	137,074 - 141,185	160,300 - 160,300

Series: 0850 0855

Locality Area: Buffalo-Cheektowaga, NY



# Special Pay Tables

Report Run On: January 06, 2016

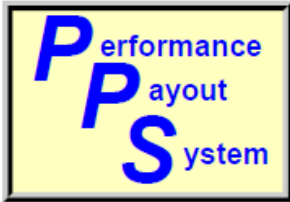
Page 51 of 296

PPS: BU999B01 OPM: 999B PROFESSIONAL Path: ZP Effective:10-Jan-16  
 Prev. Yr Rate: 0.1698 Curr. Yr Rate: 0.1731 Loc. Diff: 1.00 Gen. Inc. 1.00 Issued:23-Dec-15

Band:	I	II	III	IV	V
Gs Range:	1-6	7-10	11-12	13-14	15-15
Interval					
01	0 - 0	46,562 - 54,979	61,137 - 75,858	86,629 - 107,274	120,414 - 136,471
02	39,002 - 44,216	54,980 - 65,411	75,859 - 87,167	107,275 - 122,758	136,472 - 148,514
03	44,217 - 50,701	65,412 - 72,366	87,168 - 94,706	122,759 - 133,081	148,515 - 156,543
04	50,702 - 52,222	72,367 - 74,537	94,707 - 97,547	133,082 - 137,073	156,544 - 160,300
05	52,223 - 53,789	74,538 - 76,773	97,548 - 100,473	137,074 - 141,185	160,300 - 160,300

Series: 0854 1550  
 2210

Locality Area: Buffalo-Cheektowaga, NY



# Special Pay Tables

Report Run On: January 06, 2016

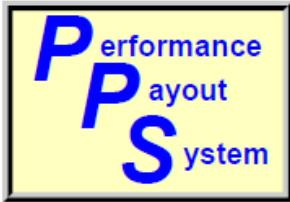
Page 52 of 296

PPS: BULEO    OPM: LEO    ADMINISTRATIVE    Path: ZA    Effective:10-Jan-16  
 Prev. Yr Rate: 0.1698    Curr. Yr Rate: 0.1731    Loc. Diff: 1.00    Gen. Inc. 1.00    Issued:23-Dec-15

Band:	I	II	III	IV	V
Gs Range:	1-6	7-10	11-12	13-14	15-15
Interval					
01	21,518 - 36,042	46,545 - 58,641	60,779 - 75,855	86,629 - 107,273	120,414 - 136,470
02	36,043 - 46,935	58,642 - 67,713	75,856 - 87,162	107,274 - 122,756	136,471 - 148,512
03	46,936 - 54,202	67,714 - 73,762	87,163 - 94,706	122,757 - 133,081	148,513 - 156,543
04	54,203 - 55,828	73,763 - 75,975	94,707 - 97,547	133,082 - 137,073	156,544 - 160,300
05	55,829 - 57,503	75,976 - 78,254	97,548 - 100,473	137,074 - 141,185	160,300 - 160,300

Series: 1811

Locality Area: Buffalo-Cheektowaga, NY



# Special Pay Tables

Report Run On: January 06, 2016

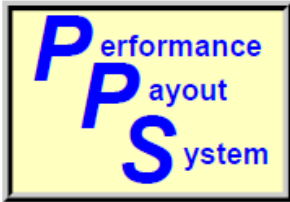
Page 53 of 296

PPS: CHI041401 OPM: 0414 PROFESSIONAL Path: ZP Effective:10-Jan-16  
 Prev. Yr Rate: 0.2510 Curr. Yr Rate: 0.2544 Loc. Diff: 1.00 Gen. Inc.1.00 Issued:23-Dec-15

Band:	I	II	III	IV	V
Gs Range:	1-6	7-10	11-12	13-14	15-15
Interval					
01	0 - 0	45,512 - 58,576	64,992 - 81,115	92,632 - 114,708	128,759 - 142,777
02	36,740 - 45,070	58,577 - 69,572	81,116 - 93,207	114,709 - 131,266	142,778 - 153,291
03	45,071 - 51,373	69,573 - 76,902	93,208 - 101,269	131,267 - 142,304	153,292 - 160,300
04	51,374 - 52,914	76,903 - 79,209	101,270 - 104,307	142,305 - 146,573	160,300 - 160,300
05	52,915 - 54,501	79,210 - 81,585	104,308 - 107,436	146,574 - 150,970	160,300 - 160,300

**Series:** 0801 0808  
 0810 0819  
 0830 0861  
 0871 0896

Locality Area: Chicago-Naperville, IL-IN-WI



# Special Pay Tables

Report Run On: January 06, 2016

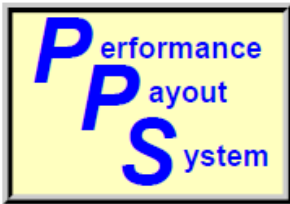
Page 54 of 296

PPS: CHI042201 OPM: 0422 PROFESSIONAL Path: ZP Effective:10-Jan-16  
 Prev. Yr Rate: 0.2510 Curr. Yr Rate: 0.2544 Loc. Diff: 1.00 Gen. Inc. 1.00 Issued:23-Dec-15

Band:	I	II	III	IV	V
Gs Range:	1-6	7-10	11-12	13-14	15-15
Interval					
01	0 - 0	45,512 - 58,576	64,992 - 81,115	92,632 - 114,708	128,759 - 142,777
02	36,740 - 45,070	58,577 - 69,572	81,116 - 93,207	114,709 - 131,266	142,778 - 153,291
03	45,071 - 51,373	69,573 - 76,902	93,208 - 101,269	131,267 - 142,304	153,292 - 160,300
04	51,374 - 52,914	76,903 - 79,209	101,270 - 104,307	142,305 - 146,573	160,300 - 160,300
05	52,915 - 54,501	79,210 - 81,585	104,308 - 107,436	146,574 - 150,970	160,300 - 160,300

Series: 0850 0855

Locality Area: Chicago-Naperville, IL-IN-WI



# Special Pay Tables

Report Run On: January 06, 2016

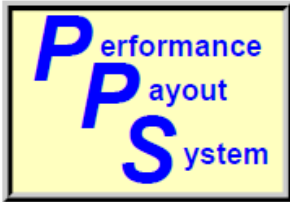
Page 55 of 296

PPS: CHI983C03 OPM: 983C CLERICAL AND SUPPORT Path: ZS Effective:10-Jan-16  
 Prev. Yr Rate: 0.2510 Curr. Yr Rate: 0.2544 Loc. Diff: 1.00 Gen. Inc. 1.00 Issued:23-Dec-15

Band:	I	II	III	IV	V
Gs Range:	1-2	3-4	5-6	7-8	9-10
Interval					
01	23,009 - 27,255	34,608 - 35,677	38,719 - 44,632	47,962 - 53,965	54,385 - 64,021
02	27,256 - 30,440	35,678 - 41,264	44,633 - 51,517	53,966 - 61,502	64,022 - 71,750
03	30,441 - 32,563	41,265 - 44,989	51,518 - 56,107	61,503 - 66,527	71,751 - 76,902
04	32,564 - 33,540	44,990 - 46,339	56,108 - 57,790	66,528 - 68,523	76,903 - 79,209
05	33,541 - 34,546	46,340 - 47,729	57,791 - 59,524	68,524 - 70,579	79,210 - 81,585

Series: 0083

Locality Area: Chicago-Naperville, IL-IN-WI



# Special Pay Tables

Report Run On: January 06, 2016

Page 56 of 296

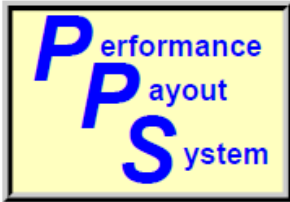
PPS: CHI999D01 OPM: 999D PROFESSIONAL Path: ZP Effective:10-Jan-16  
 Prev. Yr Rate: 0.2510 Curr. Yr Rate: 0.2544 Loc. Diff: 1.00 Gen. Inc.1.00 Issued:23-Dec-15

Band:	I	II	III	IV	V
Gs Range:	1-6	7-10	11-12	13-14	15-15
Interval					
01	0 - 0	48,312 - 58,576	64,992 - 81,115	92,632 - 114,708	128,759 - 142,777
02	40,415 - 45,976	58,577 - 69,572	81,116 - 93,207	114,709 - 131,266	142,778 - 153,291
03	45,977 - 52,538	69,573 - 76,902	93,208 - 101,269	131,267 - 142,304	153,292 - 160,300
04	52,539 - 54,114	76,903 - 79,209	101,270 - 104,307	142,305 - 146,573	160,300 - 160,300
05	54,115 - 55,737	79,210 - 81,585	104,308 - 107,436	146,574 - 150,970	160,300 - 160,300

Series: 0854 1550  
 2210

Locality Area: Chicago-Naperville, IL-IN-WI





# Special Pay Tables

Report Run On: January 06, 2016

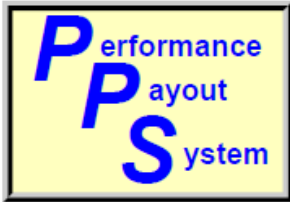
Page 57 of 296

PPS: CHILEO    OPM: LEO    ADMINISTRATIVE    Path: ZA    Effective:10-Jan-16  
 Prev. Yr Rate: 0.2510    Curr. Yr Rate: 0.2544    Loc. Diff: 1.00    Gen. Inc. 1.00    Issued:23-Dec-15

Band:	I	II	III	IV	V
Gs Range:	1-6	7-10	11-12	13-14	15-15
Interval					
01	23,009 - 38,541	49,771 - 62,703	64,992 - 81,112	92,632 - 114,708	128,759 - 142,775
02	38,542 - 50,190	62,704 - 72,402	81,113 - 93,202	114,709 - 131,265	142,776 - 153,287
03	50,191 - 57,958	72,403 - 78,874	93,203 - 101,269	131,266 - 142,304	153,288 - 160,300
04	57,959 - 59,697	78,875 - 81,240	101,270 - 104,307	142,305 - 146,573	160,300 - 160,300
05	59,698 - 61,488	81,241 - 83,677	104,308 - 107,436	146,574 - 150,970	160,300 - 160,300

Series: 1811

Locality Area: Chicago-Naperville, IL-IN-WI



# Special Pay Tables

Report Run On: January 06, 2016

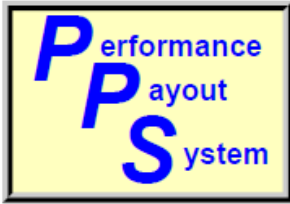
Page 58 of 296

PPS: CIN041401 OPM: 0414 PROFESSIONAL Path: ZP Effective:10-Jan-16  
 Prev. Yr Rate: 0.1855 Curr. Yr Rate: 0.1876 Loc. Diff: 1.00 Gen. Inc. 1.00 Issued:23-Dec-15

Band:	I	II	III	IV	V
Gs Range:	1-6	7-10	11-12	13-14	15-15
Interval					
01	0 - 0	45,512 - 55,457	61,531 - 76,795	87,700 - 108,600	121,902 - 138,158
02	36,740 - 42,670	55,458 - 65,867	76,796 - 88,244	108,601 - 124,276	138,159 - 150,350
03	42,671 - 48,637	65,868 - 72,807	88,245 - 95,876	124,277 - 134,726	150,351 - 158,478
04	48,638 - 50,096	72,808 - 74,991	95,877 - 98,752	134,727 - 138,768	158,479 - 160,300
05	50,097 - 51,599	74,992 - 77,241	98,753 - 101,715	138,769 - 142,931	160,300 - 160,300

**Series:** 0801 0808  
 0810 0819  
 0830 0861  
 0871 0896

Locality Area: Cincinnati-Wilmington-Maysville, OH-KY-IN



# Special Pay Tables

Report Run On: January 06, 2016

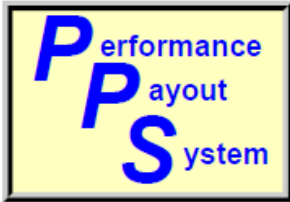
Page 59 of 296

PPS: CIN042201 OPM: 0422 PROFESSIONAL Path: ZP Effective:10-Jan-16  
 Prev. Yr Rate: 0.1855 Curr. Yr Rate: 0.1876 Loc. Diff: 1.00 Gen. Inc. 1.00 Issued:23-Dec-15

Band:	I	II	III	IV	V
Gs Range:	1-6	7-10	11-12	13-14	15-15
Interval					
01	0 - 0	45,512 - 55,457	61,531 - 76,795	87,700 - 108,600	121,902 - 138,158
02	36,740 - 42,670	55,458 - 65,867	76,796 - 88,244	108,601 - 124,276	138,159 - 150,350
03	42,671 - 48,637	65,868 - 72,807	88,245 - 95,876	124,277 - 134,726	150,351 - 158,478
04	48,638 - 50,096	72,808 - 74,991	95,877 - 98,752	134,727 - 138,768	158,479 - 160,300
05	50,097 - 51,599	74,992 - 77,241	98,753 - 101,715	138,769 - 142,931	160,300 - 160,300

Series: 0850 0855

Locality Area: Cincinnati-Wilmington-Maysville, OH-KY-IN



# Special Pay Tables

Report Run On: January 06, 2016

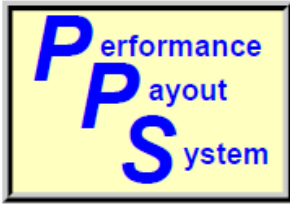
Page 60 of 296

PPS: CIN999C01 OPM: 999C PROFESSIONAL Path: ZP Effective:10-Jan-16  
 Prev. Yr Rate: 0.1855 Curr. Yr Rate: 0.1876 Loc. Diff: 1.00 Gen. Inc. 1.00 Issued:23-Dec-15

Band:	I	II	III	IV	V
Gs Range:	1-6	7-10	11-12	13-14	15-15
Interval					
01	0 - 0	47,262 - 55,457	62,173 - 76,795	87,700 - 108,600	121,902 - 138,158
02	39,567 - 44,847	55,458 - 65,867	76,796 - 88,244	108,601 - 124,276	138,159 - 150,350
03	44,848 - 51,436	65,868 - 72,807	88,245 - 95,876	124,277 - 134,726	150,351 - 158,478
04	51,437 - 52,979	72,808 - 74,991	95,877 - 98,752	134,727 - 138,768	158,479 - 160,300
05	52,980 - 54,568	74,992 - 77,241	98,753 - 101,715	138,769 - 142,931	160,300 - 160,300

Series: 0854 1550  
 2210

Locality Area: Cincinnati-Wilmington-Maysville, OH-KY-IN



# Special Pay Tables

Report Run On: January 06, 2016

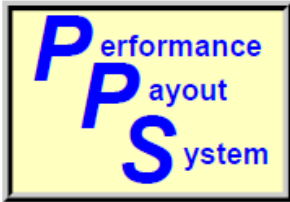
Page 61 of 296

PPS: CINLEO    OPM: LEO    ADMINISTRATIVE    Path: ZA    Effective:10-Jan-16  
 Prev. Yr Rate: 0.1855    Curr. Yr Rate: 0.1876    Loc. Diff: 1.00    Gen. Inc.1.00    Issued:23-Dec-15

Band:	I	II	III	IV	V
Gs Range:	1-6	7-10	11-12	13-14	15-15
Interval					
01	21,784 - 36,488	47,120 - 59,364	61,531 - 76,795	87,700 - 108,600	121,902 - 138,158
02	36,489 - 47,516	59,365 - 68,547	76,796 - 88,243	108,601 - 124,275	138,159 - 150,350
03	47,517 - 54,872	68,548 - 74,674	88,244 - 95,876	124,276 - 134,726	150,351 - 158,478
04	54,873 - 56,518	74,675 - 76,914	95,877 - 98,752	134,727 - 138,768	158,479 - 160,300
05	56,519 - 58,214	76,915 - 79,221	98,753 - 101,715	138,769 - 142,931	160,300 - 160,300

Series: 1811

Locality Area: Cincinnati-Wilmington-Maysville, OH-KY-IN



# Special Pay Tables

Report Run On: January 06, 2016

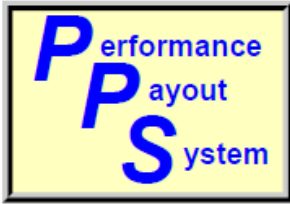
Page 62 of 296

PPS: CLE041401 OPM: 0414 PROFESSIONAL Path: ZP Effective:10-Jan-16  
 Prev. Yr Rate: 0.1868 Curr. Yr Rate: 0.1887 Loc. Diff: 1.00 Gen. Inc.1.00 Issued:23-Dec-15

Band:	I	II	III	IV	V
Gs Range:	1-6	7-10	11-12	13-14	15-15
Interval					
01	0 - 0	45,512 - 55,508	61,588 - 76,867	87,781 - 108,701	122,015 - 138,286
02	36,740 - 42,709	55,509 - 65,928	76,868 - 88,326	108,702 - 124,391	138,287 - 150,489
03	42,710 - 48,682	65,929 - 72,874	88,327 - 95,965	124,392 - 134,851	150,490 - 158,625
04	48,683 - 50,142	72,875 - 75,060	95,966 - 98,844	134,852 - 138,897	158,626 - 160,300
05	50,143 - 51,646	75,061 - 77,312	98,845 - 101,809	138,898 - 143,064	160,300 - 160,300

Series: 0801 0808  
 0810 0819  
 0830 0861  
 0871 0896

Locality Area: Cleveland-Akron-Canton, OH



# Special Pay Tables

Report Run On: January 06, 2016

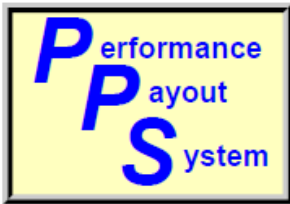
Page 63 of 296

PPS: CLE042201 OPM: 0422 PROFESSIONAL Path: ZP Effective:10-Jan-16  
 Prev. Yr Rate: 0.1868 Curr. Yr Rate: 0.1887 Loc. Diff: 1.00 Gen. Inc. 1.00 Issued:23-Dec-15

Band:	I	II	III	IV	V
Gs Range:	1-6	7-10	11-12	13-14	15-15
Interval					
01	0 - 0	45,512 - 55,508	61,588 - 76,867	87,781 - 108,701	122,015 - 138,286
02	36,740 - 42,709	55,509 - 65,928	76,868 - 88,326	108,702 - 124,391	138,287 - 150,489
03	42,710 - 48,682	65,929 - 72,874	88,327 - 95,965	124,392 - 134,851	150,490 - 158,625
04	48,683 - 50,142	72,875 - 75,060	95,966 - 98,844	134,852 - 138,897	158,626 - 160,300
05	50,143 - 51,646	75,061 - 77,312	98,845 - 101,809	138,898 - 143,064	160,300 - 160,300

Series: 0850 0855

Locality Area: Cleveland-Akron-Canton, OH



# Special Pay Tables

Report Run On: January 06, 2016

Page 64 of 296

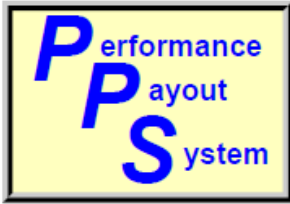
PPS: CLE999B01 OPM: 999B PROFESSIONAL Path: ZP Effective:10-Jan-16  
 Prev. Yr Rate: 0.1868 Curr. Yr Rate: 0.1887 Loc. Diff: 1.00 Gen. Inc. 1.00 Issued:23-Dec-15

Band:	I	II	III	IV	V
Gs Range:	1-6	7-10	11-12	13-14	15-15
Interval					
01	0 - 0	46,562 - 55,508	61,588 - 76,867	87,781 - 108,701	122,015 - 138,286
02	39,002 - 44,279	55,509 - 65,928	76,868 - 88,326	108,702 - 124,391	138,287 - 150,489
03	44,280 - 50,701	65,929 - 72,874	88,327 - 95,965	124,392 - 134,851	150,490 - 158,625
04	50,702 - 52,222	72,875 - 75,060	95,966 - 98,844	134,852 - 138,897	158,626 - 160,300
05	52,223 - 53,789	75,061 - 77,312	98,845 - 101,809	138,898 - 143,064	160,300 - 160,300

Series: 0854 1550  
 2210

Locality Area: Cleveland-Akron-Canton, OH





# Special Pay Tables

Report Run On: January 06, 2016

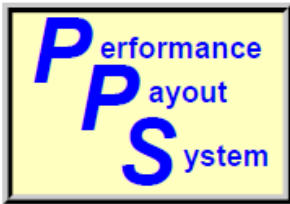
Page 65 of 296

PPS: CLELEO OPM: LEO ADMINISTRATIVE Path: ZA Effective:10-Jan-16  
 Prev. Yr Rate: 0.1868 Curr. Yr Rate: 0.1887 Loc. Diff: 1.00 Gen. Inc. 1.00 Issued:23-Dec-15

Band:	I	II	III	IV	V
Gs Range:	1-6	7-10	11-12	13-14	15-15
Interval					
01	21,804 - 36,520	47,164 - 59,420	61,588 - 76,864	87,781 - 108,701	122,015 - 138,283
02	36,521 - 47,557	59,421 - 68,612	76,865 - 88,321	108,702 - 124,391	138,284 - 150,484
03	47,558 - 54,923	68,613 - 74,743	88,322 - 95,965	124,392 - 134,851	150,485 - 158,625
04	54,924 - 56,571	74,744 - 76,985	95,966 - 98,844	134,852 - 138,897	158,626 - 160,300
05	56,572 - 58,268	76,986 - 79,295	98,845 - 101,809	138,898 - 143,064	160,300 - 160,300

Series: 1811

Locality Area: Cleveland-Akron-Canton, OH



# Special Pay Tables

Report Run On: January 06, 2016

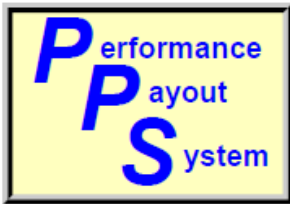
Page 66 of 296

PPS: COL030501 OPM: 0305 PROFESSIONAL Path: ZP Effective:10-Jan-16  
 Prev. Yr Rate: 0.1716 Curr. Yr Rate: 0.1741 Loc. Diff: 1.00 Gen. Inc. 1.00 Issued:23-Dec-15

Band:	I	II	III	IV	V
Gs Range:	1-6	7-10	11-12	13-14	15-15
Interval					
01	32,972 - 33,336	41,104 - 54,826	60,831 - 75,922	86,703 - 107,366	120,517 - 136,588
02	33,337 - 42,185	54,827 - 65,118	75,923 - 87,240	107,367 - 122,863	136,589 - 148,641
03	42,186 - 48,084	65,119 - 71,979	87,241 - 94,786	122,864 - 133,195	148,642 - 156,677
04	48,085 - 49,527	71,980 - 74,138	94,787 - 97,630	133,196 - 137,191	156,678 - 160,300
05	49,528 - 51,013	74,139 - 76,362	97,631 - 100,559	137,192 - 141,307	160,300 - 160,300

Series: 0690

Locality Area: Columbus-Marion-Zanesville, OH



# Special Pay Tables

Report Run On: January 06, 2016

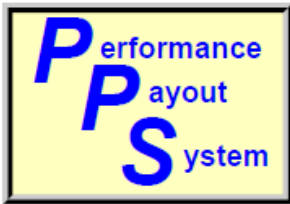
Page 67 of 296

PPS: COL041401 OPM: 0414 PROFESSIONAL Path: ZP Effective:10-Jan-16  
 Prev. Yr Rate: 0.1716 Curr. Yr Rate: 0.1741 Loc. Diff: 1.00 Gen. Inc. 1.00 Issued:23-Dec-15

Band:	I	II	III	IV	V
Gs Range:	1-6	7-10	11-12	13-14	15-15
Interval					
01	0 - 0	45,512 - 54,826	60,831 - 75,922	86,703 - 107,366	120,517 - 136,588
02	36,740 - 42,185	54,827 - 65,118	75,923 - 87,240	107,367 - 122,863	136,589 - 148,641
03	42,186 - 48,084	65,119 - 71,979	87,241 - 94,786	122,864 - 133,195	148,642 - 156,677
04	48,085 - 49,527	71,980 - 74,138	94,787 - 97,630	133,196 - 137,191	156,678 - 160,300
05	49,528 - 51,013	74,139 - 76,362	97,631 - 100,559	137,192 - 141,307	160,300 - 160,300

**Series:** 0801 0808  
 0810 0819  
 0830 0861  
 0871 0896

Locality Area: Columbus-Marion-Zanesville, OH



# Special Pay Tables

Report Run On: January 06, 2016

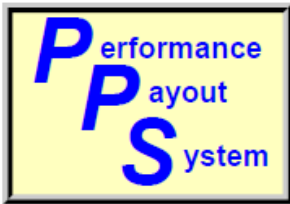
Page 68 of 296

PPS: COL042201 OPM: 0422 PROFESSIONAL Path: ZP Effective:10-Jan-16  
 Prev. Yr Rate: 0.1716 Curr. Yr Rate: 0.1741 Loc. Diff: 1.00 Gen. Inc. 1.00 Issued:23-Dec-15

Band:	I	II	III	IV	V
Gs Range:	1-6	7-10	11-12	13-14	15-15
Interval					
01	0 - 0	45,512 - 54,826	60,831 - 75,922	86,703 - 107,366	120,517 - 136,588
02	36,740 - 42,185	54,827 - 65,118	75,923 - 87,240	107,367 - 122,863	136,589 - 148,641
03	42,186 - 48,084	65,119 - 71,979	87,241 - 94,786	122,864 - 133,195	148,642 - 156,677
04	48,085 - 49,527	71,980 - 74,138	94,787 - 97,630	133,196 - 137,191	156,678 - 160,300
05	49,528 - 51,013	74,139 - 76,362	97,631 - 100,559	137,192 - 141,307	160,300 - 160,300

Series: 0850 0855

Locality Area: Columbus-Marion-Zanesville, OH



# Special Pay Tables

Report Run On: January 06, 2016

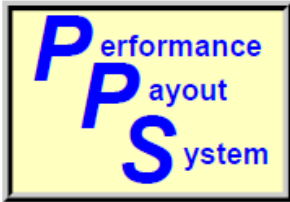
Page 69 of 296

PPS: COL999C01 OPM: 999C PROFESSIONAL Path: ZP Effective:10-Jan-16  
 Prev. Yr Rate: 0.1716 Curr. Yr Rate: 0.1741 Loc. Diff: 1.00 Gen. Inc. 1.00 Issued:23-Dec-15

Band:	I	II	III	IV	V
Gs Range:	1-6	7-10	11-12	13-14	15-15
Interval					
01	0 - 0	47,262 - 54,998	62,173 - 75,922	86,703 - 107,366	120,517 - 136,588
02	39,567 - 44,792	54,999 - 65,419	75,923 - 87,240	107,367 - 122,863	136,589 - 148,641
03	44,793 - 51,436	65,420 - 72,366	87,241 - 94,786	122,864 - 133,195	148,642 - 156,677
04	51,437 - 52,979	72,367 - 74,537	94,787 - 97,630	133,196 - 137,191	156,678 - 160,300
05	52,980 - 54,568	74,538 - 76,773	97,631 - 100,559	137,192 - 141,307	160,300 - 160,300

Series: 0854 1550  
 2210

Locality Area: Columbus-Marion-Zanesville, OH



# Special Pay Tables

Report Run On: January 06, 2016

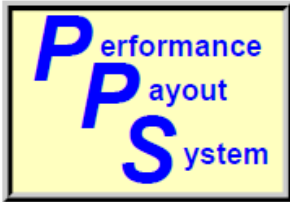
Page 70 of 296

PPS: COLLEO OPM: LEO ADMINISTRATIVE Path: ZA Effective:10-Jan-16  
 Prev. Yr Rate: 0.1716 Curr. Yr Rate: 0.1741 Loc. Diff: 1.00 Gen. Inc. 1.00 Issued:23-Dec-15

Band:	I	II	III	IV	V
Gs Range:	1-6	7-10	11-12	13-14	15-15
Interval					
01	21,537 - 36,073	46,585 - 58,689	60,831 - 75,919	86,703 - 107,363	120,517 - 136,585
02	36,074 - 46,975	58,690 - 67,767	75,920 - 87,235	107,364 - 122,858	136,586 - 148,636
03	46,976 - 54,248	67,768 - 73,825	87,236 - 94,786	122,859 - 133,195	148,637 - 156,677
04	54,249 - 55,875	73,826 - 76,040	94,787 - 97,630	133,196 - 137,191	156,678 - 160,300
05	55,876 - 57,551	76,041 - 78,321	97,631 - 100,559	137,192 - 141,307	160,300 - 160,300

Series: 1811

Locality Area: Columbus-Marion-Zanesville, OH



# Special Pay Tables

Report Run On: January 06, 2016

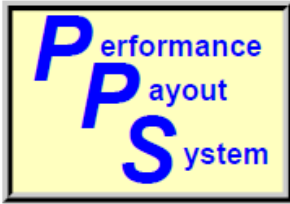
Page 71 of 296

PPS: CS030501 OPM: 0305 PROFESSIONAL Path: ZP Effective:10-Jan-16  
 Prev. Yr Rate: Curr. Yr Rate: 0.1452 Loc. Diff: 0.0 Gen. Inc. 1.00 Issued:23-Dec-15

Band:	I	II	III	IV	V
Gs Range:	1-6	7-10	11-12	13-14	15-15
Interval					
01	0 - 0	40,092 - 53,477	59,334 - 74,054	84,568 - 104,723	117,550 - 133,226
02	32,972 - 41,147	53,478 - 63,516	74,055 - 85,093	104,724 - 119,839	133,227 - 144,982
03	41,148 - 46,901	63,517 - 70,208	85,094 - 92,453	119,840 - 129,916	144,983 - 152,820
04	46,902 - 48,308	70,209 - 72,314	92,454 - 95,227	129,917 - 133,813	152,821 - 157,405
05	48,309 - 49,757	72,315 - 74,483	95,228 - 98,084	133,814 - 137,827	157,406 - 160,300

Series: 0690

Locality Area: Colorado Springs, CO



# Special Pay Tables

Report Run On: January 06, 2016

Page 72 of 296

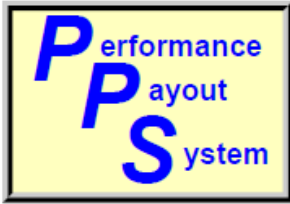
PPS: CS041401 OPM: 0414 PROFESSIONAL Path: ZP Effective:10-Jan-16  
 Prev. Yr Rate: Curr. Yr Rate: 0.1452 Loc. Diff: 0.0 Gen. Inc. 1.00 Issued:23-Dec-15

Band:	I	II	III	IV	V
Gs Range:	1-6	7-10	11-12	13-14	15-15
Interval					
01	0 - 0	45,512 - 53,477	59,334 - 74,054	84,568 - 104,723	117,550 - 133,226
02	36,740 - 41,147	53,478 - 63,516	74,055 - 85,093	104,724 - 119,839	133,227 - 144,982
03	41,148 - 46,901	63,517 - 70,208	85,094 - 92,453	119,840 - 129,916	144,983 - 152,820
04	46,902 - 48,308	70,209 - 72,314	92,454 - 95,227	129,917 - 133,813	152,821 - 157,405
05	48,309 - 49,757	72,315 - 74,483	95,228 - 98,084	133,814 - 137,827	157,406 - 160,300

**Series:** 0801 0808  
 0810 0819  
 0830 0861  
 0871 0896

Locality Area: Colorado Springs, CO





# Special Pay Tables

Report Run On: January 06, 2016

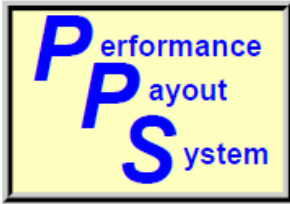
Page 73 of 296

PPS: CS042201 OPM: 0422 PROFESSIONAL Path: ZP Effective:10-Jan-16  
 Prev. Yr Rate: Curr. Yr Rate: 0.1452 Loc. Diff: 0.0 Gen. Inc. 1.00 Issued:23-Dec-15

Band:	I	II	III	IV	V
Gs Range:	1-6	7-10	11-12	13-14	15-15
Interval					
01	0 - 0	45,512 - 53,477	60,446 - 74,054	84,568 - 104,723	117,550 - 133,226
02	36,740 - 41,147	53,478 - 63,516	74,055 - 85,093	104,724 - 119,839	133,227 - 144,982
03	41,148 - 46,901	63,517 - 70,208	85,094 - 92,453	119,840 - 129,916	144,983 - 152,820
04	46,902 - 48,308	70,209 - 72,314	92,454 - 95,227	129,917 - 133,813	152,821 - 157,405
05	48,309 - 49,757	72,315 - 74,483	95,228 - 98,084	133,814 - 137,827	157,406 - 160,300

Series: 0850 0855

Locality Area: Colorado Springs, CO



# Special Pay Tables

Report Run On: January 06, 2016

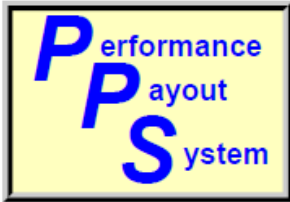
Page 74 of 296

PPS: CS999B01 OPM: 999B PROFESSIONAL Path: ZP Effective:10-Jan-16  
 Prev. Yr Rate: Curr. Yr Rate: 0.1452 Loc. Diff: 0.0 Gen. Inc. 1.00 Issued:23-Dec-15

Band:	I	II	III	IV	V
Gs Range:	1-6	7-10	11-12	13-14	15-15
Interval					
01	0 - 0	46,562 - 54,436	61,137 - 74,054	84,568 - 104,723	117,550 - 133,226
02	39,002 - 44,102	54,437 - 65,194	74,055 - 85,093	104,724 - 119,839	133,227 - 144,982
03	44,103 - 50,701	65,195 - 72,366	85,094 - 92,453	119,840 - 129,916	144,983 - 152,820
04	50,702 - 52,222	72,367 - 74,537	92,454 - 95,227	129,917 - 133,813	152,821 - 157,405
05	52,223 - 53,789	74,538 - 76,773	95,228 - 98,084	133,814 - 137,827	157,406 - 160,300

Series: 0854 1550  
 2210

Locality Area: Colorado Springs, CO



# Special Pay Tables

Report Run On: January 06, 2016

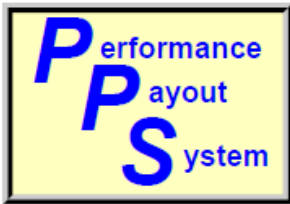
Page 75 of 296

PPS: CS999C01 OPM: 999C PROFESSIONAL Path: ZP Effective:10-Jan-16  
 Prev. Yr Rate: Curr. Yr Rate: 0.1452 Loc. Diff: 0.0 Gen. Inc. 1.00 Issued:23-Dec-15

Band:	I	II	III	IV	V
Gs Range:	1-6	7-10	11-12	13-14	15-15
Interval					
01	0 - 0	47,262 - 54,436	62,173 - 74,054	84,568 - 104,723	117,550 - 133,226
02	39,567 - 44,674	54,437 - 65,194	74,055 - 85,093	104,724 - 119,839	133,227 - 144,982
03	44,675 - 51,436	65,195 - 72,366	85,094 - 92,453	119,840 - 129,916	144,983 - 152,820
04	51,437 - 52,979	72,367 - 74,537	92,454 - 95,227	129,917 - 133,813	152,821 - 157,405
05	52,980 - 54,568	74,538 - 76,773	95,228 - 98,084	133,814 - 137,827	157,406 - 160,300

Series: 0854 1550  
 2210

Locality Area: Colorado Springs, CO



# Special Pay Tables

Report Run On: January 06, 2016

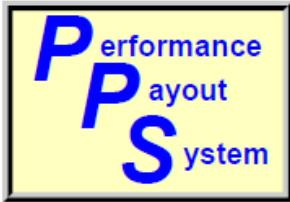
Page 76 of 296

PPS: CS999D01 OPM: 999D PROFESSIONAL Path: ZP Effective:10-Jan-16  
 Prev. Yr Rate: Curr. Yr Rate: 0.1452 Loc. Diff: 0.0 Gen. Inc. 1.00 Issued:23-Dec-15

Band:	I	II	III	IV	V
Gs Range:	1-6	7-10	11-12	13-14	15-15
Interval					
01	0 - 0	48,312 - 55,178	63,728 - 74,054	84,568 - 104,723	117,550 - 133,226
02	40,415 - 45,531	55,179 - 66,493	74,055 - 85,093	104,724 - 119,839	133,227 - 144,982
03	45,532 - 52,538	66,494 - 74,036	85,094 - 92,453	119,840 - 129,916	144,983 - 152,820
04	52,539 - 54,114	74,037 - 76,257	92,454 - 95,227	129,917 - 133,813	152,821 - 157,405
05	54,115 - 55,737	76,258 - 78,545	95,228 - 98,084	133,814 - 137,827	157,406 - 160,300

Series: 0854 1550  
 2210

Locality Area: Colorado Springs, CO



# Special Pay Tables

Report Run On: January 06, 2016

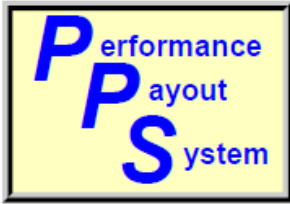
Page 77 of 296

PPS: CS999E01 OPM: 999E PROFESSIONAL Path: ZP Effective:10-Jan-16  
 Prev. Yr Rate: Curr. Yr Rate: 0.1452 Loc. Diff: 0.0 Gen. Inc. 1.00 Issued:23-Dec-15

Band:	I	II	III	IV	V
Gs Range:	1-6	7-10	11-12	13-14	15-15
Interval					
01	0 - 0	49,013 - 55,673	59,334 - 74,054	84,568 - 104,723	117,550 - 133,226
02	40,980 - 46,103	55,674 - 67,359	74,055 - 85,093	104,724 - 119,839	133,227 - 144,982
03	46,104 - 53,273	67,360 - 75,149	85,094 - 92,453	119,840 - 129,916	144,983 - 152,820
04	53,274 - 54,871	75,150 - 77,403	92,454 - 95,227	129,917 - 133,813	152,821 - 157,405
05	54,872 - 56,517	77,404 - 79,725	95,228 - 98,084	133,814 - 137,827	157,406 - 160,300

Series: 0854 1550  
 2210

Locality Area: Colorado Springs, CO



# Special Pay Tables

Report Run On: January 06, 2016

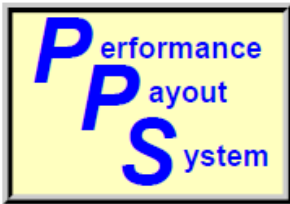
Page 78 of 296

PPS: CS999F01 OPM: 999F PROFESSIONAL Path: ZP Effective:10-Jan-16  
 Prev. Yr Rate: Curr. Yr Rate: 0.1452 Loc. Diff: 0.0 Gen. Inc. 1.00 Issued:23-Dec-15

Band:	I	II	III	IV	V
Gs Range:	1-6	7-10	11-12	13-14	15-15
Interval					
01	0 - 0	50,413 - 56,663	59,334 - 74,054	84,568 - 104,723	117,550 - 133,226
02	42,110 - 47,246	56,664 - 69,091	74,055 - 85,093	104,724 - 119,839	133,227 - 144,982
03	47,247 - 54,743	69,092 - 77,376	85,094 - 92,453	119,840 - 129,916	144,983 - 152,820
04	54,744 - 56,385	77,377 - 79,697	92,454 - 95,227	129,917 - 133,813	152,821 - 157,405
05	56,386 - 58,077	79,698 - 82,088	95,228 - 98,084	133,814 - 137,827	157,406 - 160,300

Series: 0854 1550  
 2210

Locality Area: Colorado Springs, CO



# Special Pay Tables

Report Run On: January 06, 2016

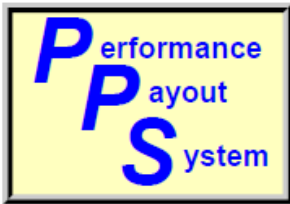
Page 79 of 296

PPS: CSLEO    OPM: LEO    ADMINISTRATIVE    Path: ZA    Effective:10-Jan-16  
 Prev. Yr Rate:    Curr. Yr Rate: 0.1452    Loc. Diff: 0.0    Gen. Inc. 1.00    Issued:23-Dec-15

Band:	I	II	III	IV	V
Gs Range:	1-6	7-10	11-12	13-14	15-15
Interval					
01	21,006 - 35,186	45,438 - 57,246	59,334 - 74,050	84,568 - 104,720	117,550 - 133,222
02	35,187 - 45,821	57,247 - 66,102	74,051 - 85,087	104,721 - 119,834	133,223 - 144,976
03	45,822 - 52,913	66,103 - 72,008	85,088 - 92,453	119,835 - 129,916	144,977 - 152,820
04	52,914 - 54,500	72,009 - 74,168	92,454 - 95,227	129,917 - 133,813	152,821 - 157,405
05	54,501 - 56,135	74,169 - 76,393	95,228 - 98,084	133,814 - 137,827	157,406 - 160,300

Series: 1811

Locality Area: Colorado Springs, CO



# Special Pay Tables

Report Run On: January 06, 2016

Page 80 of 296

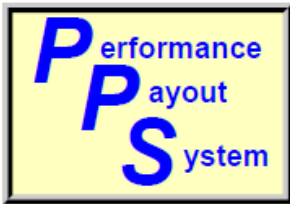
PPS: CT030501 OPM: 0305 PROFESSIONAL Path: ZP Effective:10-Jan-16  
 Prev. Yr Rate: Curr. Yr Rate: 0.1444 Loc. Diff: 0.0 Gen. Inc. 1.00 Issued:23-Dec-15

Band:	I	II	III	IV	V
Gs Range:	1-6	7-10	11-12	13-14	15-15
Interval					
01	0 - 0	40,064 - 53,440	59,293 - 74,002	84,509 - 104,649	117,468 - 133,132
02	32,972 - 41,118	53,441 - 63,471	74,003 - 85,034	104,650 - 119,755	133,133 - 144,881
03	41,119 - 46,868	63,472 - 70,159	85,035 - 92,389	119,756 - 129,825	144,882 - 152,713
04	46,869 - 48,274	70,160 - 72,264	92,390 - 95,161	129,826 - 133,720	152,714 - 157,294
05	48,275 - 49,722	72,265 - 74,432	95,162 - 98,016	133,721 - 137,732	157,295 - 160,300

Series: 0690

Locality Area: Charlotte-Concord, NC-SC





# Special Pay Tables

Report Run On: January 06, 2016

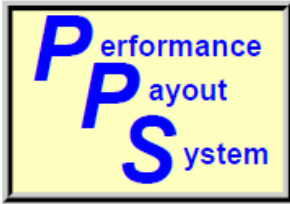
Page 81 of 296

PPS: CT041401 OPM: 0414 PROFESSIONAL Path: ZP Effective:10-Jan-16  
 Prev. Yr Rate: Curr. Yr Rate: 0.1444 Loc. Diff: 0.0 Gen. Inc. 1.00 Issued:23-Dec-15

Band:	I	II	III	IV	V
Gs Range:	1-6	7-10	11-12	13-14	15-15
Interval					
01	0 - 0	45,512 - 53,440	59,293 - 74,002	84,509 - 104,649	117,468 - 133,132
02	36,740 - 41,118	53,441 - 63,471	74,003 - 85,034	104,650 - 119,755	133,133 - 144,881
03	41,119 - 46,868	63,472 - 70,159	85,035 - 92,389	119,756 - 129,825	144,882 - 152,713
04	46,869 - 48,274	70,160 - 72,264	92,390 - 95,161	129,826 - 133,720	152,714 - 157,294
05	48,275 - 49,722	72,265 - 74,432	95,162 - 98,016	133,721 - 137,732	157,295 - 160,300

**Series:** 0801 0808  
 0810 0819  
 0830 0861  
 0871 0896

Locality Area: Charlotte-Concord, NC-SC



# Special Pay Tables

Report Run On: January 06, 2016

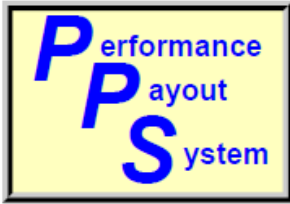
Page 82 of 296

PPS: CT042201 OPM: 0422 PROFESSIONAL Path: ZP Effective:10-Jan-16  
 Prev. Yr Rate: Curr. Yr Rate: 0.1444 Loc. Diff: 0.0 Gen. Inc. 1.00 Issued:23-Dec-15

Band:	I	II	III	IV	V
Gs Range:	1-6	7-10	11-12	13-14	15-15
Interval					
01	0 - 0	45,512 - 53,440	60,446 - 74,002	84,509 - 104,649	117,468 - 133,132
02	36,740 - 41,118	53,441 - 63,471	74,003 - 85,034	104,650 - 119,755	133,133 - 144,881
03	41,119 - 46,868	63,472 - 70,159	85,035 - 92,389	119,756 - 129,825	144,882 - 152,713
04	46,869 - 48,274	70,160 - 72,264	92,390 - 95,161	129,826 - 133,720	152,714 - 157,294
05	48,275 - 49,722	72,265 - 74,432	95,162 - 98,016	133,721 - 137,732	157,295 - 160,300

Series: 0850 0855

Locality Area: Charlotte-Concord, NC-SC



# Special Pay Tables

Report Run On: January 06, 2016

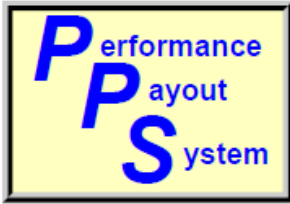
Page 83 of 296

PPS: CT999B01 OPM: 999B PROFESSIONAL Path: ZP Effective:10-Jan-16  
 Prev. Yr Rate: Curr. Yr Rate: 0.1444 Loc. Diff: 0.0 Gen. Inc. 1.00 Issued:23-Dec-15

Band:	I	II	III	IV	V
Gs Range:	1-6	7-10	11-12	13-14	15-15
Interval					
01	0 - 0	46,562 - 54,420	61,137 - 74,002	84,509 - 104,649	117,468 - 133,132
02	39,002 - 44,099	54,421 - 65,188	74,003 - 85,034	104,650 - 119,755	133,133 - 144,881
03	44,100 - 50,701	65,189 - 72,366	85,035 - 92,389	119,756 - 129,825	144,882 - 152,713
04	50,702 - 52,222	72,367 - 74,537	92,390 - 95,161	129,826 - 133,720	152,714 - 157,294
05	52,223 - 53,789	74,538 - 76,773	95,162 - 98,016	133,721 - 137,732	157,295 - 160,300

Series: 0854 1550  
 2210

Locality Area: Charlotte-Concord, NC-SC



# Special Pay Tables

Report Run On: January 06, 2016

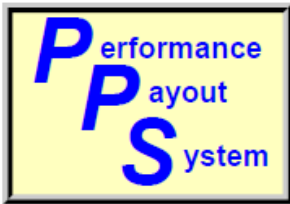
Page 84 of 296

PPS: CT999C01 OPM: 999C PROFESSIONAL Path: ZP Effective:10-Jan-16  
 Prev. Yr Rate: Curr. Yr Rate: 0.1444 Loc. Diff: 0.0 Gen. Inc. 1.00 Issued:23-Dec-15

Band:	I	II	III	IV	V
Gs Range:	1-6	7-10	11-12	13-14	15-15
Interval					
01	0 - 0	47,262 - 54,420	62,173 - 74,002	84,509 - 104,649	117,468 - 133,132
02	39,567 - 44,671	54,421 - 65,188	74,003 - 85,034	104,650 - 119,755	133,133 - 144,881
03	44,672 - 51,436	65,189 - 72,366	85,035 - 92,389	119,756 - 129,825	144,882 - 152,713
04	51,437 - 52,979	72,367 - 74,537	92,390 - 95,161	129,826 - 133,720	152,714 - 157,294
05	52,980 - 54,568	74,538 - 76,773	95,162 - 98,016	133,721 - 137,732	157,295 - 160,300

Series: 0854 1550  
 2210

Locality Area: Charlotte-Concord, NC-SC



# Special Pay Tables

Report Run On: January 06, 2016

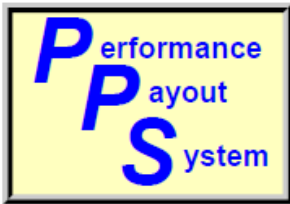
Page 85 of 296

PPS: CT999D01 OPM: 999D PROFESSIONAL Path: ZP Effective:10-Jan-16  
 Prev. Yr Rate: Curr. Yr Rate: 0.1444 Loc. Diff: 0.0 Gen. Inc. 1.00 Issued:23-Dec-15

Band:	I	II	III	IV	V
Gs Range:	1-6	7-10	11-12	13-14	15-15
Interval					
01	0 - 0	48,312 - 55,163	63,728 - 74,002	84,509 - 104,649	117,468 - 133,132
02	40,415 - 45,528	55,164 - 66,487	74,003 - 85,034	104,650 - 119,755	133,133 - 144,881
03	45,529 - 52,538	66,488 - 74,036	85,035 - 92,389	119,756 - 129,825	144,882 - 152,713
04	52,539 - 54,114	74,037 - 76,257	92,390 - 95,161	129,826 - 133,720	152,714 - 157,294
05	54,115 - 55,737	76,258 - 78,545	95,162 - 98,016	133,721 - 137,732	157,295 - 160,300

Series: 0854 1550  
 2210

Locality Area: Charlotte-Concord, NC-SC



# Special Pay Tables

Report Run On: January 06, 2016

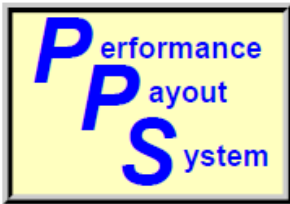
Page 86 of 296

PPS: CT999E01 OPM: 999E PROFESSIONAL Path: ZP Effective:10-Jan-16  
 Prev. Yr Rate: Curr. Yr Rate: 0.1444 Loc. Diff: 0.0 Gen. Inc. 1.00 Issued:23-Dec-15

Band:	I	II	III	IV	V
Gs Range:	1-6	7-10	11-12	13-14	15-15
Interval					
01	0 - 0	49,013 - 55,657	59,293 - 74,002	84,509 - 104,649	117,468 - 133,132
02	40,980 - 46,099	55,658 - 67,352	74,003 - 85,034	104,650 - 119,755	133,133 - 144,881
03	46,100 - 53,273	67,353 - 75,149	85,035 - 92,389	119,756 - 129,825	144,882 - 152,713
04	53,274 - 54,871	75,150 - 77,403	92,390 - 95,161	129,826 - 133,720	152,714 - 157,294
05	54,872 - 56,517	77,404 - 79,725	95,162 - 98,016	133,721 - 137,732	157,295 - 160,300

Series: 0854 1550  
 2210

Locality Area: Charlotte-Concord, NC-SC



# Special Pay Tables

Report Run On: January 06, 2016

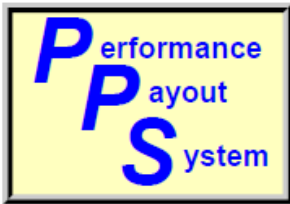
Page 87 of 296

PPS: CT999F01 OPM: 999F PROFESSIONAL Path: ZP Effective:10-Jan-16  
 Prev. Yr Rate: Curr. Yr Rate: 0.1444 Loc. Diff: 0.0 Gen. Inc. 1.00 Issued:23-Dec-15

Band:	I	II	III	IV	V
Gs Range:	1-6	7-10	11-12	13-14	15-15
Interval					
01	0 - 0	50,413 - 56,647	59,293 - 74,002	84,509 - 104,649	117,468 - 133,132
02	42,110 - 47,243	56,648 - 69,084	74,003 - 85,034	104,650 - 119,755	133,133 - 144,881
03	47,244 - 54,743	69,085 - 77,376	85,035 - 92,389	119,756 - 129,825	144,882 - 152,713
04	54,744 - 56,385	77,377 - 79,697	92,390 - 95,161	129,826 - 133,720	152,714 - 157,294
05	56,386 - 58,077	79,698 - 82,088	95,162 - 98,016	133,721 - 137,732	157,295 - 160,300

Series: 0854 1550  
 2210

Locality Area: Charlotte-Concord, NC-SC



# Special Pay Tables

Report Run On: January 06, 2016

Page 88 of 296

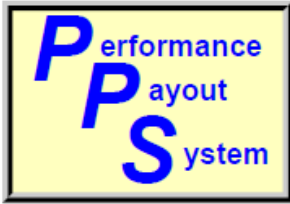
PPS: CTLEO    OPM: LEO    ADMINISTRATIVE    Path: ZA    Effective:10-Jan-16  
 Prev. Yr Rate:    Curr. Yr Rate: 0.1444    Loc. Diff: 0.0    Gen. Inc. 1.00    Issued:23-Dec-15

Band:	I	II	III	IV	V
Gs Range:	1-6	7-10	11-12	13-14	15-15
Interval					
01	20,992 - 35,160	45,406 - 57,206	59,293 - 74,001	84,509 - 104,649	117,468 - 133,132
02	35,161 - 45,786	57,207 - 66,056	74,002 - 85,032	104,650 - 119,754	133,133 - 144,880
03	45,787 - 52,876	66,057 - 71,958	85,033 - 92,389	119,755 - 129,825	144,881 - 152,713
04	52,877 - 54,462	71,959 - 74,117	92,390 - 95,161	129,826 - 133,720	152,714 - 157,294
05	54,463 - 56,096	74,118 - 76,341	95,162 - 98,016	133,721 - 137,732	157,295 - 160,300

Series: 1811

Locality Area: Charlotte-Concord, NC-SC





# Special Pay Tables

Report Run On: January 06, 2016

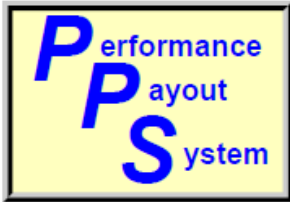
Page 89 of 296

PPS: DAY030501 OPM: 0305 PROFESSIONAL Path: ZP Effective:10-Jan-16  
 Prev. Yr Rate: 0.1624 Curr. Yr Rate: 0.1650 Loc. Diff: 1.00 Gen. Inc. 1.00 Issued:23-Dec-15

Band:	I	II	III	IV	V
Gs Range:	1-6	7-10	11-12	13-14	15-15
Interval					
01	32,972 - 33,077	40,785 - 54,401	60,360 - 75,334	86,031 - 106,534	119,583 - 135,529
02	33,078 - 41,857	54,402 - 64,613	75,335 - 86,565	106,535 - 121,911	135,530 - 147,489
03	41,858 - 47,711	64,614 - 71,421	86,566 - 94,052	121,912 - 132,162	147,490 - 155,462
04	47,712 - 49,142	71,422 - 73,564	94,053 - 96,874	132,163 - 136,127	155,463 - 160,126
05	49,143 - 50,616	73,565 - 75,771	96,875 - 99,780	136,128 - 140,211	160,127 - 160,300

Series: 0690

Locality Area: Dayton-Springfield-Sidney, OH



# Special Pay Tables

Report Run On: January 06, 2016

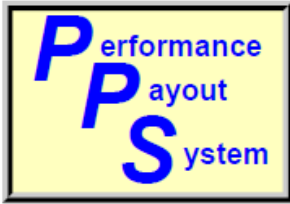
Page 90 of 296

PPS: DAY041401 OPM: 0414 PROFESSIONAL Path: ZP Effective:10-Jan-16  
 Prev. Yr Rate: 0.1624 Curr. Yr Rate: 0.1650 Loc. Diff: 1.00 Gen. Inc.1.00 Issued:23-Dec-15

Band:	I	II	III	IV	V
Gs Range:	1-6	7-10	11-12	13-14	15-15
Interval					
01	0 - 0	45,512 - 54,401	60,360 - 75,334	86,031 - 106,534	119,583 - 135,529
02	36,740 - 41,857	54,402 - 64,613	75,335 - 86,565	106,535 - 121,911	135,530 - 147,489
03	41,858 - 47,711	64,614 - 71,421	86,566 - 94,052	121,912 - 132,162	147,490 - 155,462
04	47,712 - 49,142	71,422 - 73,564	94,053 - 96,874	132,163 - 136,127	155,463 - 160,126
05	49,143 - 50,616	73,565 - 75,771	96,875 - 99,780	136,128 - 140,211	160,127 - 160,300

Series: 0801 0808  
 0810 0819  
 0830 0861  
 0871 0896

Locality Area: Dayton-Springfield-Sidney, OH



# Special Pay Tables

Report Run On: January 06, 2016

Page 91 of 296

PPS: DAY042201 OPM: 0422

PROFESSIONAL

Path: ZP

Effective:10-Jan-16

Prev. Yr Rate: 0.1624

Curr. Yr Rate: 0.1650

Loc. Diff: 1.00

Gen. Inc. 1.00

Issued:23-Dec-15

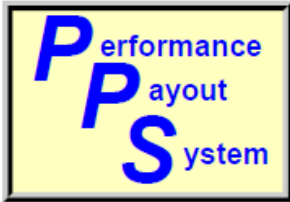
Band:	I	II	III	IV	V
Gs Range:	1-6	7-10	11-12	13-14	15-15
Interval					
01	0 - 0	45,512 - 54,401	60,446 - 75,334	86,031 - 106,534	119,583 - 135,529
02	36,740 - 41,857	54,402 - 64,613	75,335 - 86,565	106,535 - 121,911	135,530 - 147,489
03	41,858 - 47,711	64,614 - 71,421	86,566 - 94,052	121,912 - 132,162	147,490 - 155,462
04	47,712 - 49,142	71,422 - 73,564	94,053 - 96,874	132,163 - 136,127	155,463 - 160,126
05	49,143 - 50,616	73,565 - 75,771	96,875 - 99,780	136,128 - 140,211	160,127 - 160,300

Series:

0850

0855

Locality Area: Dayton-Springfield-Sidney, OH



# Special Pay Tables

Report Run On: January 06, 2016

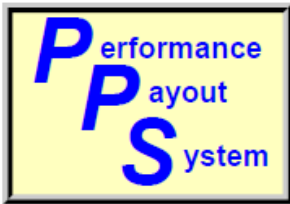
Page 92 of 296

PPS: DAY999B01 OPM: 999B PROFESSIONAL Path: ZP Effective:10-Jan-16  
 Prev. Yr Rate: 0.1624 Curr. Yr Rate: 0.1650 Loc. Diff: 1.00 Gen. Inc. 1.00 Issued:23-Dec-15

Band:	I	II	III	IV	V
Gs Range:	1-6	7-10	11-12	13-14	15-15
Interval					
01	0 - 0	46,562 - 54,821	61,137 - 75,334	86,031 - 106,534	119,583 - 135,529
02	39,002 - 44,183	54,822 - 65,348	75,335 - 86,565	106,535 - 121,911	135,530 - 147,489
03	44,184 - 50,701	65,349 - 72,366	86,566 - 94,052	121,912 - 132,162	147,490 - 155,462
04	50,702 - 52,222	72,367 - 74,537	94,053 - 96,874	132,163 - 136,127	155,463 - 160,126
05	52,223 - 53,789	74,538 - 76,773	96,875 - 99,780	136,128 - 140,211	160,127 - 160,300

Series: 0854 1550  
 2210

Locality Area: Dayton-Springfield-Sidney, OH



# Special Pay Tables

Report Run On: January 06, 2016

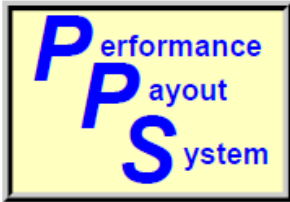
Page 93 of 296

PPS: DAYLEO OPM: LEO ADMINISTRATIVE Path: ZA Effective:10-Jan-16  
 Prev. Yr Rate: 0.1624 Curr. Yr Rate: 0.1650 Loc. Diff: 1.00 Gen. Inc. 1.00 Issued:23-Dec-15

Band:	I	II	III	IV	V
Gs Range:	1-6	7-10	11-12	13-14	15-15
Interval					
01	21,370 - 35,794	46,224 - 58,236	60,360 - 75,332	86,031 - 106,531	119,583 - 135,527
02	35,795 - 46,612	58,237 - 67,245	75,333 - 86,561	106,532 - 121,906	135,528 - 147,485
03	46,613 - 53,828	67,246 - 73,253	86,562 - 94,052	121,907 - 132,162	147,486 - 155,462
04	53,829 - 55,443	73,254 - 75,451	94,053 - 96,874	132,163 - 136,127	155,463 - 160,126
05	55,444 - 57,106	75,452 - 77,715	96,875 - 99,780	136,128 - 140,211	160,127 - 160,300

Series: 1811

Locality Area: Dayton-Springfield-Sidney, OH



# Special Pay Tables

Report Run On: January 06, 2016

Page 94 of 296

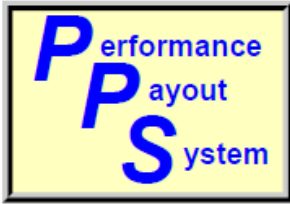
PPS: DCB003201 OPM: 0032 PROFESSIONAL Path: ZP Effective:10-Jan-16  
 Prev. Yr Rate: 0.2422 Curr. Yr Rate: 0.2478 Loc. Diff: 1.00 Gen. Inc.1.00 Issued:23-Dec-15

Band:	I	II	III	IV	V
Gs Range:	1-6	7-10	11-12	13-14	15-15
Interval					
01	0 - 0	47,962 - 58,268	69,427 - 80,688	92,145 - 114,105	128,082 - 142,401
02	42,676 - 48,235	58,269 - 69,206	80,689 - 92,717	114,106 - 130,575	142,402 - 153,140
03	48,236 - 55,477	69,207 - 76,498	92,718 - 100,736	130,576 - 141,555	153,141 - 160,300
04	55,478 - 57,141	76,499 - 78,793	100,737 - 103,758	141,556 - 145,802	160,300 - 160,300
05	57,142 - 58,855	78,794 - 81,157	103,759 - 106,871	145,803 - 150,176	160,300 - 160,300

Series: 1529

**Counties:** Anne Arundel Co. MD 24 0000 003 Alexandria City VA 51 0000 510 Arlington Co. VA 51 0000 013  
 Charles Co. MD 24 0000 017 Calvert Co. MD 24 0000 009 Fairfax City VA 51 0000 600  
 Falls Church City VA 51 0000 610 Fairfax Co. VA 51 0000 059 Frederick Co. MD 24 0000 021  
 Manassas City VA 51 0000 683 Loudoun Co. VA 51 0000 107 Manassas Park City VA 51 0000 685  
 Prince George's Co. MD 24 0000 033 Montgomery Co. MD 24 0000 031 Prince William Co. VA 51 0000 153  
 Stafford Co. VA 51 0000 179

**Locality Area: Washington-Baltimore-Arlington, DC-MD-VA-WV-PA**



# Special Pay Tables

Report Run On: January 06, 2016

Page 95 of 296

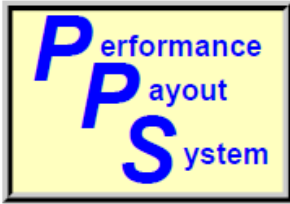
PPS: DCB022301 OPM: 0223 PROFESSIONAL Path: ZP Effective:10-Jan-16  
 Prev. Yr Rate: 0.2422 Curr. Yr Rate: 0.2478 Loc. Diff: 1.00 Gen. Inc.1.00 Issued:23-Dec-15

Band:	I	II	III	IV	V
Gs Range:	1-6	7-10	11-12	13-14	15-15
Interval					
01	0 - 0	45,512 - 58,268	64,650 - 80,688	92,145 - 114,105	128,082 - 142,401
02	36,740 - 44,832	58,269 - 69,206	80,689 - 92,717	114,106 - 130,575	142,402 - 153,140
03	44,833 - 51,102	69,207 - 76,498	92,718 - 100,736	130,576 - 141,555	153,141 - 160,300
04	51,103 - 52,635	76,499 - 78,793	100,737 - 103,758	141,556 - 145,802	160,300 - 160,300
05	52,636 - 54,214	78,794 - 81,157	103,759 - 106,871	145,803 - 150,176	160,300 - 160,300

Series: 1370

**Counties:** Calvert Co. MD 24 0000 009      Arlington Co. VA 51 0000 013      Charles Co. MD 24 0000 017  
 Fairfax Co. VA 51 0000 059      District of Columbia DC 11 0000 001      Frederick Co. MD 24 0000 021  
 Montgomery Co. MD 24 0000 031      Loudoun Co. VA 51 0000 107      Prince George's Co. MD 24 0000 033  
 Stafford Co. VA 51 0000 179      Prince William Co. VA 51 0000 153

**Locality Area: Washington-Baltimore-Arlington, DC-MD-VA-WV-PA**



# Special Pay Tables

Report Run On: January 06, 2016

Page 96 of 296

PPS: DCB030402 OPM: 0304 ADMINISTRATIVE Path: ZA Effective:10-Jan-16  
 Prev. Yr Rate: 0.2422 Curr. Yr Rate: 0.2478 Loc. Diff: 1.00 Gen. Inc. 1.00 Issued:23-Dec-15

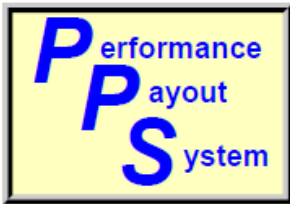
Band:	I	II	III	IV	V
Gs Range:	1-6	7-10	11-12	13-14	15-15
Interval					
01	0 - 0	43,684 - 58,268	64,650 - 80,688	92,145 - 114,105	128,082 - 142,401
02	36,740 - 44,832	58,269 - 69,206	80,689 - 92,717	114,106 - 130,575	142,402 - 153,140
03	44,833 - 51,102	69,207 - 76,498	92,718 - 100,736	130,576 - 141,555	153,141 - 160,300
04	51,103 - 52,635	76,499 - 78,793	100,737 - 103,758	141,556 - 145,802	160,300 - 160,300
05	52,636 - 54,214	78,794 - 81,157	103,759 - 106,871	145,803 - 150,176	160,300 - 160,300

Series: 0610

**Counties:** Calvert Co. MD 24 0000 009      Arlington Co. VA 51 0000 013      Charles Co. MD 24 0000 017  
 Fairfax Co. VA 51 0000 059      District of Columbia DC 11 0000 001      Frederick Co. MD 24 0000 021  
 Montgomery Co. MD 24 0000 031      Loudoun Co. VA 51 0000 107      Prince George's Co. MD 24 0000 033  
 Stafford Co. VA 51 0000 179      Prince William Co. VA 51 0000 153

Locality Area: Washington-Baltimore-Arlington, DC-MD-VA-WV-PA





# Special Pay Tables

Report Run On: January 06, 2016

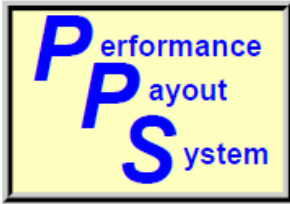
Page 97 of 296

PPS: DCB041401 OPM: 0414 PROFESSIONAL Path: ZP Effective:10-Jan-16  
 Prev. Yr Rate: 0.2422 Curr. Yr Rate: 0.2478 Loc. Diff: 1.00 Gen. Inc.1.00 Issued:23-Dec-15

Band:	I	II	III	IV	V
Gs Range:	1-6	7-10	11-12	13-14	15-15
Interval					
01	0 - 0	45,512 - 58,268	64,650 - 80,688	92,145 - 114,105	128,082 - 142,401
02	36,740 - 44,832	58,269 - 69,206	80,689 - 92,717	114,106 - 130,575	142,402 - 153,140
03	44,833 - 51,102	69,207 - 76,498	92,718 - 100,736	130,576 - 141,555	153,141 - 160,300
04	51,103 - 52,635	76,499 - 78,793	100,737 - 103,758	141,556 - 145,802	160,300 - 160,300
05	52,636 - 54,214	78,794 - 81,157	103,759 - 106,871	145,803 - 150,176	160,300 - 160,300

**Series:** 0801 0808  
 0810 0819  
 0830 0861  
 0871 0896

Locality Area: Washington-Baltimore-Arlington, DC-MD-VA-WV-PA



# Special Pay Tables

Report Run On: January 06, 2016

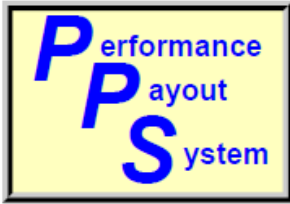
Page 98 of 296

PPS: DCB042201 OPM: 0422 PROFESSIONAL Path: ZP Effective:10-Jan-16  
 Prev. Yr Rate: 0.2422 Curr. Yr Rate: 0.2478 Loc. Diff: 1.00 Gen. Inc. 1.00 Issued:23-Dec-15

Band:	I	II	III	IV	V
Gs Range:	1-6	7-10	11-12	13-14	15-15
Interval					
01	0 - 0	45,512 - 58,268	64,650 - 80,688	92,145 - 114,105	128,082 - 142,401
02	36,740 - 44,832	58,269 - 69,206	80,689 - 92,717	114,106 - 130,575	142,402 - 153,140
03	44,833 - 51,102	69,207 - 76,498	92,718 - 100,736	130,576 - 141,555	153,141 - 160,300
04	51,103 - 52,635	76,499 - 78,793	100,737 - 103,758	141,556 - 145,802	160,300 - 160,300
05	52,636 - 54,214	78,794 - 81,157	103,759 - 106,871	145,803 - 150,176	160,300 - 160,300

Series: 0850 0855

Locality Area: Washington-Baltimore-Arlington, DC-MD-VA-WV-PA



# Special Pay Tables

Report Run On: January 06, 2016

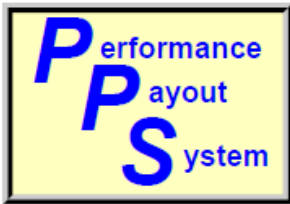
Page 99 of 296

PPS: DCB983D03 OPM: 983D CLERICAL AND SUPPORT Path: ZS Effective:10-Jan-16  
 Prev. Yr Rate: 0.2422 Curr. Yr Rate: 0.2478 Loc. Diff: 1.00 Gen. Inc. 1.00 Issued:23-Dec-15

Band:	I	II	III	IV	V
Gs Range:	1-2	3-4	5-6	7-8	9-10
Interval					
01	22,888 - 27,112	35,618 - 36,178	39,849 - 45,256	49,363 - 54,732	56,098 - 64,018
02	27,113 - 30,280	36,179 - 42,253	45,257 - 52,749	54,733 - 63,019	64,019 - 71,955
03	30,281 - 32,392	42,254 - 46,303	52,750 - 57,745	63,020 - 68,543	71,956 - 77,246
04	32,393 - 33,364	46,304 - 47,692	57,746 - 59,477	68,544 - 70,599	77,247 - 79,563
05	33,365 - 34,365	47,693 - 49,123	59,478 - 61,261	70,600 - 72,717	79,564 - 81,950

Series: 0083

Locality Area: Washington-Baltimore-Arlington, DC-MD-VA-WV-PA



# Special Pay Tables

Report Run On: January 06, 2016

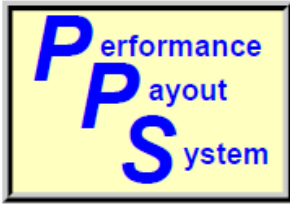
Page 100 of 296

PPS: DCB999C01 OPM: 999C PROFESSIONAL Path: ZP Effective:10-Jan-16  
 Prev. Yr Rate: 0.2422 Curr. Yr Rate: 0.2478 Loc. Diff: 1.00 Gen. Inc. 1.00 Issued:23-Dec-15

Band:	I	II	III	IV	V
Gs Range:	1-6	7-10	11-12	13-14	15-15
Interval					
01	0 - 0	47,262 - 58,268	64,650 - 80,688	92,145 - 114,105	128,082 - 142,401
02	39,567 - 45,092	58,269 - 69,206	80,689 - 92,717	114,106 - 130,575	142,402 - 153,140
03	45,093 - 51,436	69,207 - 76,498	92,718 - 100,736	130,576 - 141,555	153,141 - 160,300
04	51,437 - 52,979	76,499 - 78,793	100,737 - 103,758	141,556 - 145,802	160,300 - 160,300
05	52,980 - 54,568	78,794 - 81,157	103,759 - 106,871	145,803 - 150,176	160,300 - 160,300

Series: 0854 1550  
 2210

Locality Area: Washington-Baltimore-Arlington, DC-MD-VA-WV-PA



# Special Pay Tables

Report Run On: January 06, 2016

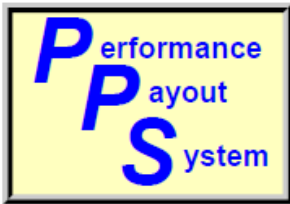
Page 101 of 296

PPS: DCBLEO OPM: LEO ADMINISTRATIVE Path: ZA Effective:10-Jan-16  
 Prev. Yr Rate: 0.2422 Curr. Yr Rate: 0.2478 Loc. Diff: 1.00 Gen. Inc.1.00 Issued:23-Dec-15

Band:	I	II	III	IV	V
Gs Range:	1-6	7-10	11-12	13-14	15-15
Interval					
01	22,888 - 38,336	49,509 - 62,373	64,650 - 80,686	92,145 - 114,105	128,082 - 142,398
02	38,337 - 49,922	62,374 - 72,021	80,687 - 92,713	114,106 - 130,575	142,399 - 153,135
03	49,923 - 57,653	72,022 - 78,459	92,714 - 100,736	130,576 - 141,555	153,136 - 160,300
04	57,654 - 59,383	78,460 - 80,813	100,737 - 103,758	141,556 - 145,802	160,300 - 160,300
05	59,384 - 61,164	80,814 - 83,237	103,759 - 106,871	145,803 - 150,176	160,300 - 160,300

Series: 1811

Locality Area: Washington-Baltimore-Arlington, DC-MD-VA-WV-PA



# Special Pay Tables

Report Run On: January 06, 2016

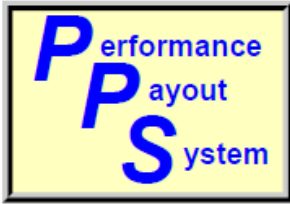
Page 102 of 296

PPS: DEN041401 OPM: 0414 PROFESSIONAL Path: ZP Effective:10-Jan-16  
 Prev. Yr Rate: 0.2252 Curr. Yr Rate: 0.2293 Loc. Diff: 1.00 Gen. Inc. 1.00 Issued:23-Dec-15

Band:	I	II	III	IV	V
Gs Range:	1-6	7-10	11-12	13-14	15-15
Interval					
01	0 - 0	45,512 - 57,404	63,691 - 79,492	90,779 - 112,414	126,183 - 141,346
02	36,740 - 44,168	57,405 - 68,179	79,493 - 91,343	112,415 - 128,640	141,347 - 152,718
03	44,169 - 50,345	68,180 - 75,363	91,344 - 99,243	128,641 - 139,457	152,719 - 160,300
04	50,346 - 51,855	75,364 - 77,624	99,244 - 102,220	139,458 - 143,641	160,300 - 160,300
05	51,856 - 53,411	77,625 - 79,953	102,221 - 105,287	143,642 - 147,950	160,300 - 160,300

Series: 0801 0808  
 0810 0819  
 0830 0861  
 0871 0896

Locality Area: Denver-Aurora, CO



# Special Pay Tables

Report Run On: January 06, 2016

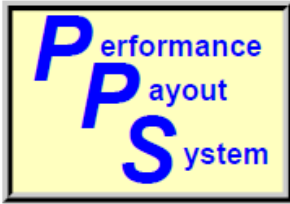
Page 103 of 296

PPS: DEN042201 OPM: 0422 PROFESSIONAL Path: ZP Effective:10-Jan-16  
 Prev. Yr Rate: 0.2252 Curr. Yr Rate: 0.2293 Loc. Diff: 1.00 Gen. Inc. 1.00 Issued:23-Dec-15

Band:	I	II	III	IV	V
Gs Range:	1-6	7-10	11-12	13-14	15-15
Interval					
01	0 - 0	45,512 - 57,404	63,691 - 79,492	90,779 - 112,414	126,183 - 141,346
02	36,740 - 44,168	57,405 - 68,179	79,493 - 91,343	112,415 - 128,640	141,347 - 152,718
03	44,169 - 50,345	68,180 - 75,363	91,344 - 99,243	128,641 - 139,457	152,719 - 160,300
04	50,346 - 51,855	75,364 - 77,624	99,244 - 102,220	139,458 - 143,641	160,300 - 160,300
05	51,856 - 53,411	77,625 - 79,953	102,221 - 105,287	143,642 - 147,950	160,300 - 160,300

Series: 0850 0855

Locality Area: Denver-Aurora, CO



# Special Pay Tables

Report Run On: January 06, 2016

Page 104 of 296

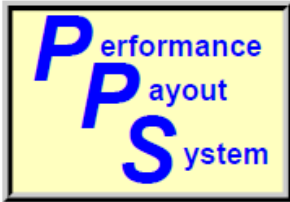
PPS: DEN983C03 OPM: 983C CLERICAL AND SUPPORT Path: ZS Effective:10-Jan-16  
 Prev. Yr Rate: 0.2252 Curr. Yr Rate: 0.2293 Loc. Diff: 1.00 Gen. Inc. 1.00 Issued:23-Dec-15

Band:	I	II	III	IV	V
Gs Range:	1-2	3-4	5-6	7-8	9-10
Interval					
01	22,549 - 26,710	34,608 - 35,363	38,719 - 44,238	47,962 - 53,477	54,385 - 62,740
02	26,711 - 29,831	35,364 - 41,139	44,239 - 51,359	53,478 - 61,307	62,741 - 70,314
03	29,832 - 31,911	41,140 - 44,989	51,360 - 56,107	61,308 - 66,527	70,315 - 75,363
04	31,912 - 32,868	44,990 - 46,339	56,108 - 57,790	66,528 - 68,523	75,364 - 77,624
05	32,869 - 33,854	46,340 - 47,729	57,791 - 59,524	68,524 - 70,579	77,625 - 79,953

Series: 0083

Locality Area: Denver-Aurora, CO





# Special Pay Tables

Report Run On: January 06, 2016

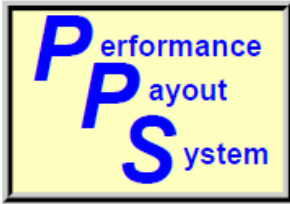
Page 105 of 296

PPS: DEN999D01 OPM: 999D PROFESSIONAL Path: ZP Effective:10-Jan-16  
 Prev. Yr Rate: 0.2252 Curr. Yr Rate: 0.2293 Loc. Diff: 1.00 Gen. Inc. 1.00 Issued:23-Dec-15

Band:	I	II	III	IV	V
Gs Range:	1-6	7-10	11-12	13-14	15-15
Interval					
01	0 - 0	48,312 - 57,404	63,728 - 79,492	90,779 - 112,414	126,183 - 141,346
02	40,415 - 45,874	57,405 - 68,179	79,493 - 91,343	112,415 - 128,640	141,347 - 152,718
03	45,875 - 52,538	68,180 - 75,363	91,344 - 99,243	128,641 - 139,457	152,719 - 160,300
04	52,539 - 54,114	75,364 - 77,624	99,244 - 102,220	139,458 - 143,641	160,300 - 160,300
05	54,115 - 55,737	77,625 - 79,953	102,221 - 105,287	143,642 - 147,950	160,300 - 160,300

Series: 0854 1550  
 2210

Locality Area: Denver-Aurora, CO



# Special Pay Tables

Report Run On: January 06, 2016

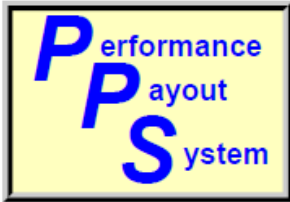
Page 106 of 296

PPS: DENLEO OPM: LEO ADMINISTRATIVE Path: ZA Effective:10-Jan-16  
 Prev. Yr Rate: 0.2252 Curr. Yr Rate: 0.2293 Loc. Diff: 1.00 Gen. Inc. 1.00 Issued:23-Dec-15

Band:	I	II	III	IV	V
Gs Range:	1-6	7-10	11-12	13-14	15-15
Interval					
01	22,549 - 37,769	48,775 - 61,451	63,691 - 79,491	90,779 - 112,411	126,183 - 141,343
02	37,770 - 49,184	61,452 - 70,958	79,492 - 91,341	112,412 - 128,635	141,344 - 152,713
03	49,185 - 56,799	70,959 - 77,296	91,342 - 99,243	128,636 - 139,457	152,714 - 160,300
04	56,800 - 58,503	77,297 - 79,615	99,244 - 102,220	139,458 - 143,641	160,300 - 160,300
05	58,504 - 60,258	79,616 - 82,003	102,221 - 105,287	143,642 - 147,950	160,300 - 160,300

Series: 1811

Locality Area: Denver-Aurora, CO



# Special Pay Tables

Report Run On: January 06, 2016

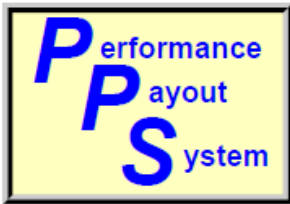
Page 107 of 296

PPS: DET041401 OPM: 0414 PROFESSIONAL Path: ZP Effective:10-Jan-16  
 Prev. Yr Rate: 0.2409 Curr. Yr Rate: 0.2440 Loc. Diff: 1.00 Gen. Inc.1.00 Issued:23-Dec-15

Band:	I	II	III	IV	V
Gs Range:	1-6	7-10	11-12	13-14	15-15
Interval					
01	0 - 0	45,512 - 58,091	64,453 - 80,442	91,864 - 113,757	127,692 - 142,184
02	36,740 - 44,696	58,092 - 68,995	80,443 - 92,434	113,758 - 130,177	142,185 - 153,054
03	44,697 - 50,947	68,996 - 76,265	92,435 - 100,429	130,178 - 141,124	153,055 - 160,300
04	50,948 - 52,475	76,266 - 78,553	100,430 - 103,442	141,125 - 145,358	160,300 - 160,300
05	52,476 - 54,049	78,554 - 80,910	103,443 - 106,545	145,359 - 149,719	160,300 - 160,300

**Series:** 0801 0808  
 0810 0819  
 0830 0861  
 0871 0896

Locality Area: Detroit-Warren-Ann Arbor, MI



# Special Pay Tables

Report Run On: January 06, 2016

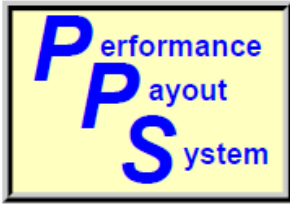
Page 108 of 296

PPS: DET042201 OPM: 0422 PROFESSIONAL Path: ZP Effective: 10-Jan-16  
 Prev. Yr Rate: 0.2409 Curr. Yr Rate: 0.2440 Loc. Diff: 1.00 Gen. Inc. 1.00 Issued: 23-Dec-15

Band:	I	II	III	IV	V
Gs Range:	1-6	7-10	11-12	13-14	15-15
Interval					
01	0 - 0	45,512 - 58,091	64,453 - 80,442	91,864 - 113,757	127,692 - 142,184
02	36,740 - 44,696	58,092 - 68,995	80,443 - 92,434	113,758 - 130,177	142,185 - 153,054
03	44,697 - 50,947	68,996 - 76,265	92,435 - 100,429	130,178 - 141,124	153,055 - 160,300
04	50,948 - 52,475	76,266 - 78,553	100,430 - 103,442	141,125 - 145,358	160,300 - 160,300
05	52,476 - 54,049	78,554 - 80,910	103,443 - 106,545	145,359 - 149,719	160,300 - 160,300

Series: 0850 0855

Locality Area: Detroit-Warren-Ann Arbor, MI



# Special Pay Tables

Report Run On: January 06, 2016

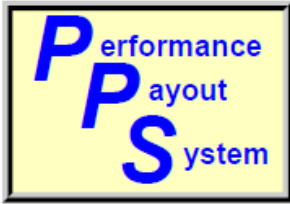
Page 109 of 296

PPS: DET983C03 OPM: 983C CLERICAL AND SUPPORT Path: ZS Effective:10-Jan-16  
 Prev. Yr Rate: 0.2409 Curr. Yr Rate: 0.2440 Loc. Diff: 1.00 Gen. Inc. 1.00 Issued:23-Dec-15

Band:	I	II	III	IV	V
Gs Range:	1-2	3-4	5-6	7-8	9-10
Interval					
01	22,819 - 27,030	34,608 - 35,546	38,719 - 44,469	47,962 - 53,763	54,385 - 63,491
02	27,031 - 30,188	35,547 - 41,212	44,470 - 51,452	53,764 - 61,421	63,492 - 71,155
03	30,189 - 32,293	41,213 - 44,989	51,453 - 56,107	61,422 - 66,527	71,156 - 76,265
04	32,294 - 33,262	44,990 - 46,339	56,108 - 57,790	66,528 - 68,523	76,266 - 78,553
05	33,263 - 34,260	46,340 - 47,729	57,791 - 59,524	68,524 - 70,579	78,554 - 80,910

Series: 0083

Locality Area: Detroit-Warren-Ann Arbor, MI



# Special Pay Tables

Report Run On: January 06, 2016

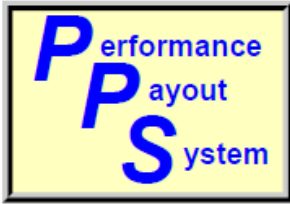
Page 110 of 296

PPS: DET999D01 OPM: 999D PROFESSIONAL Path: ZP Effective:10-Jan-16  
 Prev. Yr Rate: 0.2409 Curr. Yr Rate: 0.2440 Loc. Diff: 1.00 Gen. Inc. 1.00 Issued:23-Dec-15

Band:	I	II	III	IV	V
Gs Range:	1-6	7-10	11-12	13-14	15-15
Interval					
01	0 - 0	48,312 - 58,091	64,453 - 80,442	91,864 - 113,757	127,692 - 142,184
02	40,415 - 45,934	58,092 - 68,995	80,443 - 92,434	113,758 - 130,177	142,185 - 153,054
03	45,935 - 52,538	68,996 - 76,265	92,435 - 100,429	130,178 - 141,124	153,055 - 160,300
04	52,539 - 54,114	76,266 - 78,553	100,430 - 103,442	141,125 - 145,358	160,300 - 160,300
05	54,115 - 55,737	78,554 - 80,910	103,443 - 106,545	145,359 - 149,719	160,300 - 160,300

Series: 0854 1550  
 2210

Locality Area: Detroit-Warren-Ann Arbor, MI



# Special Pay Tables

Report Run On: January 06, 2016

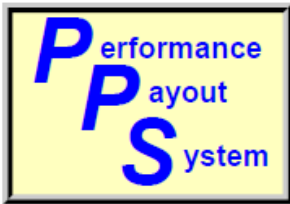
Page 111 of 296

PPS: DETLEO OPM: LEO ADMINISTRATIVE Path: ZA Effective:10-Jan-16  
 Prev. Yr Rate: 0.2409 Curr. Yr Rate: 0.2440 Loc. Diff: 1.00 Gen. Inc. 1.00 Issued:23-Dec-15

Band:	I	II	III	IV	V
Gs Range:	1-6	7-10	11-12	13-14	15-15
Interval					
01	22,819 - 38,223	49,358 - 62,182	64,453 - 80,441	91,864 - 113,756	127,692 - 142,184
02	38,224 - 49,776	62,183 - 71,800	80,442 - 92,432	113,757 - 130,175	142,185 - 153,053
03	49,777 - 57,478	71,801 - 78,220	92,433 - 100,429	130,176 - 141,124	153,054 - 160,300
04	57,479 - 59,202	78,221 - 80,567	100,430 - 103,442	141,125 - 145,358	160,300 - 160,300
05	59,203 - 60,978	80,568 - 82,984	103,443 - 106,545	145,359 - 149,719	160,300 - 160,300

Series: 1811

Locality Area: Detroit-Warren-Ann Arbor, MI



# Special Pay Tables

Report Run On: January 06, 2016

Page 112 of 296

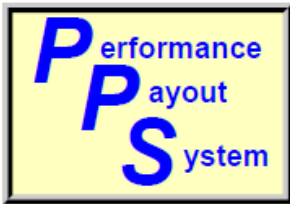
PPS: DFW041401 OPM: 0414 PROFESSIONAL Path: ZP Effective:10-Jan-16  
 Prev. Yr Rate: 0.2067 Curr. Yr Rate: 0.2104 Loc. Diff: 1.00 Gen. Inc. 1.00 Issued:23-Dec-15

Band:	I	II	III	IV	V
Gs Range:	1-6	7-10	11-12	13-14	15-15
Interval					
01	0 - 0	45,512 - 56,522	62,712 - 78,270	89,383 - 110,685	124,243 - 140,268
02	36,740 - 43,489	56,523 - 67,132	78,271 - 89,938	110,686 - 126,662	140,269 - 152,287
03	43,490 - 49,571	67,133 - 74,205	89,939 - 97,717	126,663 - 137,313	152,288 - 160,300
04	49,572 - 51,058	74,206 - 76,431	97,718 - 100,649	137,314 - 141,432	160,300 - 160,300
05	51,059 - 52,590	76,432 - 78,724	100,650 - 103,668	141,433 - 145,675	160,300 - 160,300

**Series:** 0801 0808  
 0810 0819  
 0830 0861  
 0871 0896

Locality Area: Dallas-Fort Worth, TX-OK





# Special Pay Tables

Report Run On: January 06, 2016

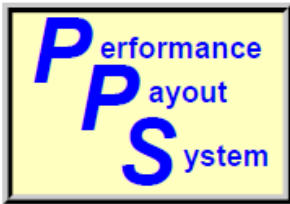
Page 113 of 296

PPS: DFW042201 OPM: 0422 PROFESSIONAL Path: ZP Effective:10-Jan-16  
 Prev. Yr Rate: 0.2067 Curr. Yr Rate: 0.2104 Loc. Diff: 1.00 Gen. Inc. 1.00 Issued:23-Dec-15

Band:	I	II	III	IV	V
Gs Range:	1-6	7-10	11-12	13-14	15-15
Interval					
01	0 - 0	45,512 - 56,522	62,712 - 78,270	89,383 - 110,685	124,243 - 140,268
02	36,740 - 43,489	56,523 - 67,132	78,271 - 89,938	110,686 - 126,662	140,269 - 152,287
03	43,490 - 49,571	67,133 - 74,205	89,939 - 97,717	126,663 - 137,313	152,288 - 160,300
04	49,572 - 51,058	74,206 - 76,431	97,718 - 100,649	137,314 - 141,432	160,300 - 160,300
05	51,059 - 52,590	76,432 - 78,724	100,650 - 103,668	141,433 - 145,675	160,300 - 160,300

Series: 0850 0855

Locality Area: Dallas-Fort Worth, TX-OK



# Special Pay Tables

Report Run On: January 06, 2016

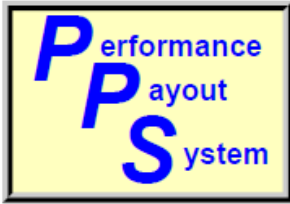
Page 114 of 296

PPS: DFW999C01 OPM: 999C PROFESSIONAL Path: ZP Effective:10-Jan-16  
 Prev. Yr Rate: 0.2067 Curr. Yr Rate: 0.2104 Loc. Diff: 1.00 Gen. Inc. 1.00 Issued:23-Dec-15

Band:	I	II	III	IV	V
Gs Range:	1-6	7-10	11-12	13-14	15-15
Interval					
01	0 - 0	47,262 - 56,522	62,712 - 78,270	89,383 - 110,685	124,243 - 140,268
02	39,567 - 44,940	56,523 - 67,132	78,271 - 89,938	110,686 - 126,662	140,269 - 152,287
03	44,941 - 51,436	67,133 - 74,205	89,939 - 97,717	126,663 - 137,313	152,288 - 160,300
04	51,437 - 52,979	74,206 - 76,431	97,718 - 100,649	137,314 - 141,432	160,300 - 160,300
05	52,980 - 54,568	76,432 - 78,724	100,650 - 103,668	141,433 - 145,675	160,300 - 160,300

Series: 0854 1550  
 2210

Locality Area: Dallas-Fort Worth, TX-OK



# Special Pay Tables

Report Run On: January 06, 2016

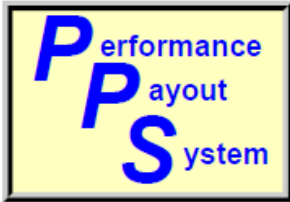
Page 115 of 296

PPS: DFWLEO OPM: LEO ADMINISTRATIVE Path: ZA Effective:10-Jan-16  
 Prev. Yr Rate: 0.2067 Curr. Yr Rate: 0.2104 Loc. Diff: 1.00 Gen. Inc. 1.00 Issued:23-Dec-15

Band:	I	II	III	IV	V
Gs Range:	1-6	7-10	11-12	13-14	15-15
Interval					
01	22,202 - 37,190	48,025 - 60,505	62,712 - 78,268	89,383 - 110,683	124,243 - 140,267
02	37,191 - 48,431	60,506 - 69,865	78,269 - 89,935	110,684 - 126,658	140,268 - 152,285
03	48,432 - 55,925	69,866 - 76,108	89,936 - 97,717	126,659 - 137,313	152,286 - 160,300
04	55,926 - 57,603	76,109 - 78,391	97,718 - 100,649	137,314 - 141,432	160,300 - 160,300
05	57,604 - 59,331	78,392 - 80,743	100,650 - 103,668	141,433 - 145,675	160,300 - 160,300

Series: 1811

Locality Area: Dallas-Fort Worth, TX-OK



# Special Pay Tables

Report Run On: January 06, 2016

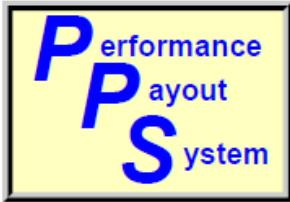
Page 116 of 296

PPS: DV030501 OPM: 0305 PROFESSIONAL Path: ZP Effective:10-Jan-16  
 Prev. Yr Rate: Curr. Yr Rate: 0.1443 Loc. Diff: 0.0 Gen. Inc. 1.00 Issued:23-Dec-15

Band:	I	II	III	IV	V
Gs Range:	1-6	7-10	11-12	13-14	15-15
Interval					
01	0 - 0	40,061 - 53,435	59,287 - 73,995	84,502 - 104,641	117,458 - 133,121
02	32,972 - 41,114	53,436 - 63,465	73,996 - 85,026	104,642 - 119,745	133,122 - 144,868
03	41,115 - 46,864	63,466 - 70,152	85,027 - 92,380	119,746 - 129,814	144,869 - 152,700
04	46,865 - 48,270	70,153 - 72,257	92,381 - 95,151	129,815 - 133,708	152,701 - 157,281
05	48,271 - 49,718	72,258 - 74,425	95,152 - 98,006	133,709 - 137,719	157,282 - 160,300

Series: 0690

Locality Area: Davenport-Moline, IA-IL



# Special Pay Tables

Report Run On: January 06, 2016

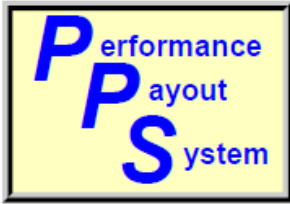
Page 117 of 296

PPS: DV041401 OPM: 0414 PROFESSIONAL Path: ZP Effective:10-Jan-16  
 Prev. Yr Rate: Curr. Yr Rate: 0.1443 Loc. Diff: 0.0 Gen. Inc. 1.00 Issued:23-Dec-15

Band:	I	II	III	IV	V
Gs Range:	1-6	7-10	11-12	13-14	15-15
Interval					
01	0 - 0	45,512 - 53,435	59,287 - 73,995	84,502 - 104,641	117,458 - 133,121
02	36,740 - 41,114	53,436 - 63,465	73,996 - 85,026	104,642 - 119,745	133,122 - 144,868
03	41,115 - 46,864	63,466 - 70,152	85,027 - 92,380	119,746 - 129,814	144,869 - 152,700
04	46,865 - 48,270	70,153 - 72,257	92,381 - 95,151	129,815 - 133,708	152,701 - 157,281
05	48,271 - 49,718	72,258 - 74,425	95,152 - 98,006	133,709 - 137,719	157,282 - 160,300

**Series:** 0801 0808  
 0810 0819  
 0830 0861  
 0871 0896

Locality Area: Davenport-Moline, IA-IL



# Special Pay Tables

Report Run On: January 06, 2016

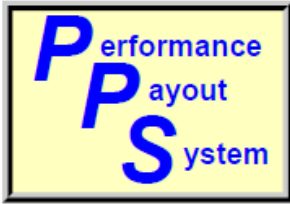
Page 118 of 296

PPS: DV042201 OPM: 0422 PROFESSIONAL Path: ZP Effective:10-Jan-16  
 Prev. Yr Rate: Curr. Yr Rate: 0.1443 Loc. Diff: 0.0 Gen. Inc. 1.00 Issued:23-Dec-15

Band:	I	II	III	IV	V
Gs Range:	1-6	7-10	11-12	13-14	15-15
Interval					
01	0 - 0	45,512 - 53,435	60,446 - 73,995	84,502 - 104,641	117,458 - 133,121
02	36,740 - 41,114	53,436 - 63,465	73,996 - 85,026	104,642 - 119,745	133,122 - 144,868
03	41,115 - 46,864	63,466 - 70,152	85,027 - 92,380	119,746 - 129,814	144,869 - 152,700
04	46,865 - 48,270	70,153 - 72,257	92,381 - 95,151	129,815 - 133,708	152,701 - 157,281
05	48,271 - 49,718	72,258 - 74,425	95,152 - 98,006	133,709 - 137,719	157,282 - 160,300

Series: 0850 0855

Locality Area: Davenport-Moline, IA-IL



# Special Pay Tables

Report Run On: January 06, 2016

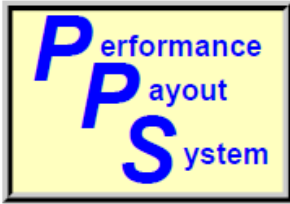
Page 119 of 296

PPS: DV999B01 OPM: 999B PROFESSIONAL Path: ZP Effective:10-Jan-16  
 Prev. Yr Rate: Curr. Yr Rate: 0.1443 Loc. Diff: 0.0 Gen. Inc. 1.00 Issued:23-Dec-15

Band:	I	II	III	IV	V
Gs Range:	1-6	7-10	11-12	13-14	15-15
Interval					
01	0 - 0	46,562 - 54,419	61,137 - 73,995	84,502 - 104,641	117,458 - 133,121
02	39,002 - 44,099	54,420 - 65,187	73,996 - 85,026	104,642 - 119,745	133,122 - 144,868
03	44,100 - 50,701	65,188 - 72,366	85,027 - 92,380	119,746 - 129,814	144,869 - 152,700
04	50,702 - 52,222	72,367 - 74,537	92,381 - 95,151	129,815 - 133,708	152,701 - 157,281
05	52,223 - 53,789	74,538 - 76,773	95,152 - 98,006	133,709 - 137,719	157,282 - 160,300

Series: 0854 1550  
 2210

Locality Area: Davenport-Moline, IA-IL



# Special Pay Tables

Report Run On: January 06, 2016

Page 120 of 296

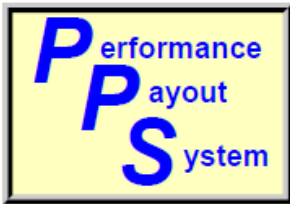
PPS: DV999C01 OPM: 999C PROFESSIONAL Path: ZP Effective:10-Jan-16  
 Prev. Yr Rate: Curr. Yr Rate: 0.1443 Loc. Diff: 0.0 Gen. Inc. 1.00 Issued:23-Dec-15

Band:	I	II	III	IV	V
Gs Range:	1-6	7-10	11-12	13-14	15-15
Interval					
01	0 - 0	47,262 - 54,419	62,173 - 73,995	84,502 - 104,641	117,458 - 133,121
02	39,567 - 44,670	54,420 - 65,187	73,996 - 85,026	104,642 - 119,745	133,122 - 144,868
03	44,671 - 51,436	65,188 - 72,366	85,027 - 92,380	119,746 - 129,814	144,869 - 152,700
04	51,437 - 52,979	72,367 - 74,537	92,381 - 95,151	129,815 - 133,708	152,701 - 157,281
05	52,980 - 54,568	74,538 - 76,773	95,152 - 98,006	133,709 - 137,719	157,282 - 160,300

Series: 0854 1550  
 2210

Locality Area: Davenport-Moline, IA-IL





# Special Pay Tables

Report Run On: January 06, 2016

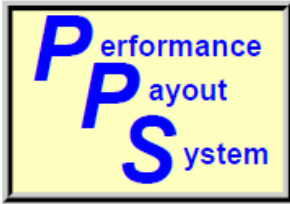
Page 121 of 296

PPS: DV999D01 OPM: 999D PROFESSIONAL Path: ZP Effective:10-Jan-16  
 Prev. Yr Rate: Curr. Yr Rate: 0.1443 Loc. Diff: 0.0 Gen. Inc. 1.00 Issued:23-Dec-15

Band:	I	II	III	IV	V
Gs Range:	1-6	7-10	11-12	13-14	15-15
Interval					
01	0 - 0	48,312 - 55,161	63,728 - 73,995	84,502 - 104,641	117,458 - 133,121
02	40,415 - 45,527	55,162 - 66,486	73,996 - 85,026	104,642 - 119,745	133,122 - 144,868
03	45,528 - 52,538	66,487 - 74,036	85,027 - 92,380	119,746 - 129,814	144,869 - 152,700
04	52,539 - 54,114	74,037 - 76,257	92,381 - 95,151	129,815 - 133,708	152,701 - 157,281
05	54,115 - 55,737	76,258 - 78,545	95,152 - 98,006	133,709 - 137,719	157,282 - 160,300

Series: 0854 1550  
 2210

Locality Area: Davenport-Moline, IA-IL



# Special Pay Tables

Report Run On: January 06, 2016

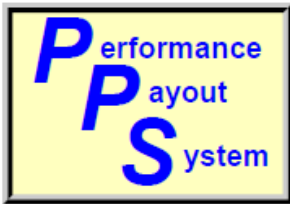
Page 122 of 296

PPS: DV999E01 OPM: 999E PROFESSIONAL Path: ZP Effective:10-Jan-16  
 Prev. Yr Rate: Curr. Yr Rate: 0.1443 Loc. Diff: 0.0 Gen. Inc. 1.00 Issued:23-Dec-15

Band:	I	II	III	IV	V
Gs Range:	1-6	7-10	11-12	13-14	15-15
Interval					
01	0 - 0	49,013 - 55,656	59,287 - 73,995	84,502 - 104,641	117,458 - 133,121
02	40,980 - 46,099	55,657 - 67,352	73,996 - 85,026	104,642 - 119,745	133,122 - 144,868
03	46,100 - 53,273	67,353 - 75,149	85,027 - 92,380	119,746 - 129,814	144,869 - 152,700
04	53,274 - 54,871	75,150 - 77,403	92,381 - 95,151	129,815 - 133,708	152,701 - 157,281
05	54,872 - 56,517	77,404 - 79,725	95,152 - 98,006	133,709 - 137,719	157,282 - 160,300

Series: 0854 1550  
 2210

Locality Area: Davenport-Moline, IA-IL



# Special Pay Tables

Report Run On: January 06, 2016

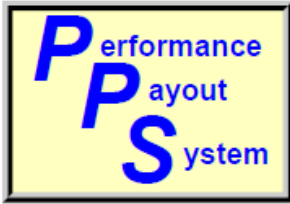
Page 123 of 296

PPS: DV999F01 OPM: 999F PROFESSIONAL Path: ZP Effective:10-Jan-16  
 Prev. Yr Rate: Curr. Yr Rate: 0.1443 Loc. Diff: 0.0 Gen. Inc. 1.00 Issued:23-Dec-15

Band:	I	II	III	IV	V
Gs Range:	1-6	7-10	11-12	13-14	15-15
Interval					
01	0 - 0	50,413 - 56,645	59,287 - 73,995	84,502 - 104,641	117,458 - 133,121
02	42,110 - 47,242	56,646 - 69,084	73,996 - 85,026	104,642 - 119,745	133,122 - 144,868
03	47,243 - 54,743	69,085 - 77,376	85,027 - 92,380	119,746 - 129,814	144,869 - 152,700
04	54,744 - 56,385	77,377 - 79,697	92,381 - 95,151	129,815 - 133,708	152,701 - 157,281
05	56,386 - 58,077	79,698 - 82,088	95,152 - 98,006	133,709 - 137,719	157,282 - 160,300

Series: 0854 1550  
 2210

Locality Area: Davenport-Moline, IA-IL



# Special Pay Tables

Report Run On: January 06, 2016

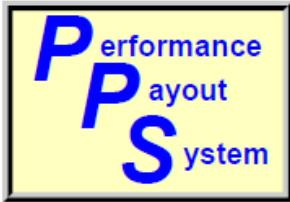
Page 124 of 296

PPS: DVLEO    OPM: LEO    ADMINISTRATIVE    Path: ZA    Effective:10-Jan-16  
 Prev. Yr Rate:    Curr. Yr Rate: 0.1443    Loc. Diff: 0.0    Gen. Inc. 1.00    Issued:23-Dec-15

Band:	I	II	III	IV	V
Gs Range:	1-6	7-10	11-12	13-14	15-15
Interval					
01	20,990 - 35,158	45,402 - 57,198	59,287 - 73,995	84,502 - 104,638	117,458 - 133,118
02	35,159 - 45,784	57,199 - 66,045	73,996 - 85,026	104,639 - 119,740	133,119 - 144,863
03	45,785 - 52,871	66,046 - 71,951	85,027 - 92,380	119,741 - 129,814	144,864 - 152,700
04	52,872 - 54,457	71,952 - 74,110	92,381 - 95,151	129,815 - 133,708	152,701 - 157,281
05	54,458 - 56,091	74,111 - 76,333	95,152 - 98,006	133,709 - 137,719	157,282 - 160,300

Series: 1811

Locality Area: Davenport-Moline, IA-IL



# Special Pay Tables

Report Run On: January 06, 2016

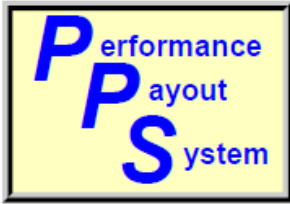
Page 125 of 296

PPS: HAR041401 OPM: 0414 PROFESSIONAL Path: ZP Effective:10-Jan-16  
 Prev. Yr Rate: 0.2582 Curr. Yr Rate: 0.2620 Loc. Diff: 1.00 Gen. Inc. 1.00 Issued:23-Dec-15

Band:	I	II	III	IV	V
Gs Range:	1-6	7-10	11-12	13-14	15-15
Interval					
01	0 - 0	45,512 - 58,931	65,385 - 81,606	93,194 - 115,404	129,539 - 143,211
02	36,740 - 45,343	58,932 - 69,993	81,607 - 93,772	115,405 - 132,061	143,212 - 153,464
03	45,344 - 51,684	69,994 - 77,368	93,773 - 101,883	132,062 - 143,166	153,465 - 160,300
04	51,685 - 53,235	77,369 - 79,689	101,884 - 104,939	143,167 - 147,461	160,300 - 160,300
05	53,236 - 54,832	79,690 - 82,080	104,940 - 108,087	147,462 - 151,885	160,300 - 160,300

**Series:** 0801 0808  
 0810 0819  
 0830 0861  
 0871 0896

Locality Area: Hartford-West Hartford, CT-MA



# Special Pay Tables

Report Run On: January 06, 2016

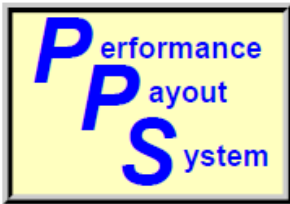
Page 126 of 296

PPS: HAR042201 OPM: 0422 PROFESSIONAL Path: ZP Effective:10-Jan-16  
 Prev. Yr Rate: 0.2582 Curr. Yr Rate: 0.2620 Loc. Diff: 1.00 Gen. Inc. 1.00 Issued:23-Dec-15

Band:	I	II	III	IV	V
Gs Range:	1-6	7-10	11-12	13-14	15-15
Interval					
01	0 - 0	45,512 - 58,931	65,385 - 81,606	93,194 - 115,404	129,539 - 143,211
02	36,740 - 45,343	58,932 - 69,993	81,607 - 93,772	115,405 - 132,061	143,212 - 153,464
03	45,344 - 51,684	69,994 - 77,368	93,773 - 101,883	132,062 - 143,166	153,465 - 160,300
04	51,685 - 53,235	77,369 - 79,689	101,884 - 104,939	143,167 - 147,461	160,300 - 160,300
05	53,236 - 54,832	79,690 - 82,080	104,940 - 108,087	147,462 - 151,885	160,300 - 160,300

Series: 0850 0855

Locality Area: Hartford-West Hartford, CT-MA



# Special Pay Tables

Report Run On: January 06, 2016

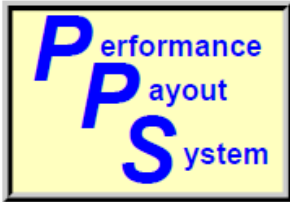
Page 127 of 296

PPS: HAR999D01 OPM: 999D PROFESSIONAL Path: ZP Effective:10-Jan-16  
 Prev. Yr Rate: 0.2582 Curr. Yr Rate: 0.2620 Loc. Diff: 1.00 Gen. Inc. 1.00 Issued:23-Dec-15

Band:	I	II	III	IV	V
Gs Range:	1-6	7-10	11-12	13-14	15-15
Interval					
01	0 - 0	48,312 - 58,931	65,385 - 81,606	93,194 - 115,404	129,539 - 143,211
02	40,415 - 46,007	58,932 - 69,993	81,607 - 93,772	115,405 - 132,061	143,212 - 153,464
03	46,008 - 52,538	69,994 - 77,368	93,773 - 101,883	132,062 - 143,166	153,465 - 160,300
04	52,539 - 54,114	77,369 - 79,689	101,884 - 104,939	143,167 - 147,461	160,300 - 160,300
05	54,115 - 55,737	79,690 - 82,080	104,940 - 108,087	147,462 - 151,885	160,300 - 160,300

Series: 0854 1550  
 2210

Locality Area: Hartford-West Hartford, CT-MA



# Special Pay Tables

Report Run On: January 06, 2016

Page 128 of 296

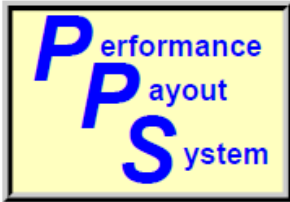
PPS: HARLEO OPM: LEO ADMINISTRATIVE Path: ZA Effective:10-Jan-16  
 Prev. Yr Rate: 0.2582 Curr. Yr Rate: 0.2620 Loc. Diff: 1.00 Gen. Inc. 1.00 Issued:23-Dec-15

Band:	I	II	III	IV	V
Gs Range:	1-6	7-10	11-12	13-14	15-15
Interval					
01	23,149 - 38,773	50,072 - 63,084	65,385 - 81,605	93,194 - 115,402	129,539 - 143,207
02	38,774 - 50,491	63,085 - 72,843	81,606 - 93,770	115,403 - 132,058	143,208 - 153,458
03	50,492 - 58,309	72,844 - 79,352	93,771 - 101,883	132,059 - 143,166	153,459 - 160,300
04	58,310 - 60,058	79,353 - 81,733	101,884 - 104,939	143,167 - 147,461	160,300 - 160,300
05	60,059 - 61,860	81,734 - 84,185	104,940 - 108,087	147,462 - 151,885	160,300 - 160,300

Series: 1811

Locality Area: Hartford-West Hartford, CT-MA





# Special Pay Tables

Report Run On: January 06, 2016

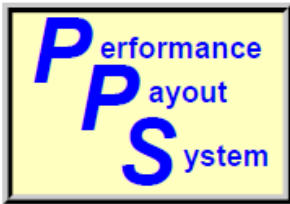
Page 129 of 296

PPS: HB030501 OPM: 0305 PROFESSIONAL Path: ZP Effective:10-Jan-16  
 Prev. Yr Rate: Curr. Yr Rate: 0.1447 Loc. Diff: 0.0 Gen. Inc. 1.00 Issued:23-Dec-15

Band:	I	II	III	IV	V
Gs Range:	1-6	7-10	11-12	13-14	15-15
Interval					
01	0 - 0	40,075 - 53,454	59,308 - 74,021	84,532 - 104,677	117,499 - 133,167
02	32,972 - 41,128	53,455 - 63,488	74,022 - 85,056	104,678 - 119,786	133,168 - 144,919
03	41,129 - 46,880	63,489 - 70,177	85,057 - 92,413	119,787 - 129,859	144,920 - 152,753
04	46,881 - 48,286	70,178 - 72,282	92,414 - 95,185	129,860 - 133,755	152,754 - 157,336
05	48,287 - 49,735	72,283 - 74,450	95,186 - 98,041	133,756 - 137,768	157,337 - 160,300

Series: 0690

Locality Area: Harrisburg-Lebanon, PA



# Special Pay Tables

Report Run On: January 06, 2016

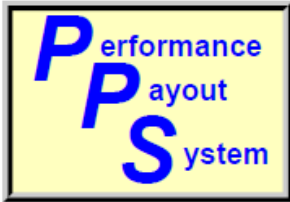
Page 130 of 296

PPS: HB041401 OPM: 0414 PROFESSIONAL Path: ZP Effective: 10-Jan-16  
 Prev. Yr Rate: Curr. Yr Rate: 0.1447 Loc. Diff: 0.0 Gen. Inc. 1.00 Issued: 23-Dec-15

Band:	I	II	III	IV	V
Gs Range:	1-6	7-10	11-12	13-14	15-15
Interval					
01	0 - 0	45,512 - 53,454	59,308 - 74,021	84,532 - 104,677	117,499 - 133,167
02	36,740 - 41,128	53,455 - 63,488	74,022 - 85,056	104,678 - 119,786	133,168 - 144,919
03	41,129 - 46,880	63,489 - 70,177	85,057 - 92,413	119,787 - 129,859	144,920 - 152,753
04	46,881 - 48,286	70,178 - 72,282	92,414 - 95,185	129,860 - 133,755	152,754 - 157,336
05	48,287 - 49,735	72,283 - 74,450	95,186 - 98,041	133,756 - 137,768	157,337 - 160,300

**Series:** 0801 0808  
 0810 0819  
 0830 0861  
 0871 0896

Locality Area: Harrisburg-Lebanon, PA



# Special Pay Tables

Report Run On: January 06, 2016

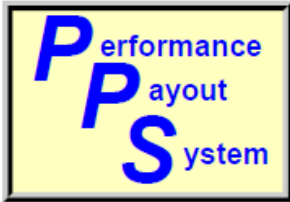
Page 131 of 296

PPS: HB042201 OPM: 0422 PROFESSIONAL Path: ZP Effective:10-Jan-16  
 Prev. Yr Rate: Curr. Yr Rate: 0.1447 Loc. Diff: 0.0 Gen. Inc. 1.00 Issued:23-Dec-15

Band:	I	II	III	IV	V
Gs Range:	1-6	7-10	11-12	13-14	15-15
Interval					
01	0 - 0	45,512 - 53,454	60,446 - 74,021	84,532 - 104,677	117,499 - 133,167
02	36,740 - 41,128	53,455 - 63,488	74,022 - 85,056	104,678 - 119,786	133,168 - 144,919
03	41,129 - 46,880	63,489 - 70,177	85,057 - 92,413	119,787 - 129,859	144,920 - 152,753
04	46,881 - 48,286	70,178 - 72,282	92,414 - 95,185	129,860 - 133,755	152,754 - 157,336
05	48,287 - 49,735	72,283 - 74,450	95,186 - 98,041	133,756 - 137,768	157,337 - 160,300

Series: 0850 0855

Locality Area: Harrisburg-Lebanon, PA



# Special Pay Tables

Report Run On: January 06, 2016

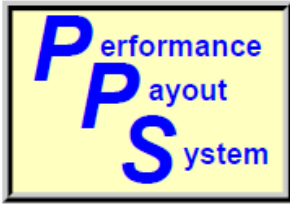
Page 132 of 296

PPS: HB999B01 OPM: 999B PROFESSIONAL Path: ZP Effective:10-Jan-16  
 Prev. Yr Rate: Curr. Yr Rate: 0.1447 Loc. Diff: 0.0 Gen. Inc. 1.00 Issued:23-Dec-15

Band:	I	II	III	IV	V
Gs Range:	1-6	7-10	11-12	13-14	15-15
Interval					
01	0 - 0	46,562 - 54,427	61,137 - 74,021	84,532 - 104,677	117,499 - 133,167
02	39,002 - 44,100	54,428 - 65,190	74,022 - 85,056	104,678 - 119,786	133,168 - 144,919
03	44,101 - 50,701	65,191 - 72,366	85,057 - 92,413	119,787 - 129,859	144,920 - 152,753
04	50,702 - 52,222	72,367 - 74,537	92,414 - 95,185	129,860 - 133,755	152,754 - 157,336
05	52,223 - 53,789	74,538 - 76,773	95,186 - 98,041	133,756 - 137,768	157,337 - 160,300

Series: 0854 1550  
 2210

Locality Area: Harrisburg-Lebanon, PA



# Special Pay Tables

Report Run On: January 06, 2016

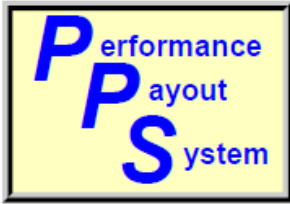
Page 133 of 296

PPS: HB999C01 OPM: 999C PROFESSIONAL Path: ZP Effective:10-Jan-16  
 Prev. Yr Rate: Curr. Yr Rate: 0.1447 Loc. Diff: 0.0 Gen. Inc. 1.00 Issued:23-Dec-15

Band:	I	II	III	IV	V
Gs Range:	1-6	7-10	11-12	13-14	15-15
Interval					
01	0 - 0	47,262 - 54,427	62,173 - 74,021	84,532 - 104,677	117,499 - 133,167
02	39,567 - 44,672	54,428 - 65,190	74,022 - 85,056	104,678 - 119,786	133,168 - 144,919
03	44,673 - 51,436	65,191 - 72,366	85,057 - 92,413	119,787 - 129,859	144,920 - 152,753
04	51,437 - 52,979	72,367 - 74,537	92,414 - 95,185	129,860 - 133,755	152,754 - 157,336
05	52,980 - 54,568	74,538 - 76,773	95,186 - 98,041	133,756 - 137,768	157,337 - 160,300

Series: 0854 1550  
 2210

Locality Area: Harrisburg-Lebanon, PA



# Special Pay Tables

Report Run On: January 06, 2016

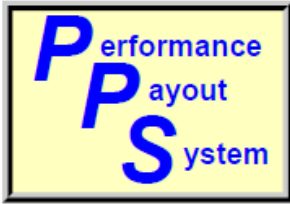
Page 134 of 296

PPS: HB999D01 OPM: 999D PROFESSIONAL Path: ZP Effective:10-Jan-16  
 Prev. Yr Rate: Curr. Yr Rate: 0.1447 Loc. Diff: 0.0 Gen. Inc. 1.00 Issued:23-Dec-15

Band:	I	II	III	IV	V
Gs Range:	1-6	7-10	11-12	13-14	15-15
Interval					
01	0 - 0	48,312 - 55,169	63,728 - 74,021	84,532 - 104,677	117,499 - 133,167
02	40,415 - 45,529	55,170 - 66,489	74,022 - 85,056	104,678 - 119,786	133,168 - 144,919
03	45,530 - 52,538	66,490 - 74,036	85,057 - 92,413	119,787 - 129,859	144,920 - 152,753
04	52,539 - 54,114	74,037 - 76,257	92,414 - 95,185	129,860 - 133,755	152,754 - 157,336
05	54,115 - 55,737	76,258 - 78,545	95,186 - 98,041	133,756 - 137,768	157,337 - 160,300

Series: 0854 1550  
 2210

Locality Area: Harrisburg-Lebanon, PA



# Special Pay Tables

Report Run On: January 06, 2016

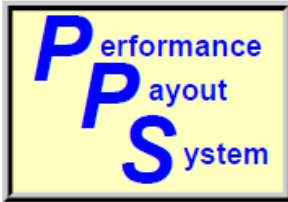
Page 135 of 296

PPS: HB999E01 OPM: 999E PROFESSIONAL Path: ZP Effective:10-Jan-16  
 Prev. Yr Rate: Curr. Yr Rate: 0.1447 Loc. Diff: 0.0 Gen. Inc. 1.00 Issued:23-Dec-15

Band:	I	II	III	IV	V
Gs Range:	1-6	7-10	11-12	13-14	15-15
Interval					
01	0 - 0	49,013 - 55,663	59,308 - 74,021	84,532 - 104,677	117,499 - 133,167
02	40,980 - 46,101	55,664 - 67,355	74,022 - 85,056	104,678 - 119,786	133,168 - 144,919
03	46,102 - 53,273	67,356 - 75,149	85,057 - 92,413	119,787 - 129,859	144,920 - 152,753
04	53,274 - 54,871	75,150 - 77,403	92,414 - 95,185	129,860 - 133,755	152,754 - 157,336
05	54,872 - 56,517	77,404 - 79,725	95,186 - 98,041	133,756 - 137,768	157,337 - 160,300

Series: 0854 1550  
 2210

Locality Area: Harrisburg-Lebanon, PA



# Special Pay Tables

Report Run On: January 06, 2016

Page 136 of 296

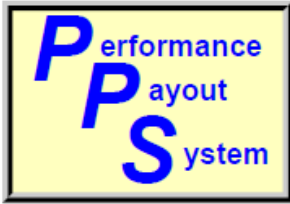
PPS: HB999F01 OPM: 999F PROFESSIONAL Path: ZP Effective:10-Jan-16  
 Prev. Yr Rate: Curr. Yr Rate: 0.1447 Loc. Diff: 0.0 Gen. Inc. 1.00 Issued:23-Dec-15

Band:	I	II	III	IV	V
Gs Range:	1-6	7-10	11-12	13-14	15-15
Interval					
01	0 - 0	50,413 - 56,653	59,308 - 74,021	84,532 - 104,677	117,499 - 133,167
02	42,110 - 47,244	56,654 - 69,087	74,022 - 85,056	104,678 - 119,786	133,168 - 144,919
03	47,245 - 54,743	69,088 - 77,376	85,057 - 92,413	119,787 - 129,859	144,920 - 152,753
04	54,744 - 56,385	77,377 - 79,697	92,414 - 95,185	129,860 - 133,755	152,754 - 157,336
05	56,386 - 58,077	79,698 - 82,088	95,186 - 98,041	133,756 - 137,768	157,337 - 160,300

Series: 0854 1550  
 2210

Locality Area: Harrisburg-Lebanon, PA





# Special Pay Tables

Report Run On: January 06, 2016

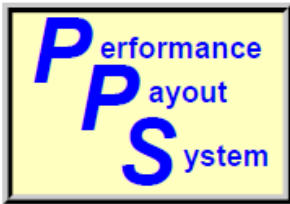
Page 137 of 296

PPS: HBLEO    OPM: LEO    ADMINISTRATIVE    Path: ZA    Effective:10-Jan-16  
 Prev. Yr Rate:    Curr. Yr Rate: 0.1447    Loc. Diff: 0.0    Gen. Inc. 1.00    Issued:23-Dec-15

Band:	I	II	III	IV	V
Gs Range:	1-6	7-10	11-12	13-14	15-15
Interval					
01	20,997 - 35,169	45,418 - 57,218	59,308 - 74,020	84,532 - 104,676	117,499 - 133,167
02	35,170 - 45,798	57,219 - 66,068	74,021 - 85,054	104,677 - 119,784	133,168 - 144,918
03	45,799 - 52,890	66,069 - 71,976	85,055 - 92,413	119,785 - 129,859	144,919 - 152,753
04	52,891 - 54,477	71,977 - 74,135	92,414 - 95,185	129,860 - 133,755	152,754 - 157,336
05	54,478 - 56,111	74,136 - 76,359	95,186 - 98,041	133,756 - 137,768	157,337 - 160,300

Series: 1811

Locality Area: Harrisburg-Lebanon, PA



# Special Pay Tables

Report Run On: January 06, 2016

Page 138 of 296

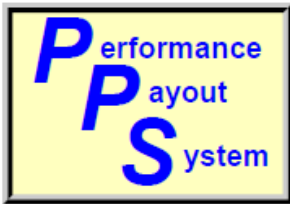
PPS: HI305H01 OPM: 305H PROFESSIONAL Path: ZP Effective:10-Jan-16  
 Prev. Yr Rate: 0.1651 Curr. Yr Rate: 0.1681 Loc. Diff: 1.00 Gen. Inc. 1.00 Issued:23-Dec-15

Band:	I	II	III	IV	V
Gs Range:	1-6	7-10	11-12	13-14	15-15
Interval					
01	0 - 0	45,562 - 56,642	63,974 - 76,454	86,260 - 106,817	119,901 - 135,890
02	37,723 - 41,969	56,643 - 68,454	76,455 - 88,405	106,818 - 122,235	135,891 - 147,882
03	41,970 - 47,838	68,455 - 76,328	88,406 - 96,372	122,236 - 132,514	147,883 - 155,876
04	47,839 - 49,273	76,329 - 78,618	96,373 - 99,263	132,515 - 136,489	155,877 - 160,300
05	49,274 - 50,751	78,619 - 80,977	99,264 - 102,241	136,490 - 140,584	160,300 - 160,300

Series: 0690

Counties: State of Hawaii 15 0000 000

Locality Area: Hawaii



# Special Pay Tables

Report Run On: January 06, 2016

Page 139 of 296

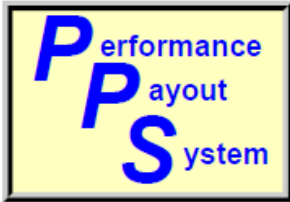
PPS: HI414H01 OPM: 414H PROFESSIONAL Path: ZP Effective:10-Jan-16  
 Prev. Yr Rate: 0.1651 Curr. Yr Rate: 0.1681 Loc. Diff: 1.00 Gen. Inc. 1.00 Issued:23-Dec-15

Band:	I	II	III	IV	V
Gs Range:	1-6	7-10	11-12	13-14	15-15
Interval					
01	0 - 0	51,397 - 57,326	67,428 - 76,454	86,260 - 106,817	119,901 - 135,890
02	41,491 - 44,734	57,327 - 69,650	76,455 - 88,405	106,818 - 122,235	135,891 - 147,882
03	44,735 - 51,394	69,651 - 77,866	88,406 - 96,372	122,236 - 132,514	147,883 - 155,876
04	51,395 - 52,936	77,867 - 80,202	96,373 - 99,263	132,515 - 136,489	155,877 - 160,300
05	52,937 - 54,524	80,203 - 82,608	99,264 - 102,241	136,490 - 140,584	160,300 - 160,300

**Series:** 0801 0808  
 0810 0819  
 0830 0861  
 0871 0896

**Counties:** State of Hawaii 15 0000 000

**Locality Area:** Hawaii



# Special Pay Tables

Report Run On: January 06, 2016

Page 140 of 296

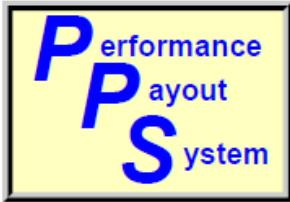
PPS: HI422H01 OPM: 422H PROFESSIONAL Path: ZP Effective:10-Jan-16  
 Prev. Yr Rate: 0.1651 Curr. Yr Rate: 0.1681 Loc. Diff: 1.00 Gen. Inc. 1.00 Issued:23-Dec-15

Band:	I	II	III	IV	V
Gs Range:	1-6	7-10	11-12	13-14	15-15
Interval					
01	0 - 0	51,397 - 57,326	69,155 - 78,294	86,260 - 106,817	119,901 - 135,890
02	41,491 - 44,734	57,327 - 69,650	78,295 - 91,625	106,818 - 122,235	135,891 - 147,882
03	44,735 - 51,394	69,651 - 77,866	91,626 - 100,512	122,236 - 132,514	147,883 - 155,876
04	51,395 - 52,936	77,867 - 80,202	100,513 - 103,527	132,515 - 136,489	155,877 - 160,300
05	52,937 - 54,524	80,203 - 82,608	103,528 - 106,633	136,490 - 140,584	160,300 - 160,300

Series: 0850 0855

Counties: State of Hawaii 15 0000 000

Locality Area: Hawaii



# Special Pay Tables

Report Run On: January 06, 2016

Page 141 of 296

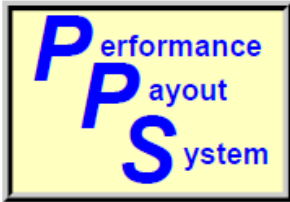
PPS: HI99AH01 OPM: 99AH PROFESSIONAL Path: ZP Effective:10-Jan-16  
 Prev. Yr Rate: 0.1651 Curr. Yr Rate: 0.1681 Loc. Diff: 1.00 Gen. Inc. 1.00 Issued:23-Dec-15

Band:	I	II	III	IV	V
Gs Range:	1-6	7-10	11-12	13-14	15-15
Interval					
01	0 - 0	51,397 - 59,040	69,328 - 79,122	86,260 - 106,817	119,901 - 135,890
02	41,492 - 46,713	59,041 - 72,650	79,123 - 93,074	106,818 - 122,235	135,891 - 147,882
03	46,714 - 53,938	72,651 - 81,723	93,075 - 102,375	122,236 - 132,514	147,883 - 155,876
04	53,939 - 55,556	81,724 - 84,175	102,376 - 105,446	132,515 - 136,489	155,877 - 160,300
05	55,557 - 57,223	84,176 - 86,700	105,447 - 108,609	136,490 - 140,584	160,300 - 160,300

Series: 0854 1550  
 2210

Counties: State of Hawaii 15 0000 000

Locality Area: Hawaii



# Special Pay Tables

Report Run On: January 06, 2016

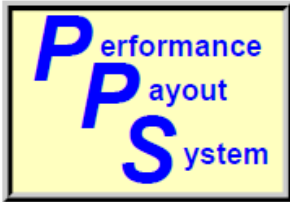
Page 142 of 296

PPS: HILEO      OPM: LEO      ADMINISTRATIVE      Path: ZA      Effective:10-Jan-16  
 Prev. Yr Rate: 0.1651      Curr. Yr Rate: 0.1681      Loc. Diff: 1.00      Gen. Inc.1.00      Issued:23-Dec-15

Band:	I	II	III	IV	V
Gs Range:	1-6	7-10	11-12	13-14	15-15
Interval					
01	21,426 - 35,890	46,347 - 58,391	60,520 - 75,532	86,260 - 106,816	119,901 - 135,889
02	35,891 - 46,738	58,392 - 67,424	75,533 - 86,791	106,817 - 122,233	135,890 - 147,880
03	46,739 - 53,971	67,425 - 73,448	86,792 - 94,302	122,234 - 132,514	147,881 - 155,876
04	53,972 - 55,590	73,449 - 75,651	94,303 - 97,131	132,515 - 136,489	155,877 - 160,300
05	55,591 - 57,258	75,652 - 77,921	97,132 - 100,045	136,490 - 140,584	160,300 - 160,300

Series: 1811

Locality Area: Hawaii



# Special Pay Tables

Report Run On: January 06, 2016

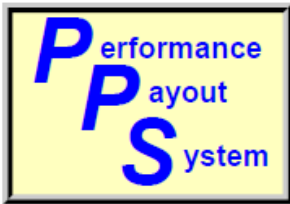
Page 143 of 296

PPS: HNT030501 OPM: 0305 PROFESSIONAL Path: ZP Effective:10-Jan-16  
 Prev. Yr Rate: 0.1602 Curr. Yr Rate: 0.1637 Loc. Diff: 1.00 Gen. Inc. 1.00 Issued:23-Dec-15

Band:	I	II	III	IV	V
Gs Range:	1-6	7-10	11-12	13-14	15-15
Interval					
01	32,972 - 33,040	40,740 - 54,341	60,292 - 75,250	85,935 - 106,415	119,449 - 135,378
02	33,041 - 41,811	54,342 - 64,542	75,251 - 86,468	106,416 - 121,775	135,379 - 147,325
03	41,812 - 47,658	64,543 - 71,342	86,469 - 93,947	121,776 - 132,015	147,326 - 155,289
04	47,659 - 49,088	71,343 - 73,482	93,948 - 96,765	132,016 - 135,975	155,290 - 159,948
05	49,089 - 50,561	73,483 - 75,686	96,766 - 99,668	135,976 - 140,054	159,949 - 160,300

Series: 0690

Locality Area: Huntsville-Decatur-Albertville, AL



# Special Pay Tables

Report Run On: January 06, 2016

Page 144 of 296

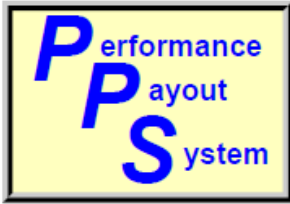
PPS: HNT041401 OPM: 0414 PROFESSIONAL Path: ZP Effective:10-Jan-16  
 Prev. Yr Rate: 0.1602 Curr. Yr Rate: 0.1637 Loc. Diff: 1.00 Gen. Inc.1.00 Issued:23-Dec-15

Band:	I	II	III	IV	V
Gs Range:	1-6	7-10	11-12	13-14	15-15
Interval					
01	0 - 0	45,512 - 54,341	60,292 - 75,250	85,935 - 106,415	119,449 - 135,378
02	36,740 - 41,811	54,342 - 64,542	75,251 - 86,468	106,416 - 121,775	135,379 - 147,325
03	41,812 - 47,658	64,543 - 71,342	86,469 - 93,947	121,776 - 132,015	147,326 - 155,289
04	47,659 - 49,088	71,343 - 73,482	93,948 - 96,765	132,016 - 135,975	155,290 - 159,948
05	49,089 - 50,561	73,483 - 75,686	96,766 - 99,668	135,976 - 140,054	159,949 - 160,300

**Series:** 0801 0808  
 0810 0819  
 0830 0861  
 0871 0896

Locality Area: Huntsville-Decatur-Albertville, AL





# Special Pay Tables

Report Run On: January 06, 2016

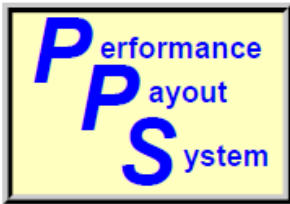
Page 145 of 296

PPS: HNT042201 OPM: 0422 PROFESSIONAL Path: ZP Effective:10-Jan-16  
 Prev. Yr Rate: 0.1602 Curr. Yr Rate: 0.1637 Loc. Diff: 1.00 Gen. Inc. 1.00 Issued:23-Dec-15

Band:	I	II	III	IV	V
Gs Range:	1-6	7-10	11-12	13-14	15-15
Interval					
01	0 - 0	45,512 - 54,341	60,446 - 75,250	85,935 - 106,415	119,449 - 135,378
02	36,740 - 41,811	54,342 - 64,542	75,251 - 86,468	106,416 - 121,775	135,379 - 147,325
03	41,812 - 47,658	64,543 - 71,342	86,469 - 93,947	121,776 - 132,015	147,326 - 155,289
04	47,659 - 49,088	71,343 - 73,482	93,948 - 96,765	132,016 - 135,975	155,290 - 159,948
05	49,089 - 50,561	73,483 - 75,686	96,766 - 99,668	135,976 - 140,054	159,949 - 160,300

Series: 0850 0855

Locality Area: Huntsville-Decatur-Albertville, AL



# Special Pay Tables

Report Run On: January 06, 2016

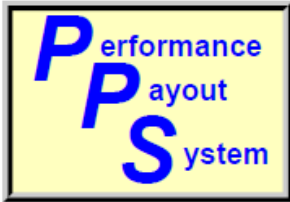
Page 146 of 296

PPS: HNT999B01 OPM: 999B PROFESSIONAL Path: ZP Effective:10-Jan-16  
 Prev. Yr Rate: 0.1602 Curr. Yr Rate: 0.1637 Loc. Diff: 1.00 Gen. Inc. 1.00 Issued:23-Dec-15

Band:	I	II	III	IV	V
Gs Range:	1-6	7-10	11-12	13-14	15-15
Interval					
01	0 - 0	46,562 - 54,796	61,137 - 75,250	85,935 - 106,415	119,449 - 135,378
02	39,002 - 44,178	54,797 - 65,338	75,251 - 86,468	106,416 - 121,775	135,379 - 147,325
03	44,179 - 50,701	65,339 - 72,366	86,469 - 93,947	121,776 - 132,015	147,326 - 155,289
04	50,702 - 52,222	72,367 - 74,537	93,948 - 96,765	132,016 - 135,975	155,290 - 159,948
05	52,223 - 53,789	74,538 - 76,773	96,766 - 99,668	135,976 - 140,054	159,949 - 160,300

Series: 0854 1550  
 2210

Locality Area: Huntsville-Decatur-Albertville, AL



# Special Pay Tables

Report Run On: January 06, 2016

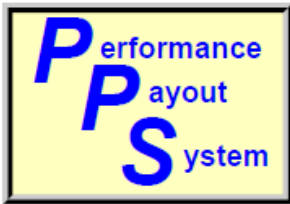
Page 147 of 296

PPS: HNTLEO OPM: LEO ADMINISTRATIVE Path: ZA Effective:10-Jan-16  
 Prev. Yr Rate: 0.1602 Curr. Yr Rate: 0.1637 Loc. Diff: 1.00 Gen. Inc.1.00 Issued:23-Dec-15

Band:	I	II	III	IV	V
Gs Range:	1-6	7-10	11-12	13-14	15-15
Interval					
01	21,346 - 35,754	46,172 - 58,168	60,292 - 75,248	85,935 - 106,415	119,449 - 135,377
02	35,755 - 46,560	58,169 - 67,165	75,249 - 86,465	106,416 - 121,775	135,378 - 147,323
03	46,561 - 53,768	67,166 - 73,171	86,466 - 93,947	121,776 - 132,015	147,324 - 155,289
04	53,769 - 55,381	73,172 - 75,366	93,948 - 96,765	132,016 - 135,975	155,290 - 159,948
05	55,382 - 57,042	75,367 - 77,627	96,766 - 99,668	135,976 - 140,054	159,949 - 160,300

Series: 1811

Locality Area: Huntsville-Decatur-Albertville, AL



# Special Pay Tables

Report Run On: January 06, 2016

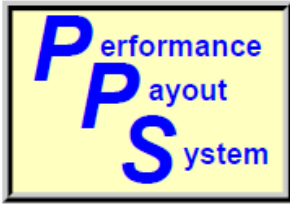
Page 148 of 296

PPS: HOU041401 OPM: 0414 PROFESSIONAL Path: ZP Effective:10-Jan-16  
 Prev. Yr Rate: 0.2871 Curr. Yr Rate: 0.2911 Loc. Diff: 1.00 Gen. Inc. 1.00 Issued:23-Dec-15

Band:	I	II	III	IV	V
Gs Range:	1-6	7-10	11-12	13-14	15-15
Interval					
01	0 - 0	45,512 - 60,290	66,893 - 83,488	95,343 - 118,065	132,526 - 144,870
02	36,740 - 46,389	60,291 - 71,607	83,489 - 95,934	118,066 - 135,107	144,871 - 154,128
03	46,390 - 52,876	71,608 - 79,152	95,935 - 104,232	135,108 - 146,468	154,129 - 160,300
04	52,877 - 54,462	79,153 - 81,527	104,233 - 107,359	146,469 - 150,862	160,300 - 160,300
05	54,463 - 56,096	81,528 - 83,973	107,360 - 110,580	150,863 - 155,388	160,300 - 160,300

**Series:** 0801 0808  
 0810 0819  
 0830 0861  
 0871 0896

Locality Area: Houston-The Woodlands, TX



# Special Pay Tables

Report Run On: January 06, 2016

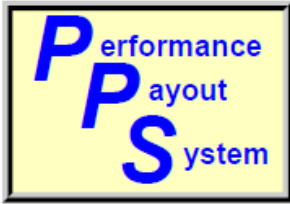
Page 149 of 296

PPS: HOU042201 OPM: 0422 PROFESSIONAL Path: ZP Effective: 10-Jan-16  
 Prev. Yr Rate: 0.2871 Curr. Yr Rate: 0.2911 Loc. Diff: 1.00 Gen. Inc. 1.00 Issued: 23-Dec-15

Band:	I	II	III	IV	V
Gs Range:	1-6	7-10	11-12	13-14	15-15
Interval					
01	0 - 0	45,512 - 60,290	66,893 - 83,488	95,343 - 118,065	132,526 - 144,870
02	36,740 - 46,389	60,291 - 71,607	83,489 - 95,934	118,066 - 135,107	144,871 - 154,128
03	46,390 - 52,876	71,608 - 79,152	95,935 - 104,232	135,108 - 146,468	154,129 - 160,300
04	52,877 - 54,462	79,153 - 81,527	104,233 - 107,359	146,469 - 150,862	160,300 - 160,300
05	54,463 - 56,096	81,528 - 83,973	107,360 - 110,580	150,863 - 155,388	160,300 - 160,300

Series: 0850 0855

Locality Area: Houston-The Woodlands, TX



# Special Pay Tables

Report Run On: January 06, 2016

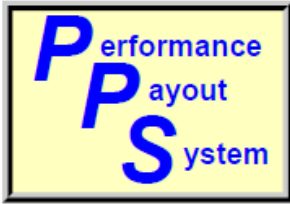
Page 150 of 296

PPS: HOU983C03 OPM: 983C CLERICAL AND SUPPORT Path: ZS Effective:10-Jan-16  
 Prev. Yr Rate: 0.2871 Curr. Yr Rate: 0.2911 Loc. Diff: 1.00 Gen. Inc. 1.00 Issued:23-Dec-15

Band:	I	II	III	IV	V
Gs Range:	1-2	3-4	5-6	7-8	9-10
Interval					
01	23,683 - 28,053	34,608 - 36,135	38,719 - 45,208	47,962 - 54,679	55,289 - 65,895
02	28,054 - 31,331	36,136 - 41,447	45,209 - 51,747	54,680 - 61,788	65,896 - 73,849
03	31,332 - 33,516	41,448 - 44,989	51,748 - 56,107	61,789 - 66,527	73,850 - 79,152
04	33,517 - 34,521	44,990 - 46,339	56,108 - 57,790	66,528 - 68,523	79,153 - 81,527
05	34,522 - 35,557	46,340 - 47,729	57,791 - 59,524	68,524 - 70,579	81,528 - 83,973

Series: 0083

Locality Area: Houston-The Woodlands, TX



# Special Pay Tables

Report Run On: January 06, 2016

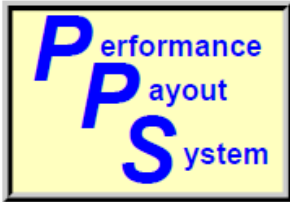
Page 151 of 296

PPS: HOU999E01 OPM: 999E PROFESSIONAL Path: ZP Effective:10-Jan-16  
 Prev. Yr Rate: 0.2871 Curr. Yr Rate: 0.2911 Loc. Diff: 1.00 Gen. Inc. 1.00 Issued:23-Dec-15

Band:	I	II	III	IV	V
Gs Range:	1-6	7-10	11-12	13-14	15-15
Interval					
01	0 - 0	49,013 - 60,290	66,893 - 83,488	95,343 - 118,065	132,526 - 144,870
02	40,980 - 46,697	60,291 - 71,607	83,489 - 95,934	118,066 - 135,107	144,871 - 154,128
03	46,698 - 53,273	71,608 - 79,152	95,935 - 104,232	135,108 - 146,468	154,129 - 160,300
04	53,274 - 54,871	79,153 - 81,527	104,233 - 107,359	146,469 - 150,862	160,300 - 160,300
05	54,872 - 56,517	81,528 - 83,973	107,360 - 110,580	150,863 - 155,388	160,300 - 160,300

Series: 0854 1550  
 2210

Locality Area: Houston-The Woodlands, TX



# Special Pay Tables

Report Run On: January 06, 2016

Page 152 of 296

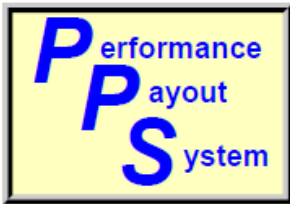
PPS: HOULEO OPM: LEO ADMINISTRATIVE Path: ZA Effective:10-Jan-16  
 Prev. Yr Rate: 0.2871 Curr. Yr Rate: 0.2911 Loc. Diff: 1.00 Gen. Inc.1.00 Issued:23-Dec-15

Band:	I	II	III	IV	V
Gs Range:	1-6	7-10	11-12	13-14	15-15
Interval					
01	23,683 - 39,667	51,227 - 64,539	66,893 - 83,485	95,343 - 118,063	132,526 - 144,870
02	39,668 - 51,655	64,540 - 74,523	83,486 - 95,929	118,064 - 135,103	144,871 - 154,128
03	51,656 - 59,654	74,524 - 81,182	95,930 - 104,232	135,104 - 146,468	154,129 - 160,300
04	59,655 - 61,444	81,183 - 83,617	104,233 - 107,359	146,469 - 150,862	160,300 - 160,300
05	61,445 - 63,287	83,618 - 86,126	107,360 - 110,580	150,863 - 155,388	160,300 - 160,300

Series: 1811

Locality Area: Houston-The Woodlands, TX





# Special Pay Tables

Report Run On: January 06, 2016

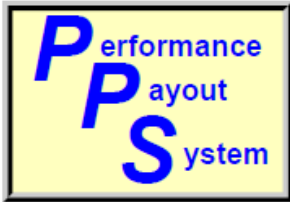
Page 153 of 296

PPS: IND030501 OPM: 0305 PROFESSIONAL Path: ZP Effective:10-Jan-16  
 Prev. Yr Rate: 0.1468 Curr. Yr Rate: 0.1492 Loc. Diff: 1.00 Gen. Inc.1.00 Issued:23-Dec-15

Band:	I	II	III	IV	V
Gs Range:	1-6	7-10	11-12	13-14	15-15
Interval					
01	0 - 0	40,232 - 53,664	59,541 - 74,312	84,864 - 105,089	117,961 - 133,691
02	32,972 - 41,290	53,665 - 63,737	74,313 - 85,390	105,090 - 120,258	133,692 - 145,489
03	41,291 - 47,064	63,738 - 70,453	85,391 - 92,776	120,259 - 130,370	145,490 - 153,354
04	47,065 - 48,476	70,454 - 72,567	92,777 - 95,559	130,371 - 134,281	153,355 - 157,955
05	48,477 - 49,930	72,568 - 74,744	95,560 - 98,426	134,282 - 138,309	157,956 - 160,300

Series: 0690

Locality Area: Indianapolis-Carmel-Muncie, IN



# Special Pay Tables

Report Run On: January 06, 2016

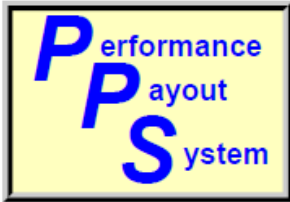
Page 154 of 296

PPS: IND041401 OPM: 0414 PROFESSIONAL Path: ZP Effective:10-Jan-16  
 Prev. Yr Rate: 0.1468 Curr. Yr Rate: 0.1492 Loc. Diff: 1.00 Gen. Inc.1.00 Issued:23-Dec-15

Band:	I	II	III	IV	V
Gs Range:	1-6	7-10	11-12	13-14	15-15
Interval					
01	0 - 0	45,512 - 53,664	59,541 - 74,312	84,864 - 105,089	117,961 - 133,691
02	36,740 - 41,290	53,665 - 63,737	74,313 - 85,390	105,090 - 120,258	133,692 - 145,489
03	41,291 - 47,064	63,738 - 70,453	85,391 - 92,776	120,259 - 130,370	145,490 - 153,354
04	47,065 - 48,476	70,454 - 72,567	92,777 - 95,559	130,371 - 134,281	153,355 - 157,955
05	48,477 - 49,930	72,568 - 74,744	95,560 - 98,426	134,282 - 138,309	157,956 - 160,300

Series: 0801 0808  
 0810 0819  
 0830 0861  
 0871 0896

Locality Area: Indianapolis-Carmel-Muncie, IN



# Special Pay Tables

Report Run On: January 06, 2016

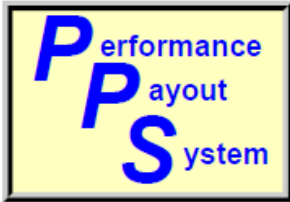
Page 155 of 296

PPS: IND042201 OPM: 0422 PROFESSIONAL Path: ZP Effective:10-Jan-16  
 Prev. Yr Rate: 0.1468 Curr. Yr Rate: 0.1492 Loc. Diff: 1.00 Gen. Inc. 1.00 Issued:23-Dec-15

Band:	I	II	III	IV	V
Gs Range:	1-6	7-10	11-12	13-14	15-15
Interval					
01	0 - 0	45,512 - 53,664	60,446 - 74,312	84,864 - 105,089	117,961 - 133,691
02	36,740 - 41,290	53,665 - 63,737	74,313 - 85,390	105,090 - 120,258	133,692 - 145,489
03	41,291 - 47,064	63,738 - 70,453	85,391 - 92,776	120,259 - 130,370	145,490 - 153,354
04	47,065 - 48,476	70,454 - 72,567	92,777 - 95,559	130,371 - 134,281	153,355 - 157,955
05	48,477 - 49,930	72,568 - 74,744	95,560 - 98,426	134,282 - 138,309	157,956 - 160,300

Series: 0850 0855

Locality Area: Indianapolis-Carmel-Muncie, IN



# Special Pay Tables

Report Run On: January 06, 2016

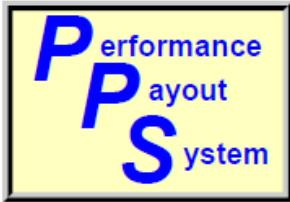
Page 156 of 296

PPS: IND999B01 OPM: 999B PROFESSIONAL Path: ZP Effective:10-Jan-16  
 Prev. Yr Rate: 0.1468 Curr. Yr Rate: 0.1492 Loc. Diff: 1.00 Gen. Inc. 1.00 Issued:23-Dec-15

Band:	I	II	III	IV	V
Gs Range:	1-6	7-10	11-12	13-14	15-15
Interval					
01	0 - 0	46,562 - 54,514	61,137 - 74,312	84,864 - 105,089	117,961 - 133,691
02	39,002 - 44,119	54,515 - 65,225	74,313 - 85,390	105,090 - 120,258	133,692 - 145,489
03	44,120 - 50,701	65,226 - 72,366	85,391 - 92,776	120,259 - 130,370	145,490 - 153,354
04	50,702 - 52,222	72,367 - 74,537	92,777 - 95,559	130,371 - 134,281	153,355 - 157,955
05	52,223 - 53,789	74,538 - 76,773	95,560 - 98,426	134,282 - 138,309	157,956 - 160,300

Series: 0854 1550  
 2210

Locality Area: Indianapolis-Carmel-Muncie, IN



# Special Pay Tables

Report Run On: January 06, 2016

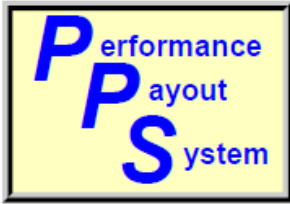
Page 157 of 296

PPS: INDLEO    OPM: LEO    ADMINISTRATIVE    Path: ZA    Effective:10-Jan-16  
 Prev. Yr Rate: 0.1468    Curr. Yr Rate: 0.1492    Loc. Diff: 1.00    Gen. Inc. 1.00    Issued:23-Dec-15

Band:	I	II	III	IV	V
Gs Range:	1-6	7-10	11-12	13-14	15-15
Interval					
01	21,080 - 35,308	45,597 - 57,445	59,541 - 74,309	84,864 - 105,088	117,961 - 133,689
02	35,309 - 45,979	57,446 - 66,331	74,310 - 85,385	105,089 - 120,256	133,690 - 145,485
03	45,980 - 53,098	66,332 - 72,259	85,386 - 92,776	120,257 - 130,370	145,486 - 153,354
04	53,099 - 54,691	72,260 - 74,427	92,777 - 95,559	130,371 - 134,281	153,355 - 157,955
05	54,692 - 56,332	74,428 - 76,660	95,560 - 98,426	134,282 - 138,309	157,956 - 160,300

Series: 1811

Locality Area: Indianapolis-Carmel-Muncie, IN



# Special Pay Tables

Report Run On: January 06, 2016

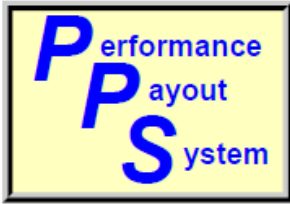
Page 158 of 296

PPS: KC030501 OPM: 0305 PROFESSIONAL Path: ZP Effective:10-Jan-16  
 Prev. Yr Rate: Curr. Yr Rate: 0.1449 Loc. Diff: 0.0 Gen. Inc. 1.00 Issued:23-Dec-15

Band:	I	II	III	IV	V
Gs Range:	1-6	7-10	11-12	13-14	15-15
Interval					
01	0 - 0	40,082 - 53,463	59,318 - 74,034	84,546 - 104,695	117,519 - 133,191
02	32,972 - 41,135	53,464 - 63,499	74,035 - 85,071	104,696 - 119,807	133,192 - 144,944
03	41,136 - 46,888	63,500 - 70,189	85,072 - 92,429	119,808 - 129,882	144,945 - 152,780
04	46,889 - 48,295	70,190 - 72,295	92,430 - 95,202	129,883 - 133,778	152,781 - 157,363
05	48,296 - 49,744	72,296 - 74,464	95,203 - 98,058	133,779 - 137,791	157,364 - 160,300

Series: 0690

Locality Area: Kansas City-Overland Park-Kansas City, MO-KS



# Special Pay Tables

Report Run On: January 06, 2016

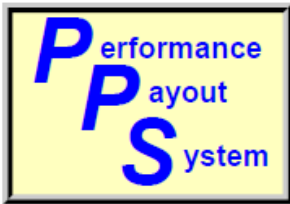
Page 159 of 296

PPS: KC041401 OPM: 0414 PROFESSIONAL Path: ZP Effective:10-Jan-16  
 Prev. Yr Rate: Curr. Yr Rate: 0.1449 Loc. Diff: 0.0 Gen. Inc. 1.00 Issued:23-Dec-15

Band:	I	II	III	IV	V
Gs Range:	1-6	7-10	11-12	13-14	15-15
Interval					
01	0 - 0	45,512 - 53,463	59,318 - 74,034	84,546 - 104,695	117,519 - 133,191
02	36,740 - 41,135	53,464 - 63,499	74,035 - 85,071	104,696 - 119,807	133,192 - 144,944
03	41,136 - 46,888	63,500 - 70,189	85,072 - 92,429	119,808 - 129,882	144,945 - 152,780
04	46,889 - 48,295	70,190 - 72,295	92,430 - 95,202	129,883 - 133,778	152,781 - 157,363
05	48,296 - 49,744	72,296 - 74,464	95,203 - 98,058	133,779 - 137,791	157,364 - 160,300

**Series:** 0801 0808  
 0810 0819  
 0830 0861  
 0871 0896

Locality Area: Kansas City-Overland Park-Kansas City, MO-KS



# Special Pay Tables

Report Run On: January 06, 2016

Page 160 of 296

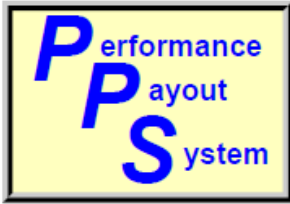
PPS: KC042201 OPM: 0422 PROFESSIONAL Path: ZP Effective:10-Jan-16  
 Prev. Yr Rate: Curr. Yr Rate: 0.1449 Loc. Diff: 0.0 Gen. Inc. 1.00 Issued:23-Dec-15

Band:	I	II	III	IV	V
Gs Range:	1-6	7-10	11-12	13-14	15-15
Interval					
01	0 - 0	45,512 - 53,463	60,446 - 74,034	84,546 - 104,695	117,519 - 133,191
02	36,740 - 41,135	53,464 - 63,499	74,035 - 85,071	104,696 - 119,807	133,192 - 144,944
03	41,136 - 46,888	63,500 - 70,189	85,072 - 92,429	119,808 - 129,882	144,945 - 152,780
04	46,889 - 48,295	70,190 - 72,295	92,430 - 95,202	129,883 - 133,778	152,781 - 157,363
05	48,296 - 49,744	72,296 - 74,464	95,203 - 98,058	133,779 - 137,791	157,364 - 160,300

Series: 0850 0855

Locality Area: Kansas City-Overland Park-Kansas City, MO-KS





# Special Pay Tables

Report Run On: January 06, 2016

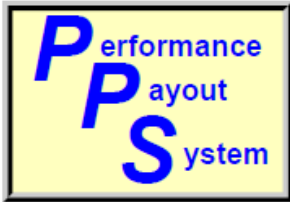
Page 161 of 296

PPS: KC999B01 OPM: 999B PROFESSIONAL Path: ZP Effective:10-Jan-16  
 Prev. Yr Rate: Curr. Yr Rate: 0.1449 Loc. Diff: 0.0 Gen. Inc. 1.00 Issued:23-Dec-15

Band:	I	II	III	IV	V
Gs Range:	1-6	7-10	11-12	13-14	15-15
Interval					
01	0 - 0	46,562 - 54,430	61,137 - 74,034	84,546 - 104,695	117,519 - 133,191
02	39,002 - 44,101	54,431 - 65,192	74,035 - 85,071	104,696 - 119,807	133,192 - 144,944
03	44,102 - 50,701	65,193 - 72,366	85,072 - 92,429	119,808 - 129,882	144,945 - 152,780
04	50,702 - 52,222	72,367 - 74,537	92,430 - 95,202	129,883 - 133,778	152,781 - 157,363
05	52,223 - 53,789	74,538 - 76,773	95,203 - 98,058	133,779 - 137,791	157,364 - 160,300

Series: 0854 1550  
 2210

Locality Area: Kansas City-Overland Park-Kansas City, MO-KS



# Special Pay Tables

Report Run On: January 06, 2016

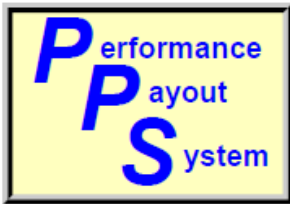
Page 162 of 296

PPS: KC999C01 OPM: 999C PROFESSIONAL Path: ZP Effective:10-Jan-16  
 Prev. Yr Rate: Curr. Yr Rate: 0.1449 Loc. Diff: 0.0 Gen. Inc. 1.00 Issued:23-Dec-15

Band:	I	II	III	IV	V
Gs Range:	1-6	7-10	11-12	13-14	15-15
Interval					
01	0 - 0	47,262 - 54,430	62,173 - 74,034	84,546 - 104,695	117,519 - 133,191
02	39,567 - 44,673	54,431 - 65,192	74,035 - 85,071	104,696 - 119,807	133,192 - 144,944
03	44,674 - 51,436	65,193 - 72,366	85,072 - 92,429	119,808 - 129,882	144,945 - 152,780
04	51,437 - 52,979	72,367 - 74,537	92,430 - 95,202	129,883 - 133,778	152,781 - 157,363
05	52,980 - 54,568	74,538 - 76,773	95,203 - 98,058	133,779 - 137,791	157,364 - 160,300

Series: 0854 1550  
 2210

Locality Area: Kansas City-Overland Park-Kansas City, MO-KS



# Special Pay Tables

Report Run On: January 06, 2016

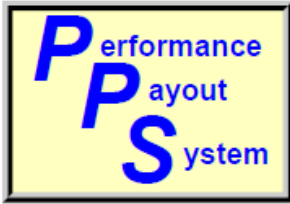
Page 163 of 296

PPS: KC999D01 OPM: 999D PROFESSIONAL Path: ZP Effective:10-Jan-16  
 Prev. Yr Rate: Curr. Yr Rate: 0.1449 Loc. Diff: 0.0 Gen. Inc. 1.00 Issued:23-Dec-15

Band:	I	II	III	IV	V
Gs Range:	1-6	7-10	11-12	13-14	15-15
Interval					
01	0 - 0	48,312 - 55,173	63,728 - 74,034	84,546 - 104,695	117,519 - 133,191
02	40,415 - 45,530	55,174 - 66,491	74,035 - 85,071	104,696 - 119,807	133,192 - 144,944
03	45,531 - 52,538	66,492 - 74,036	85,072 - 92,429	119,808 - 129,882	144,945 - 152,780
04	52,539 - 54,114	74,037 - 76,257	92,430 - 95,202	129,883 - 133,778	152,781 - 157,363
05	54,115 - 55,737	76,258 - 78,545	95,203 - 98,058	133,779 - 137,791	157,364 - 160,300

Series: 0854 1550  
 2210

Locality Area: Kansas City-Overland Park-Kansas City, MO-KS



# Special Pay Tables

Report Run On: January 06, 2016

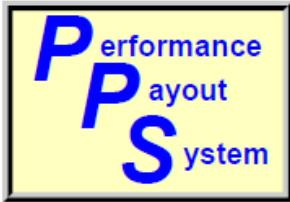
Page 164 of 296

PPS: KC999E01 OPM: 999E PROFESSIONAL Path: ZP Effective:10-Jan-16  
 Prev. Yr Rate: Curr. Yr Rate: 0.1449 Loc. Diff: 0.0 Gen. Inc. 1.00 Issued:23-Dec-15

Band:	I	II	III	IV	V
Gs Range:	1-6	7-10	11-12	13-14	15-15
Interval					
01	0 - 0	49,013 - 55,667	59,318 - 74,034	84,546 - 104,695	117,519 - 133,191
02	40,980 - 46,101	55,668 - 67,356	74,035 - 85,071	104,696 - 119,807	133,192 - 144,944
03	46,102 - 53,273	67,357 - 75,149	85,072 - 92,429	119,808 - 129,882	144,945 - 152,780
04	53,274 - 54,871	75,150 - 77,403	92,430 - 95,202	129,883 - 133,778	152,781 - 157,363
05	54,872 - 56,517	77,404 - 79,725	95,203 - 98,058	133,779 - 137,791	157,364 - 160,300

Series: 0854 1550  
 2210

Locality Area: Kansas City-Overland Park-Kansas City, MO-KS



# Special Pay Tables

Report Run On: January 06, 2016

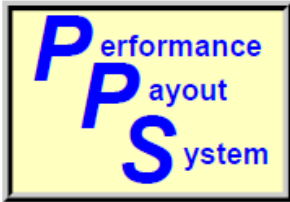
Page 165 of 296

PPS: KC999F01 OPM: 999F PROFESSIONAL Path: ZP Effective:10-Jan-16  
 Prev. Yr Rate: Curr. Yr Rate: 0.1449 Loc. Diff: 0.0 Gen. Inc. 1.00 Issued:23-Dec-15

Band:	I	II	III	IV	V
Gs Range:	1-6	7-10	11-12	13-14	15-15
Interval					
01	0 - 0	50,413 - 56,657	59,318 - 74,034	84,546 - 104,695	117,519 - 133,191
02	42,110 - 47,245	56,658 - 69,088	74,035 - 85,071	104,696 - 119,807	133,192 - 144,944
03	47,246 - 54,743	69,089 - 77,376	85,072 - 92,429	119,808 - 129,882	144,945 - 152,780
04	54,744 - 56,385	77,377 - 79,697	92,430 - 95,202	129,883 - 133,778	152,781 - 157,363
05	56,386 - 58,077	79,698 - 82,088	95,203 - 98,058	133,779 - 137,791	157,364 - 160,300

Series: 0854 1550  
 2210

Locality Area: Kansas City-Overland Park-Kansas City, MO-KS



# Special Pay Tables

Report Run On: January 06, 2016

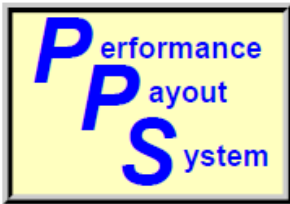
Page 166 of 296

PPS: KCLEO    OPM: LEO    ADMINISTRATIVE    Path: ZA    Effective:10-Jan-16  
 Prev. Yr Rate:    Curr. Yr Rate: 0.1449    Loc. Diff: 0.0    Gen. Inc. 1.00    Issued:23-Dec-15

Band:	I	II	III	IV	V
Gs Range:	1-6	7-10	11-12	13-14	15-15
Interval					
01	21,001 - 35,177	45,426 - 57,230	59,318 - 74,034	84,546 - 104,694	117,519 - 133,187
02	35,178 - 45,809	57,231 - 66,083	74,035 - 85,071	104,695 - 119,805	133,188 - 144,938
03	45,810 - 52,899	66,084 - 71,989	85,072 - 92,429	119,806 - 129,882	144,939 - 152,780
04	52,900 - 54,486	71,990 - 74,149	92,430 - 95,202	129,883 - 133,778	152,781 - 157,363
05	54,487 - 56,121	74,150 - 76,373	95,203 - 98,058	133,779 - 137,791	157,364 - 160,300

Series: 1811

Locality Area: Kansas City-Overland Park-Kansas City, MO-KS



# Special Pay Tables

Report Run On: January 06, 2016

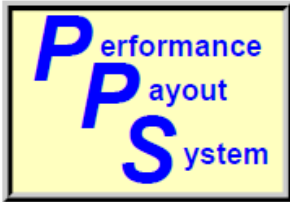
Page 167 of 296

PPS: LA041401 OPM: 0414 PROFESSIONAL Path: ZP Effective:10-Jan-16  
 Prev. Yr Rate: 0.2716 Curr. Yr Rate: 0.2765 Loc. Diff: 1.00 Gen. Inc.1.00 Issued:23-Dec-15

Band:	I	II	III	IV	V
Gs Range:	1-6	7-10	11-12	13-14	15-15
Interval					
01	0 - 0	45,512 - 59,608	66,137 - 82,544	94,264 - 116,729	131,028 - 144,038
02	36,740 - 45,864	59,609 - 70,797	82,545 - 94,849	116,730 - 133,578	144,039 - 153,795
03	45,865 - 52,278	70,798 - 78,257	94,850 - 103,053	133,579 - 144,811	153,796 - 160,300
04	52,279 - 53,846	78,258 - 80,605	103,054 - 106,145	144,812 - 149,155	160,300 - 160,300
05	53,847 - 55,461	80,606 - 83,023	106,146 - 109,329	149,156 - 153,630	160,300 - 160,300

**Series:** 0801 0808  
 0810 0819  
 0830 0861  
 0871 0896

Locality Area: Los Angeles-Long Beach, CA



# Special Pay Tables

Report Run On: January 06, 2016

Page 168 of 296

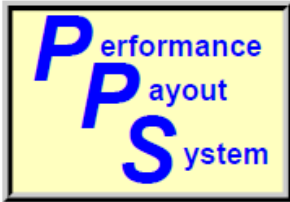
PPS: LA042201 OPM: 0422 PROFESSIONAL Path: ZP Effective:10-Jan-16  
 Prev. Yr Rate: 0.2716 Curr. Yr Rate: 0.2765 Loc. Diff: 1.00 Gen. Inc. 1.00 Issued:23-Dec-15

Band:	I	II	III	IV	V
Gs Range:	1-6	7-10	11-12	13-14	15-15
Interval					
01	0 - 0	45,512 - 59,608	66,137 - 82,544	94,264 - 116,729	131,028 - 144,038
02	36,740 - 45,864	59,609 - 70,797	82,545 - 94,849	116,730 - 133,578	144,039 - 153,795
03	45,865 - 52,278	70,798 - 78,257	94,850 - 103,053	133,579 - 144,811	153,796 - 160,300
04	52,279 - 53,846	78,258 - 80,605	103,054 - 106,145	144,812 - 149,155	160,300 - 160,300
05	53,847 - 55,461	80,606 - 83,023	106,146 - 109,329	149,156 - 153,630	160,300 - 160,300

Series: 0850 0855

Locality Area: Los Angeles-Long Beach, CA





# Special Pay Tables

Report Run On: January 06, 2016

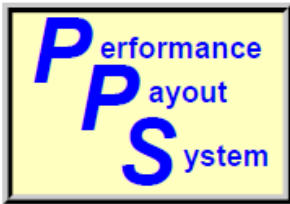
Page 169 of 296

PPS: LA999E01 OPM: 999E PROFESSIONAL Path: ZP Effective:10-Jan-16  
 Prev. Yr Rate: 0.2716 Curr. Yr Rate: 0.2765 Loc. Diff: 1.00 Gen. Inc.1.00 Issued:23-Dec-15

Band:	I	II	III	IV	V
Gs Range:	1-6	7-10	11-12	13-14	15-15
Interval					
01	0 - 0	49,013 - 59,608	66,137 - 82,544	94,264 - 116,729	131,028 - 144,038
02	40,980 - 46,638	59,609 - 70,797	82,545 - 94,849	116,730 - 133,578	144,039 - 153,795
03	46,639 - 53,273	70,798 - 78,257	94,850 - 103,053	133,579 - 144,811	153,796 - 160,300
04	53,274 - 54,871	78,258 - 80,605	103,054 - 106,145	144,812 - 149,155	160,300 - 160,300
05	54,872 - 56,517	80,606 - 83,023	106,146 - 109,329	149,156 - 153,630	160,300 - 160,300

Series: 0854 1550  
 2210

Locality Area: Los Angeles-Long Beach, CA



# Special Pay Tables

Report Run On: January 06, 2016

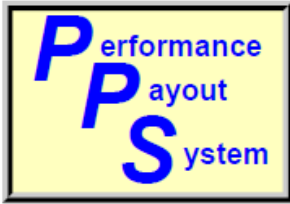
Page 170 of 296

PPS: LALEO    OPM: LEO    ADMINISTRATIVE    Path: ZA    Effective:10-Jan-16  
 Prev. Yr Rate: 0.2716    Curr. Yr Rate: 0.2765    Loc. Diff: 1.00    Gen. Inc. 1.00    Issued:23-Dec-15

Band:	I	II	III	IV	V
Gs Range:	1-6	7-10	11-12	13-14	15-15
Interval					
01	23,415 - 39,219	50,648 - 63,808	66,137 - 82,541	94,264 - 116,728	131,028 - 144,036
02	39,220 - 51,072	63,809 - 73,678	82,542 - 94,844	116,729 - 133,576	144,037 - 153,792
03	51,073 - 58,979	73,679 - 80,264	94,845 - 103,053	133,577 - 144,811	153,793 - 160,300
04	58,980 - 60,748	80,265 - 82,672	103,054 - 106,145	144,812 - 149,155	160,300 - 160,300
05	60,749 - 62,570	82,673 - 85,152	106,146 - 109,329	149,156 - 153,630	160,300 - 160,300

Series: 1811

Locality Area: Los Angeles-Long Beach, CA



# Special Pay Tables

Report Run On: January 06, 2016

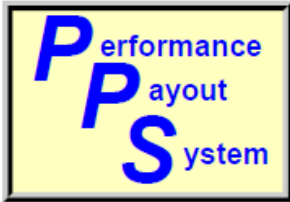
Page 171 of 296

PPS: LR030501 OPM: 0305 PROFESSIONAL Path: ZP Effective:10-Jan-16  
 Prev. Yr Rate: Curr. Yr Rate: 0.1459 Loc. Diff: 0.0 Gen. Inc. 1.00 Issued:23-Dec-15

Band:	I	II	III	IV	V
Gs Range:	1-6	7-10	11-12	13-14	15-15
Interval					
01	0 - 0	40,117 - 53,510	59,370 - 74,099	84,620 - 104,787	117,622 - 133,307
02	32,972 - 41,171	53,511 - 63,555	74,100 - 85,146	104,788 - 119,912	133,308 - 145,071
03	41,172 - 46,929	63,556 - 70,251	85,147 - 92,510	119,913 - 129,995	145,072 - 152,913
04	46,930 - 48,337	70,252 - 72,359	92,511 - 95,285	129,996 - 133,895	152,914 - 157,500
05	48,338 - 49,787	72,360 - 74,530	95,286 - 98,144	133,896 - 137,912	157,501 - 160,300

Series: 0690

Locality Area: Laredo, TX



# Special Pay Tables

Report Run On: January 06, 2016

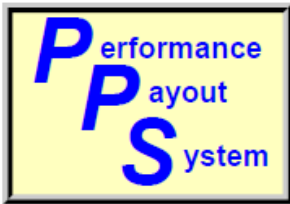
Page 172 of 296

PPS: LR041401 OPM: 0414 PROFESSIONAL Path: ZP Effective:10-Jan-16  
 Prev. Yr Rate: Curr. Yr Rate: 0.1459 Loc. Diff: 0.0 Gen. Inc. 1.00 Issued:23-Dec-15

Band:	I	II	III	IV	V
Gs Range:	1-6	7-10	11-12	13-14	15-15
Interval					
01	0 - 0	45,512 - 53,510	59,370 - 74,099	84,620 - 104,787	117,622 - 133,307
02	36,740 - 41,171	53,511 - 63,555	74,100 - 85,146	104,788 - 119,912	133,308 - 145,071
03	41,172 - 46,929	63,556 - 70,251	85,147 - 92,510	119,913 - 129,995	145,072 - 152,913
04	46,930 - 48,337	70,252 - 72,359	92,511 - 95,285	129,996 - 133,895	152,914 - 157,500
05	48,338 - 49,787	72,360 - 74,530	95,286 - 98,144	133,896 - 137,912	157,501 - 160,300

Series: 0801 0808  
 0810 0819  
 0830 0861  
 0871 0896

Locality Area: Laredo, TX



# Special Pay Tables

Report Run On: January 06, 2016

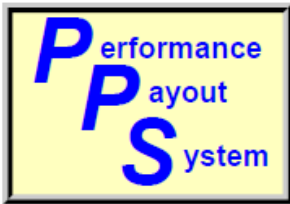
Page 173 of 296

PPS: LR042201 OPM: 0422 PROFESSIONAL Path: ZP Effective:10-Jan-16  
 Prev. Yr Rate: Curr. Yr Rate: 0.1459 Loc. Diff: 0.0 Gen. Inc. 1.00 Issued:23-Dec-15

Band:	I	II	III	IV	V
Gs Range:	1-6	7-10	11-12	13-14	15-15
Interval					
01	0 - 0	45,512 - 53,510	60,446 - 74,099	84,620 - 104,787	117,622 - 133,307
02	36,740 - 41,171	53,511 - 63,555	74,100 - 85,146	104,788 - 119,912	133,308 - 145,071
03	41,172 - 46,929	63,556 - 70,251	85,147 - 92,510	119,913 - 129,995	145,072 - 152,913
04	46,930 - 48,337	70,252 - 72,359	92,511 - 95,285	129,996 - 133,895	152,914 - 157,500
05	48,338 - 49,787	72,360 - 74,530	95,286 - 98,144	133,896 - 137,912	157,501 - 160,300

Series: 0850 0855

Locality Area: Laredo, TX



# Special Pay Tables

Report Run On: January 06, 2016

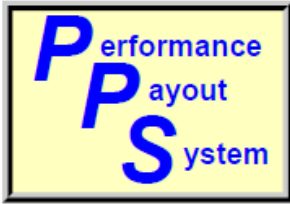
Page 174 of 296

PPS: LR999B01 OPM: 999B PROFESSIONAL Path: ZP Effective:10-Jan-16  
 Prev. Yr Rate: Curr. Yr Rate: 0.1459 Loc. Diff: 0.0 Gen. Inc. 1.00 Issued:23-Dec-15

Band:	I	II	III	IV	V
Gs Range:	1-6	7-10	11-12	13-14	15-15
Interval					
01	0 - 0	46,562 - 54,450	61,137 - 74,099	84,620 - 104,787	117,622 - 133,307
02	39,002 - 44,105	54,451 - 65,200	74,100 - 85,146	104,788 - 119,912	133,308 - 145,071
03	44,106 - 50,701	65,201 - 72,366	85,147 - 92,510	119,913 - 129,995	145,072 - 152,913
04	50,702 - 52,222	72,367 - 74,537	92,511 - 95,285	129,996 - 133,895	152,914 - 157,500
05	52,223 - 53,789	74,538 - 76,773	95,286 - 98,144	133,896 - 137,912	157,501 - 160,300

Series: 0854 1550  
 2210

Locality Area: Laredo, TX



# Special Pay Tables

Report Run On: January 06, 2016

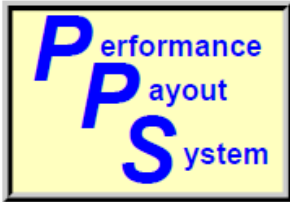
Page 175 of 296

PPS: LR999C01 OPM: 999C PROFESSIONAL Path: ZP Effective:10-Jan-16  
 Prev. Yr Rate: Curr. Yr Rate: 0.1459 Loc. Diff: 0.0 Gen. Inc. 1.00 Issued:23-Dec-15

Band:	I	II	III	IV	V
Gs Range:	1-6	7-10	11-12	13-14	15-15
Interval					
01	0 - 0	47,262 - 54,450	62,173 - 74,099	84,620 - 104,787	117,622 - 133,307
02	39,567 - 44,677	54,451 - 65,200	74,100 - 85,146	104,788 - 119,912	133,308 - 145,071
03	44,678 - 51,436	65,201 - 72,366	85,147 - 92,510	119,913 - 129,995	145,072 - 152,913
04	51,437 - 52,979	72,367 - 74,537	92,511 - 95,285	129,996 - 133,895	152,914 - 157,500
05	52,980 - 54,568	74,538 - 76,773	95,286 - 98,144	133,896 - 137,912	157,501 - 160,300

Series: 0854 1550  
 2210

Locality Area: Laredo, TX



# Special Pay Tables

Report Run On: January 06, 2016

Page 176 of 296

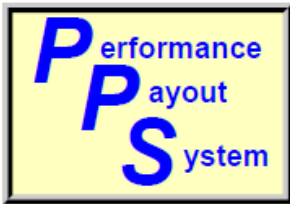
PPS: LR999D01 OPM: 999D PROFESSIONAL Path: ZP Effective:10-Jan-16  
 Prev. Yr Rate: Curr. Yr Rate: 0.1459 Loc. Diff: 0.0 Gen. Inc. 1.00 Issued:23-Dec-15

Band:	I	II	III	IV	V
Gs Range:	1-6	7-10	11-12	13-14	15-15
Interval					
01	0 - 0	48,312 - 55,192	63,728 - 74,099	84,620 - 104,787	117,622 - 133,307
02	40,415 - 45,534	55,193 - 66,498	74,100 - 85,146	104,788 - 119,912	133,308 - 145,071
03	45,535 - 52,538	66,499 - 74,036	85,147 - 92,510	119,913 - 129,995	145,072 - 152,913
04	52,539 - 54,114	74,037 - 76,257	92,511 - 95,285	129,996 - 133,895	152,914 - 157,500
05	54,115 - 55,737	76,258 - 78,545	95,286 - 98,144	133,896 - 137,912	157,501 - 160,300

Series: 0854 1550  
 2210

Locality Area: Laredo, TX





# Special Pay Tables

Report Run On: January 06, 2016

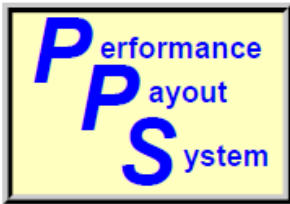
Page 177 of 296

PPS: LR999E01 OPM: 999E PROFESSIONAL Path: ZP Effective:10-Jan-16  
 Prev. Yr Rate: Curr. Yr Rate: 0.1459 Loc. Diff: 0.0 Gen. Inc. 1.00 Issued:23-Dec-15

Band:	I	II	III	IV	V
Gs Range:	1-6	7-10	11-12	13-14	15-15
Interval					
01	0 - 0	49,013 - 55,687	59,370 - 74,099	84,620 - 104,787	117,622 - 133,307
02	40,980 - 46,105	55,688 - 67,364	74,100 - 85,146	104,788 - 119,912	133,308 - 145,071
03	46,106 - 53,273	67,365 - 75,149	85,147 - 92,510	119,913 - 129,995	145,072 - 152,913
04	53,274 - 54,871	75,150 - 77,403	92,511 - 95,285	129,996 - 133,895	152,914 - 157,500
05	54,872 - 56,517	77,404 - 79,725	95,286 - 98,144	133,896 - 137,912	157,501 - 160,300

Series: 0854 1550  
 2210

Locality Area: Laredo, TX



# Special Pay Tables

Report Run On: January 06, 2016

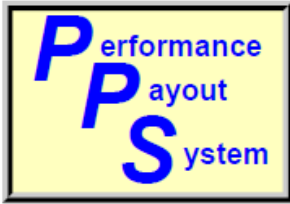
Page 178 of 296

PPS: LR999F01 OPM: 999F PROFESSIONAL Path: ZP Effective:10-Jan-16  
 Prev. Yr Rate: Curr. Yr Rate: 0.1459 Loc. Diff: 0.0 Gen. Inc. 1.00 Issued:23-Dec-15

Band:	I	II	III	IV	V
Gs Range:	1-6	7-10	11-12	13-14	15-15
Interval					
01	0 - 0	50,413 - 56,677	59,370 - 74,099	84,620 - 104,787	117,622 - 133,307
02	42,110 - 47,249	56,678 - 69,096	74,100 - 85,146	104,788 - 119,912	133,308 - 145,071
03	47,250 - 54,743	69,097 - 77,376	85,147 - 92,510	119,913 - 129,995	145,072 - 152,913
04	54,744 - 56,385	77,377 - 79,697	92,511 - 95,285	129,996 - 133,895	152,914 - 157,500
05	56,386 - 58,077	79,698 - 82,088	95,286 - 98,144	133,896 - 137,912	157,501 - 160,300

Series: 0854 1550  
 2210

Locality Area: Laredo, TX



# Special Pay Tables

Report Run On: January 06, 2016

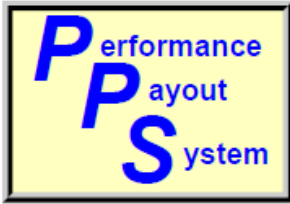
Page 179 of 296

PPS: LRLEO    OPM: LEO    ADMINISTRATIVE    Path: ZA    Effective:10-Jan-16  
 Prev. Yr Rate:    Curr. Yr Rate: 0.1459    Loc. Diff: 0.0    Gen. Inc. 1.00    Issued:23-Dec-15

Band:	I	II	III	IV	V
Gs Range:	1-6	7-10	11-12	13-14	15-15
Interval					
01	21,019 - 35,207	45,466 - 57,282	59,370 - 74,098	84,620 - 104,784	117,622 - 133,306
02	35,208 - 45,848	57,283 - 66,144	74,099 - 85,144	104,785 - 119,907	133,307 - 145,069
03	45,849 - 52,945	66,145 - 72,052	85,145 - 92,510	119,908 - 129,995	145,070 - 152,913
04	52,946 - 54,533	72,053 - 74,214	92,511 - 95,285	129,996 - 133,895	152,914 - 157,500
05	54,534 - 56,169	74,215 - 76,440	95,286 - 98,144	133,896 - 137,912	157,501 - 160,300

Series: 1811

Locality Area: Laredo, TX



# Special Pay Tables

Report Run On: January 06, 2016

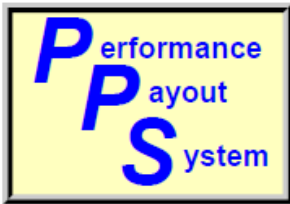
Page 180 of 296

PPS: LV030501 OPM: 0305 PROFESSIONAL Path: ZP Effective:10-Jan-16  
 Prev. Yr Rate: Curr. Yr Rate: 0.1455 Loc. Diff: 0.0 Gen. Inc. 1.00 Issued:23-Dec-15

Band:	I	II	III	IV	V
Gs Range:	1-6	7-10	11-12	13-14	15-15
Interval					
01	0 - 0	40,103 - 53,491	59,350 - 74,073	84,591 - 104,751	117,581 - 133,261
02	32,972 - 41,157	53,492 - 63,532	74,074 - 85,115	104,752 - 119,870	133,262 - 145,020
03	41,158 - 46,913	63,533 - 70,226	85,116 - 92,477	119,871 - 129,950	145,021 - 152,860
04	46,914 - 48,320	70,227 - 72,333	92,478 - 95,251	129,951 - 133,849	152,861 - 157,446
05	48,321 - 49,770	72,334 - 74,503	95,252 - 98,109	133,850 - 137,864	157,447 - 160,300

Series: 0690

Locality Area: Las Vegas-Henderson, NV-AZ



# Special Pay Tables

Report Run On: January 06, 2016

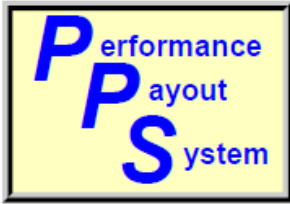
Page 181 of 296

PPS: LV041401 OPM: 0414 PROFESSIONAL Path: ZP Effective:10-Jan-16  
 Prev. Yr Rate: Curr. Yr Rate: 0.1455 Loc. Diff: 0.0 Gen. Inc. 1.00 Issued:23-Dec-15

Band:	I	II	III	IV	V
Gs Range:	1-6	7-10	11-12	13-14	15-15
Interval					
01	0 - 0	45,512 - 53,491	59,350 - 74,073	84,591 - 104,751	117,581 - 133,261
02	36,740 - 41,157	53,492 - 63,532	74,074 - 85,115	104,752 - 119,870	133,262 - 145,020
03	41,158 - 46,913	63,533 - 70,226	85,116 - 92,477	119,871 - 129,950	145,021 - 152,860
04	46,914 - 48,320	70,227 - 72,333	92,478 - 95,251	129,951 - 133,849	152,861 - 157,446
05	48,321 - 49,770	72,334 - 74,503	95,252 - 98,109	133,850 - 137,864	157,447 - 160,300

Series: 0801 0808  
 0810 0819  
 0830 0861  
 0871 0896

Locality Area: Las Vegas-Henderson, NV-AZ



# Special Pay Tables

Report Run On: January 06, 2016

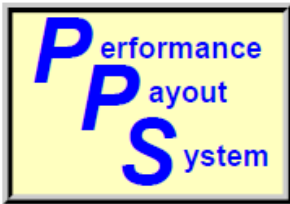
Page 182 of 296

PPS: LV042201 OPM: 0422 PROFESSIONAL Path: ZP Effective:10-Jan-16  
 Prev. Yr Rate: Curr. Yr Rate: 0.1455 Loc. Diff: 0.0 Gen. Inc. 1.00 Issued:23-Dec-15

Band:	I	II	III	IV	V
Gs Range:	1-6	7-10	11-12	13-14	15-15
Interval					
01	0 - 0	45,512 - 53,491	60,446 - 74,073	84,591 - 104,751	117,581 - 133,261
02	36,740 - 41,157	53,492 - 63,532	74,074 - 85,115	104,752 - 119,870	133,262 - 145,020
03	41,158 - 46,913	63,533 - 70,226	85,116 - 92,477	119,871 - 129,950	145,021 - 152,860
04	46,914 - 48,320	70,227 - 72,333	92,478 - 95,251	129,951 - 133,849	152,861 - 157,446
05	48,321 - 49,770	72,334 - 74,503	95,252 - 98,109	133,850 - 137,864	157,447 - 160,300

Series: 0850 0855

Locality Area: Las Vegas-Henderson, NV-AZ



# Special Pay Tables

Report Run On: January 06, 2016

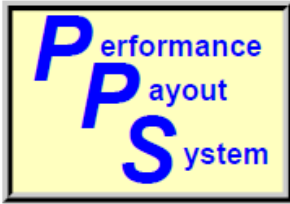
Page 183 of 296

PPS: LV999B01 OPM: 999B PROFESSIONAL Path: ZP Effective:10-Jan-16  
 Prev. Yr Rate: Curr. Yr Rate: 0.1455 Loc. Diff: 0.0 Gen. Inc. 1.00 Issued:23-Dec-15

Band:	I	II	III	IV	V
Gs Range:	1-6	7-10	11-12	13-14	15-15
Interval					
01	0 - 0	46,562 - 54,442	61,137 - 74,073	84,591 - 104,751	117,581 - 133,261
02	39,002 - 44,103	54,443 - 65,196	74,074 - 85,115	104,752 - 119,870	133,262 - 145,020
03	44,104 - 50,701	65,197 - 72,366	85,116 - 92,477	119,871 - 129,950	145,021 - 152,860
04	50,702 - 52,222	72,367 - 74,537	92,478 - 95,251	129,951 - 133,849	152,861 - 157,446
05	52,223 - 53,789	74,538 - 76,773	95,252 - 98,109	133,850 - 137,864	157,447 - 160,300

Series: 0854 1550  
 2210

Locality Area: Las Vegas-Henderson, NV-AZ



# Special Pay Tables

Report Run On: January 06, 2016

Page 184 of 296

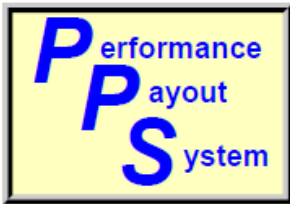
PPS: LV999C01 OPM: 999C PROFESSIONAL Path: ZP Effective:10-Jan-16  
 Prev. Yr Rate: Curr. Yr Rate: 0.1455 Loc. Diff: 0.0 Gen. Inc. 1.00 Issued:23-Dec-15

Band:	I	II	III	IV	V
Gs Range:	1-6	7-10	11-12	13-14	15-15
Interval					
01	0 - 0	47,262 - 54,442	62,173 - 74,073	84,591 - 104,751	117,581 - 133,261
02	39,567 - 44,675	54,443 - 65,196	74,074 - 85,115	104,752 - 119,870	133,262 - 145,020
03	44,676 - 51,436	65,197 - 72,366	85,116 - 92,477	119,871 - 129,950	145,021 - 152,860
04	51,437 - 52,979	72,367 - 74,537	92,478 - 95,251	129,951 - 133,849	152,861 - 157,446
05	52,980 - 54,568	74,538 - 76,773	95,252 - 98,109	133,850 - 137,864	157,447 - 160,300

Series: 0854 1550  
 2210

Locality Area: Las Vegas-Henderson, NV-AZ





# Special Pay Tables

Report Run On: January 06, 2016

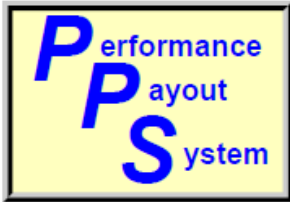
Page 185 of 296

PPS: LV999D01 OPM: 999D PROFESSIONAL Path: ZP Effective:10-Jan-16  
 Prev. Yr Rate: Curr. Yr Rate: 0.1455 Loc. Diff: 0.0 Gen. Inc. 1.00 Issued:23-Dec-15

Band:	I	II	III	IV	V
Gs Range:	1-6	7-10	11-12	13-14	15-15
Interval					
01	0 - 0	48,312 - 55,184	63,728 - 74,073	84,591 - 104,751	117,581 - 133,261
02	40,415 - 45,532	55,185 - 66,495	74,074 - 85,115	104,752 - 119,870	133,262 - 145,020
03	45,533 - 52,538	66,496 - 74,036	85,116 - 92,477	119,871 - 129,950	145,021 - 152,860
04	52,539 - 54,114	74,037 - 76,257	92,478 - 95,251	129,951 - 133,849	152,861 - 157,446
05	54,115 - 55,737	76,258 - 78,545	95,252 - 98,109	133,850 - 137,864	157,447 - 160,300

Series: 0854 1550  
 2210

Locality Area: Las Vegas-Henderson, NV-AZ



# Special Pay Tables

Report Run On: January 06, 2016

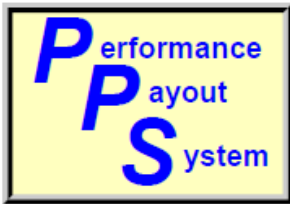
Page 186 of 296

PPS: LV999E01 OPM: 999E PROFESSIONAL Path: ZP Effective:10-Jan-16  
 Prev. Yr Rate: Curr. Yr Rate: 0.1455 Loc. Diff: 0.0 Gen. Inc. 1.00 Issued:23-Dec-15

Band:	I	II	III	IV	V
Gs Range:	1-6	7-10	11-12	13-14	15-15
Interval					
01	0 - 0	49,013 - 55,679	59,350 - 74,073	84,591 - 104,751	117,581 - 133,261
02	40,980 - 46,104	55,680 - 67,361	74,074 - 85,115	104,752 - 119,870	133,262 - 145,020
03	46,105 - 53,273	67,362 - 75,149	85,116 - 92,477	119,871 - 129,950	145,021 - 152,860
04	53,274 - 54,871	75,150 - 77,403	92,478 - 95,251	129,951 - 133,849	152,861 - 157,446
05	54,872 - 56,517	77,404 - 79,725	95,252 - 98,109	133,850 - 137,864	157,447 - 160,300

Series: 0854 1550  
 2210

Locality Area: Las Vegas-Henderson, NV-AZ



# Special Pay Tables

Report Run On: January 06, 2016

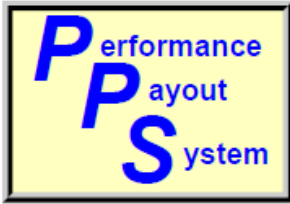
Page 187 of 296

PPS: LV999F01 OPM: 999F PROFESSIONAL Path: ZP Effective:10-Jan-16  
 Prev. Yr Rate: Curr. Yr Rate: 0.1455 Loc. Diff: 0.0 Gen. Inc. 1.00 Issued:23-Dec-15

Band:	I	II	III	IV	V
Gs Range:	1-6	7-10	11-12	13-14	15-15
Interval					
01	0 - 0	50,413 - 56,669	59,350 - 74,073	84,591 - 104,751	117,581 - 133,261
02	42,110 - 47,247	56,670 - 69,093	74,074 - 85,115	104,752 - 119,870	133,262 - 145,020
03	47,248 - 54,743	69,094 - 77,376	85,116 - 92,477	119,871 - 129,950	145,021 - 152,860
04	54,744 - 56,385	77,377 - 79,697	92,478 - 95,251	129,951 - 133,849	152,861 - 157,446
05	56,386 - 58,077	79,698 - 82,088	95,252 - 98,109	133,850 - 137,864	157,447 - 160,300

Series: 0854 1550  
 2210

Locality Area: Las Vegas-Henderson, NV-AZ



# Special Pay Tables

Report Run On: January 06, 2016

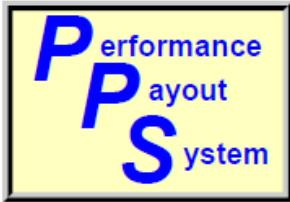
Page 188 of 296

PPS: LVLEO    OPM: LEO    ADMINISTRATIVE    Path: ZA    Effective:10-Jan-16  
 Prev. Yr Rate:    Curr. Yr Rate: 0.1455    Loc. Diff: 0.0    Gen. Inc. 1.00    Issued:23-Dec-15

Band:	I	II	III	IV	V
Gs Range:	1-6	7-10	11-12	13-14	15-15
Interval					
01	21,012 - 35,196	45,450 - 57,262	59,350 - 74,070	84,591 - 104,747	117,581 - 133,257
02	35,197 - 45,834	57,263 - 66,121	74,071 - 85,110	104,748 - 119,864	133,258 - 145,014
03	45,835 - 52,927	66,122 - 72,027	85,111 - 92,477	119,865 - 129,950	145,015 - 152,860
04	52,928 - 54,515	72,028 - 74,188	92,478 - 95,251	129,951 - 133,849	152,861 - 157,446
05	54,516 - 56,150	74,189 - 76,414	95,252 - 98,109	133,850 - 137,864	157,447 - 160,300

Series: 1811

Locality Area: Las Vegas-Henderson, NV-AZ



# Special Pay Tables

Report Run On: January 06, 2016

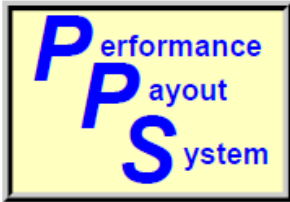
Page 189 of 296

PPS: MFL041401 OPM: 0414 PROFESSIONAL Path: ZP Effective:10-Jan-16  
 Prev. Yr Rate: 0.2079 Curr. Yr Rate: 0.2105 Loc. Diff: 1.00 Gen. Inc. 1.00 Issued:23-Dec-15

Band:	I	II	III	IV	V
Gs Range:	1-6	7-10	11-12	13-14	15-15
Interval					
01	0 - 0	45,512 - 56,526	62,717 - 78,276	89,391 - 110,695	124,253 - 140,274
02	36,740 - 43,493	56,527 - 67,137	78,277 - 89,945	110,696 - 126,672	140,275 - 152,290
03	43,494 - 49,575	67,138 - 74,211	89,946 - 97,725	126,673 - 137,324	152,291 - 160,300
04	49,576 - 51,062	74,212 - 76,437	97,726 - 100,657	137,325 - 141,444	160,300 - 160,300
05	51,063 - 52,594	76,438 - 78,730	100,658 - 103,677	141,445 - 145,687	160,300 - 160,300

**Series:** 0801 0808  
 0810 0819  
 0830 0861  
 0871 0896

Locality Area: Miami-Fort Lauderdale-Port St. Lucie, FL



# Special Pay Tables

Report Run On: January 06, 2016

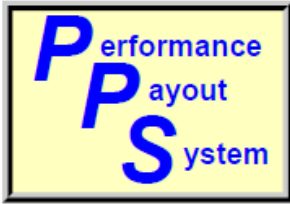
Page 190 of 296

PPS: MFL042201 OPM: 0422 PROFESSIONAL Path: ZP Effective:10-Jan-16  
 Prev. Yr Rate: 0.2079 Curr. Yr Rate: 0.2105 Loc. Diff: 1.00 Gen. Inc. 1.00 Issued:23-Dec-15

Band:	I	II	III	IV	V
Gs Range:	1-6	7-10	11-12	13-14	15-15
Interval					
01	0 - 0	45,512 - 56,526	62,717 - 78,276	89,391 - 110,695	124,253 - 140,274
02	36,740 - 43,493	56,527 - 67,137	78,277 - 89,945	110,696 - 126,672	140,275 - 152,290
03	43,494 - 49,575	67,138 - 74,211	89,946 - 97,725	126,673 - 137,324	152,291 - 160,300
04	49,576 - 51,062	74,212 - 76,437	97,726 - 100,657	137,325 - 141,444	160,300 - 160,300
05	51,063 - 52,594	76,438 - 78,730	100,658 - 103,677	141,445 - 145,687	160,300 - 160,300

Series: 0850 0855

Locality Area: Miami-Fort Lauderdale-Port St. Lucie, FL



# Special Pay Tables

Report Run On: January 06, 2016

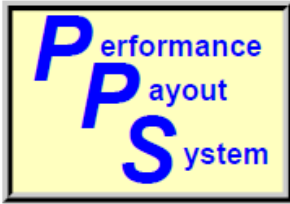
Page 191 of 296

PPS: MFL056901 OPM: 0569 PROFESSIONAL Path: ZP Effective:10-Jan-16  
 Prev. Yr Rate: 0.2079 Curr. Yr Rate: 0.2105 Loc. Diff: 1.00 Gen. Inc. 1.00 Issued:23-Dec-15

Band:	I	II	III	IV	V
Gs Range:	1-6	7-10	11-12	13-14	15-15
Interval					
01	0 - 0	45,512 - 56,526	67,354 - 81,487	96,000 - 115,207	124,253 - 140,274
02	36,741 - 43,493	56,527 - 67,137	81,488 - 95,565	115,208 - 134,569	140,275 - 152,290
03	43,494 - 49,575	67,138 - 74,211	95,566 - 104,950	134,570 - 147,477	152,291 - 160,300
04	49,576 - 51,062	74,212 - 76,437	104,951 - 108,099	147,478 - 151,901	160,300 - 160,300
05	51,063 - 52,594	76,438 - 78,730	108,100 - 111,342	151,902 - 156,458	160,300 - 160,300

Series: 1340

Locality Area: Miami-Fort Lauderdale-Port St. Lucie, FL



# Special Pay Tables

Report Run On: January 06, 2016

Page 192 of 296

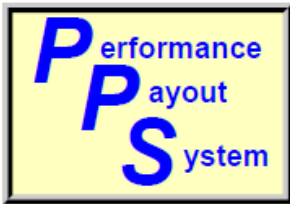
PPS: MFL999C01 OPM: 999C PROFESSIONAL Path: ZP Effective:10-Jan-16  
 Prev. Yr Rate: 0.2079 Curr. Yr Rate: 0.2105 Loc. Diff: 1.00 Gen. Inc. 1.00 Issued:23-Dec-15

Band:	I	II	III	IV	V
Gs Range:	1-6	7-10	11-12	13-14	15-15
Interval					
01	0 - 0	47,262 - 56,526	62,717 - 78,276	89,391 - 110,695	124,253 - 140,274
02	39,567 - 44,940	56,527 - 67,137	78,277 - 89,945	110,696 - 126,672	140,275 - 152,290
03	44,941 - 51,436	67,138 - 74,211	89,946 - 97,725	126,673 - 137,324	152,291 - 160,300
04	51,437 - 52,979	74,212 - 76,437	97,726 - 100,657	137,325 - 141,444	160,300 - 160,300
05	52,980 - 54,568	76,438 - 78,730	100,658 - 103,677	141,445 - 145,687	160,300 - 160,300

Series: 0854 1550  
 2210

Locality Area: Miami-Fort Lauderdale-Port St. Lucie, FL





# Special Pay Tables

Report Run On: January 06, 2016

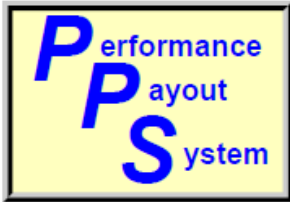
Page 193 of 296

PPS: MFLLEO OPM: LEO ADMINISTRATIVE Path: ZA Effective:10-Jan-16  
 Prev. Yr Rate: 0.2079 Curr. Yr Rate: 0.2105 Loc. Diff: 1.00 Gen. Inc. 1.00 Issued:23-Dec-15

Band:	I	II	III	IV	V
Gs Range:	1-6	7-10	11-12	13-14	15-15
Interval					
01	22,204 - 37,192	48,029 - 60,509	62,717 - 78,273	89,391 - 110,691	124,253 - 140,273
02	37,193 - 48,433	60,510 - 69,869	78,274 - 89,940	110,692 - 126,666	140,274 - 152,288
03	48,434 - 55,930	69,870 - 76,114	89,941 - 97,725	126,667 - 137,324	152,289 - 160,300
04	55,931 - 57,608	76,115 - 78,397	97,726 - 100,657	137,325 - 141,444	160,300 - 160,300
05	57,609 - 59,336	78,398 - 80,749	100,658 - 103,677	141,445 - 145,687	160,300 - 160,300

Series: 1811

Locality Area: Miami-Fort Lauderdale-Port St. Lucie, FL



# Special Pay Tables

Report Run On: January 06, 2016

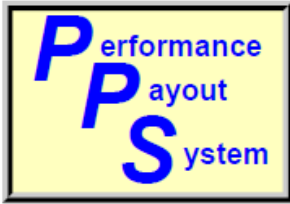
Page 194 of 296

PPS: MIL041401 OPM: 0414 PROFESSIONAL Path: ZP Effective:10-Jan-16  
 Prev. Yr Rate: 0.1810 Curr. Yr Rate: 0.1839 Loc. Diff: 1.00 Gen. Inc. 1.00 Issued:23-Dec-15

Band:	I	II	III	IV	V
Gs Range:	1-6	7-10	11-12	13-14	15-15
Interval					
01	0 - 0	45,512 - 55,284	61,339 - 76,556	87,426 - 108,262	121,523 - 137,728
02	36,740 - 42,536	55,285 - 65,662	76,557 - 87,969	108,263 - 123,888	137,729 - 149,882
03	42,537 - 48,485	65,663 - 72,580	87,970 - 95,577	123,889 - 134,306	149,883 - 157,984
04	48,486 - 49,940	72,581 - 74,757	95,578 - 98,444	134,307 - 138,335	157,985 - 160,300
05	49,941 - 51,438	74,758 - 77,000	98,445 - 101,397	138,336 - 142,485	160,300 - 160,300

**Series:** 0801 0808  
 0810 0819  
 0830 0861  
 0871 0896

Locality Area: Milwaukee-Racine-Waukesha, WI



# Special Pay Tables

Report Run On: January 06, 2016

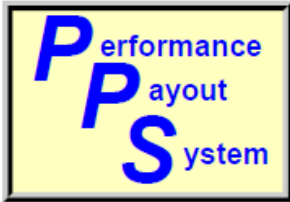
Page 195 of 296

PPS: MIL042201 OPM: 0422 PROFESSIONAL Path: ZP Effective:10-Jan-16  
 Prev. Yr Rate: 0.1810 Curr. Yr Rate: 0.1839 Loc. Diff: 1.00 Gen. Inc. 1.00 Issued:23-Dec-15

Band:	I	II	III	IV	V
Gs Range:	1-6	7-10	11-12	13-14	15-15
Interval					
01	0 - 0	45,512 - 55,284	61,339 - 76,556	87,426 - 108,262	121,523 - 137,728
02	36,740 - 42,536	55,285 - 65,662	76,557 - 87,969	108,263 - 123,888	137,729 - 149,882
03	42,537 - 48,485	65,663 - 72,580	87,970 - 95,577	123,889 - 134,306	149,883 - 157,984
04	48,486 - 49,940	72,581 - 74,757	95,578 - 98,444	134,307 - 138,335	157,985 - 160,300
05	49,941 - 51,438	74,758 - 77,000	98,445 - 101,397	138,336 - 142,485	160,300 - 160,300

Series: 0850 0855

Locality Area: Milwaukee-Racine-Waukesha, WI



# Special Pay Tables

Report Run On: January 06, 2016

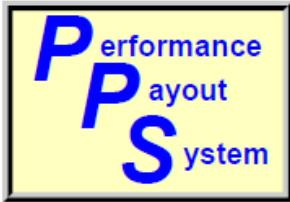
Page 196 of 296

PPS: MIL999B01 OPM: 999B PROFESSIONAL Path: ZP Effective:10-Jan-16  
 Prev. Yr Rate: 0.1810 Curr. Yr Rate: 0.1839 Loc. Diff: 1.00 Gen. Inc. 1.00 Issued:23-Dec-15

Band:	I	II	III	IV	V
Gs Range:	1-6	7-10	11-12	13-14	15-15
Interval					
01	0 - 0	46,562 - 55,284	61,339 - 76,556	87,426 - 108,262	121,523 - 137,728
02	39,002 - 44,260	55,285 - 65,662	76,557 - 87,969	108,263 - 123,888	137,729 - 149,882
03	44,261 - 50,701	65,663 - 72,580	87,970 - 95,577	123,889 - 134,306	149,883 - 157,984
04	50,702 - 52,222	72,581 - 74,757	95,578 - 98,444	134,307 - 138,335	157,985 - 160,300
05	52,223 - 53,789	74,758 - 77,000	98,445 - 101,397	138,336 - 142,485	160,300 - 160,300

Series: 0854 1550  
 2210

Locality Area: Milwaukee-Racine-Waukesha, WI



# Special Pay Tables

Report Run On: January 06, 2016

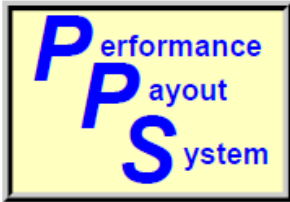
Page 197 of 296

PPS: MILLEO    OPM: LEO    ADMINISTRATIVE    Path: ZA    Effective:10-Jan-16  
 Prev. Yr Rate: 0.1810    Curr. Yr Rate: 0.1839    Loc. Diff: 1.00    Gen. Inc. 1.00    Issued:23-Dec-15

Band:	I	II	III	IV	V
Gs Range:	1-6	7-10	11-12	13-14	15-15
Interval					
01	21,716 - 36,376	46,974 - 59,178	61,339 - 76,555	87,426 - 108,258	121,523 - 137,727
02	36,377 - 47,371	59,179 - 68,331	76,556 - 87,967	108,259 - 123,882	137,728 - 149,880
03	47,372 - 54,701	68,332 - 74,441	87,968 - 95,577	123,883 - 134,306	149,881 - 157,984
04	54,702 - 56,342	74,442 - 76,674	95,578 - 98,444	134,307 - 138,335	157,985 - 160,300
05	56,343 - 58,032	76,675 - 78,974	98,445 - 101,397	138,336 - 142,485	160,300 - 160,300

Series: 1811

Locality Area: Milwaukee-Racine-Waukesha, WI



# Special Pay Tables

Report Run On: January 06, 2016

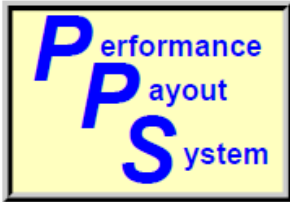
Page 198 of 296

PPS: MSP041401 OPM: 0414 PROFESSIONAL Path: ZP Effective:10-Jan-16  
 Prev. Yr Rate: 0.2096 Curr. Yr Rate: 0.2130 Loc. Diff: 1.00 Gen. Inc. 1.00 Issued:23-Dec-15

Band:	I	II	III	IV	V
Gs Range:	1-6	7-10	11-12	13-14	15-15
Interval					
01	0 - 0	45,512 - 56,643	62,847 - 78,438	89,575 - 110,923	124,510 - 140,417
02	36,740 - 43,582	56,644 - 67,276	78,439 - 90,131	110,924 - 126,934	140,418 - 152,347
03	43,583 - 49,677	67,277 - 74,364	90,132 - 97,927	126,935 - 137,608	152,348 - 160,300
04	49,678 - 51,167	74,365 - 76,595	97,928 - 100,865	137,609 - 141,736	160,300 - 160,300
05	51,168 - 52,702	76,596 - 78,893	100,866 - 103,891	141,737 - 145,988	160,300 - 160,300

**Series:** 0801 0808  
 0810 0819  
 0830 0861  
 0871 0896

Locality Area: Minneapolis-St. Paul, MN-WI



# Special Pay Tables

Report Run On: January 06, 2016

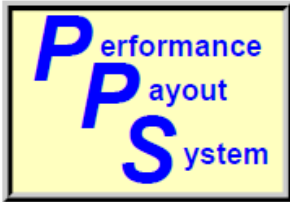
Page 199 of 296

PPS: MSP042201 OPM: 0422 PROFESSIONAL Path: ZP Effective:10-Jan-16  
 Prev. Yr Rate: 0.2096 Curr. Yr Rate: 0.2130 Loc. Diff: 1.00 Gen. Inc. 1.00 Issued:23-Dec-15

Band:	I	II	III	IV	V
Gs Range:	1-6	7-10	11-12	13-14	15-15
Interval					
01	0 - 0	45,512 - 56,643	62,847 - 78,438	89,575 - 110,923	124,510 - 140,417
02	36,740 - 43,582	56,644 - 67,276	78,439 - 90,131	110,924 - 126,934	140,418 - 152,347
03	43,583 - 49,677	67,277 - 74,364	90,132 - 97,927	126,935 - 137,608	152,348 - 160,300
04	49,678 - 51,167	74,365 - 76,595	97,928 - 100,865	137,609 - 141,736	160,300 - 160,300
05	51,168 - 52,702	76,596 - 78,893	100,866 - 103,891	141,737 - 145,988	160,300 - 160,300

Series: 0850 0855

Locality Area: Minneapolis-St. Paul, MN-WI



# Special Pay Tables

Report Run On: January 06, 2016

Page 200 of 296

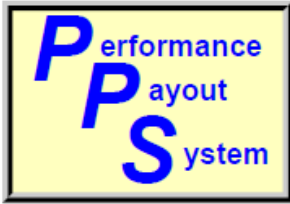
PPS: MSP999C01 OPM: 999C PROFESSIONAL Path: ZP Effective:10-Jan-16  
 Prev. Yr Rate: 0.2096 Curr. Yr Rate: 0.2130 Loc. Diff: 1.00 Gen. Inc. 1.00 Issued:23-Dec-15

Band:	I	II	III	IV	V
Gs Range:	1-6	7-10	11-12	13-14	15-15
Interval					
01	0 - 0	47,262 - 56,643	62,847 - 78,438	89,575 - 110,923	124,510 - 140,417
02	39,567 - 44,950	56,644 - 67,276	78,439 - 90,131	110,924 - 126,934	140,418 - 152,347
03	44,951 - 51,436	67,277 - 74,364	90,132 - 97,927	126,935 - 137,608	152,348 - 160,300
04	51,437 - 52,979	74,365 - 76,595	97,928 - 100,865	137,609 - 141,736	160,300 - 160,300
05	52,980 - 54,568	76,596 - 78,893	100,866 - 103,891	141,737 - 145,988	160,300 - 160,300

Series: 0854 1550  
 2210

Locality Area: Minneapolis-St. Paul, MN-WI





# Special Pay Tables

Report Run On: January 06, 2016

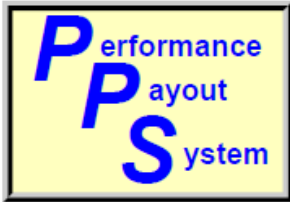
Page 201 of 296

PPS: MSPLEO OPM: LEO ADMINISTRATIVE Path: ZA Effective:10-Jan-16  
 Prev. Yr Rate: 0.2096 Curr. Yr Rate: 0.2130 Loc. Diff: 1.00 Gen. Inc. 1.00 Issued:23-Dec-15

Band:	I	II	III	IV	V
Gs Range:	1-6	7-10	11-12	13-14	15-15
Interval					
01	22,250 - 37,270	48,128 - 60,636	62,847 - 78,435	89,575 - 110,923	124,510 - 140,414
02	37,271 - 48,535	60,637 - 70,017	78,436 - 90,126	110,924 - 126,934	140,415 - 152,342
03	48,536 - 56,045	70,018 - 76,271	90,127 - 97,927	126,935 - 137,608	152,343 - 160,300
04	56,046 - 57,726	76,272 - 78,559	97,928 - 100,865	137,609 - 141,736	160,300 - 160,300
05	57,727 - 59,458	78,560 - 80,916	100,866 - 103,891	141,737 - 145,988	160,300 - 160,300

Series: 1811

Locality Area: Minneapolis-St. Paul, MN-WI



# Special Pay Tables

Report Run On: January 06, 2016

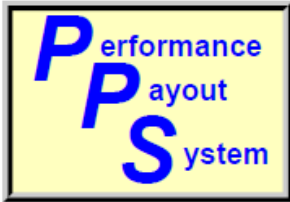
Page 202 of 296

PPS: NY041401 OPM: 0414 PROFESSIONAL Path: ZP Effective:10-Jan-16  
 Prev. Yr Rate: 0.2872 Curr. Yr Rate: 0.2920 Loc. Diff: 1.00 Gen. Inc. 1.00 Issued:23-Dec-15

Band:	I	II	III	IV	V
Gs Range:	1-6	7-10	11-12	13-14	15-15
Interval					
01	0 - 0	45,512 - 60,332	66,940 - 83,546	95,409 - 118,147	132,619 - 144,922
02	36,740 - 46,421	60,333 - 71,657	83,547 - 96,001	118,148 - 135,201	144,923 - 154,149
03	46,422 - 52,913	71,658 - 79,207	96,002 - 104,304	135,202 - 146,570	154,150 - 160,300
04	52,914 - 54,500	79,208 - 81,583	104,305 - 107,433	146,571 - 150,967	160,300 - 160,300
05	54,501 - 56,135	81,584 - 84,030	107,434 - 110,656	150,968 - 155,496	160,300 - 160,300

**Series:** 0801 0808  
 0810 0819  
 0830 0861  
 0871 0896

Locality Area: New York-Newark, NY-NJ-CT-PA



# Special Pay Tables

Report Run On: January 06, 2016

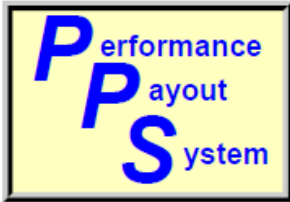
Page 203 of 296

PPS: NY042201 OPM: 0422 PROFESSIONAL Path: ZP Effective:10-Jan-16  
 Prev. Yr Rate: 0.2872 Curr. Yr Rate: 0.2920 Loc. Diff: 1.00 Gen. Inc. 1.00 Issued:23-Dec-15

Band:	I	II	III	IV	V
Gs Range:	1-6	7-10	11-12	13-14	15-15
Interval					
01	0 - 0	45,512 - 60,332	66,940 - 83,546	95,409 - 118,147	132,619 - 144,922
02	36,740 - 46,421	60,333 - 71,657	83,547 - 96,001	118,148 - 135,201	144,923 - 154,149
03	46,422 - 52,913	71,658 - 79,207	96,002 - 104,304	135,202 - 146,570	154,150 - 160,300
04	52,914 - 54,500	79,208 - 81,583	104,305 - 107,433	146,571 - 150,967	160,300 - 160,300
05	54,501 - 56,135	81,584 - 84,030	107,434 - 110,656	150,968 - 155,496	160,300 - 160,300

Series: 0850 0855

Locality Area: New York-Newark, NY-NJ-CT-PA



# Special Pay Tables

Report Run On: January 06, 2016

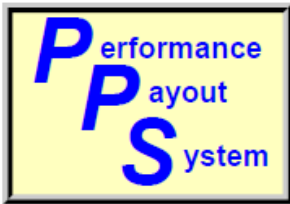
Page 204 of 296

PPS: NY999E01 OPM: 999E PROFESSIONAL Path: ZP Effective:10-Jan-16  
 Prev. Yr Rate: 0.2872 Curr. Yr Rate: 0.2920 Loc. Diff: 1.00 Gen. Inc. 1.00 Issued:23-Dec-15

Band:	I	II	III	IV	V
Gs Range:	1-6	7-10	11-12	13-14	15-15
Interval					
01	0 - 0	49,013 - 60,332	66,940 - 83,546	95,409 - 118,147	132,619 - 144,922
02	40,980 - 46,701	60,333 - 71,657	83,547 - 96,001	118,148 - 135,201	144,923 - 154,149
03	46,702 - 53,273	71,658 - 79,207	96,002 - 104,304	135,202 - 146,570	154,150 - 160,300
04	53,274 - 54,871	79,208 - 81,583	104,305 - 107,433	146,571 - 150,967	160,300 - 160,300
05	54,872 - 56,517	81,584 - 84,030	107,434 - 110,656	150,968 - 155,496	160,300 - 160,300

Series: 0854 1550  
 2210

Locality Area: New York-Newark, NY-NJ-CT-PA



# Special Pay Tables

Report Run On: January 06, 2016

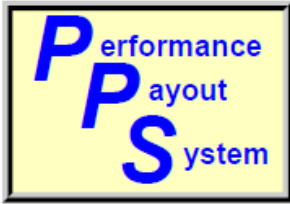
Page 205 of 296

PPS: NYLEO    OPM: LEO    ADMINISTRATIVE    Path: ZA    Effective:10-Jan-16  
 Prev. Yr Rate: 0.2872    Curr. Yr Rate: 0.2920    Loc. Diff: 1.00    Gen. Inc.1.00    Issued:23-Dec-15

Band:	I	II	III	IV	V
Gs Range:	1-6	7-10	11-12	13-14	15-15
Interval					
01	23,699 - 39,695	51,263 - 64,583	66,940 - 83,544	95,409 - 118,145	132,619 - 144,919
02	39,696 - 51,692	64,584 - 74,573	83,545 - 95,997	118,146 - 135,197	144,920 - 154,144
03	51,693 - 59,696	74,574 - 81,238	95,998 - 104,304	135,198 - 146,570	154,145 - 160,300
04	59,697 - 61,487	81,239 - 83,675	104,305 - 107,433	146,571 - 150,967	160,300 - 160,300
05	61,488 - 63,332	83,676 - 86,185	107,434 - 110,656	150,968 - 155,496	160,300 - 160,300

Series: 1811

Locality Area: New York-Newark, NY-NJ-CT-PA



# Special Pay Tables

Report Run On: January 06, 2016

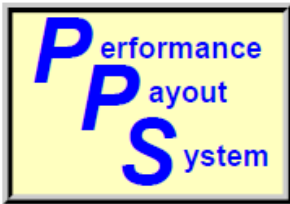
Page 206 of 296

PPS: OCO305F01 OPM: 305F PROFESSIONAL Path: ZP Effective: 10-Jan-16  
 Prev. Yr Rate: 0.0 Curr. Yr Rate: 0.0 Loc. Diff: 0.0 Gen. Inc. 1.00 Issued: 23-Dec-15

Band:	I	II	III	IV	V
Gs Range:	1-6	7-10	11-12	13-14	15-15
Interval					
01	0 - 0	39,677 - 48,793	55,265 - 65,584	73,846 - 91,445	102,646 - 116,334
02	32,972 - 36,315	48,794 - 59,130	65,585 - 75,914	91,446 - 104,644	116,335 - 126,600
03	36,316 - 41,450	59,131 - 66,022	75,915 - 82,801	104,645 - 113,444	126,601 - 133,444
04	41,451 - 42,694	66,023 - 68,003	82,802 - 85,285	113,445 - 116,847	133,445 - 137,447
05	42,695 - 43,975	68,004 - 70,043	85,286 - 87,844	116,848 - 120,352	137,448 - 141,570

Series: 0690

Locality Area: OUT OF US



# Special Pay Tables

Report Run On: January 06, 2016

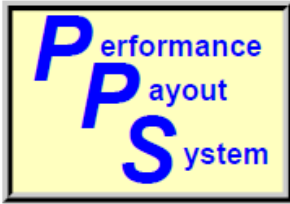
Page 207 of 296

PPS: OCO414F01 OPM: 414F PROFESSIONAL Path: ZP Effective: 10-Jan-16  
 Prev. Yr Rate: 0.0 Curr. Yr Rate: 0.0 Loc. Diff: 0.0 Gen. Inc. 1.00 Issued: 23-Dec-15

Band:	I	II	III	IV	V
Gs Range:	1-6	7-10	11-12	13-14	15-15
Interval					
01	0 - 0	45,512 - 49,898	58,719 - 65,584	73,846 - 91,445	102,646 - 116,334
02	36,740 - 39,246	49,899 - 61,065	65,585 - 75,914	91,446 - 104,644	116,335 - 126,600
03	39,247 - 45,218	61,066 - 68,509	75,915 - 82,801	104,645 - 113,444	126,601 - 133,444
04	45,219 - 46,575	68,510 - 70,564	82,802 - 85,285	113,445 - 116,847	133,445 - 137,447
05	46,576 - 47,972	70,565 - 72,681	85,286 - 87,844	116,848 - 120,352	137,448 - 141,570

Series: 0801 0808  
 0810 0819  
 0830 0861  
 0871 0896

Locality Area: OUT OF US



# Special Pay Tables

Report Run On: January 06, 2016

Page 208 of 296

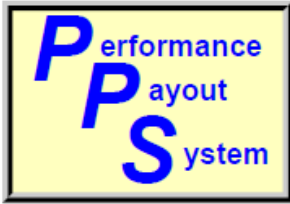
PPS: OCO422F01 OPM: 422F PROFESSIONAL Path: ZP Effective: 10-Jan-16  
 Prev. Yr Rate: 0.0 Curr. Yr Rate: 0.0 Loc. Diff: 0.0 Gen. Inc. 1.00 Issued: 23-Dec-15

Band:	I	II	III	IV	V
Gs Range:	1-6	7-10	11-12	13-14	15-15
Interval					
01	0 - 0	45,512 - 49,898	60,446 - 67,424	73,846 - 91,445	102,646 - 116,334
02	36,740 - 39,246	49,899 - 61,065	67,425 - 79,134	91,446 - 104,644	116,335 - 126,600
03	39,247 - 45,218	61,066 - 68,509	79,135 - 86,941	104,645 - 113,444	126,601 - 133,444
04	45,219 - 46,575	68,510 - 70,564	86,942 - 89,549	113,445 - 116,847	133,445 - 137,447
05	46,576 - 47,972	70,565 - 72,681	89,550 - 92,235	116,848 - 120,352	137,448 - 141,570

Series: 0850 0855

Locality Area: OUT OF US





# Special Pay Tables

Report Run On: January 06, 2016

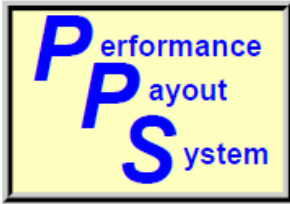
Page 209 of 296

PPS: OCO99AF01 OPM: 99AF PROFESSIONAL Path: ZP Effective: 10-Jan-16  
 Prev. Yr Rate: 0.0 Curr. Yr Rate: 0.0 Loc. Diff: 0.0 Gen. Inc. 1.00 Issued: 23-Dec-15

Band:	I	II	III	IV	V
Gs Range:	1-6	7-10	11-12	13-14	15-15
Interval					
01	0 - 0	45,512 - 51,612	60,619 - 68,252	73,846 - 91,445	102,646 - 116,334
02	36,741 - 41,224	51,613 - 64,064	68,253 - 80,583	91,446 - 104,644	116,335 - 126,600
03	41,225 - 47,762	64,065 - 72,366	80,584 - 88,804	104,645 - 113,444	126,601 - 133,444
04	47,763 - 49,195	72,367 - 74,537	88,805 - 91,468	113,445 - 116,847	133,445 - 137,447
05	49,196 - 50,671	74,538 - 76,773	91,469 - 94,212	116,848 - 120,352	137,448 - 141,570

Series: 0854 1550  
 2210

Locality Area: OUT OF US



# Special Pay Tables

Report Run On: January 06, 2016

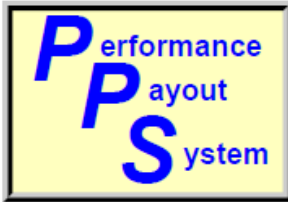
Page 210 of 296

PPS: PB030501 OPM: 0305 PROFESSIONAL Path: ZP Effective:10-Jan-16  
 Prev. Yr Rate: Curr. Yr Rate: 0.1442 Loc. Diff: 0.0 Gen. Inc. 1.00 Issued:23-Dec-15

Band:	I	II	III	IV	V
Gs Range:	1-6	7-10	11-12	13-14	15-15
Interval					
01	0 - 0	40,057 - 53,430	59,282 - 73,989	84,495 - 104,632	117,448 - 133,110
02	32,972 - 41,111	53,431 - 63,460	73,990 - 85,019	104,633 - 119,735	133,111 - 144,856
03	41,112 - 46,860	63,461 - 70,146	85,020 - 92,372	119,736 - 129,803	144,857 - 152,687
04	46,861 - 48,266	70,147 - 72,250	92,373 - 95,143	129,804 - 133,697	152,688 - 157,268
05	48,267 - 49,714	72,251 - 74,418	95,144 - 97,997	133,698 - 137,708	157,269 - 160,300

Series: 0690

Locality Area: Palm Bay-Melbourne-Titusville, FL



# Special Pay Tables

Report Run On: January 06, 2016

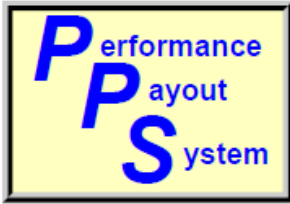
Page 211 of 296

PPS: PB041401 OPM: 0414 PROFESSIONAL Path: ZP Effective:10-Jan-16  
 Prev. Yr Rate: Curr. Yr Rate: 0.1442 Loc. Diff: 0.0 Gen. Inc. 1.00 Issued:23-Dec-15

Band:	I	II	III	IV	V
Gs Range:	1-6	7-10	11-12	13-14	15-15
Interval					
01	0 - 0	45,512 - 53,430	59,282 - 73,989	84,495 - 104,632	117,448 - 133,110
02	36,740 - 41,111	53,431 - 63,460	73,990 - 85,019	104,633 - 119,735	133,111 - 144,856
03	41,112 - 46,860	63,461 - 70,146	85,020 - 92,372	119,736 - 129,803	144,857 - 152,687
04	46,861 - 48,266	70,147 - 72,250	92,373 - 95,143	129,804 - 133,697	152,688 - 157,268
05	48,267 - 49,714	72,251 - 74,418	95,144 - 97,997	133,698 - 137,708	157,269 - 160,300

Series: 0801 0808  
 0810 0819  
 0830 0861  
 0871 0896

Locality Area: Palm Bay-Melbourne-Titusville, FL



# Special Pay Tables

Report Run On: January 06, 2016

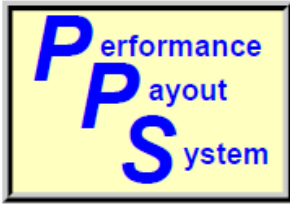
Page 212 of 296

PPS: PB042201 OPM: 0422 PROFESSIONAL Path: ZP Effective:10-Jan-16  
 Prev. Yr Rate: Curr. Yr Rate: 0.1442 Loc. Diff: 0.0 Gen. Inc. 1.00 Issued:23-Dec-15

Band:	I	II	III	IV	V
Gs Range:	1-6	7-10	11-12	13-14	15-15
Interval					
01	0 - 0	45,512 - 53,430	60,446 - 73,989	84,495 - 104,632	117,448 - 133,110
02	36,740 - 41,111	53,431 - 63,460	73,990 - 85,019	104,633 - 119,735	133,111 - 144,856
03	41,112 - 46,860	63,461 - 70,146	85,020 - 92,372	119,736 - 129,803	144,857 - 152,687
04	46,861 - 48,266	70,147 - 72,250	92,373 - 95,143	129,804 - 133,697	152,688 - 157,268
05	48,267 - 49,714	72,251 - 74,418	95,144 - 97,997	133,698 - 137,708	157,269 - 160,300

Series: 0850 0855

Locality Area: Palm Bay-Melbourne-Titusville, FL



# Special Pay Tables

Report Run On: January 06, 2016

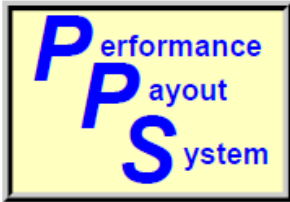
Page 213 of 296

PPS: PB999B01 OPM: 999B PROFESSIONAL Path: ZP Effective:10-Jan-16  
 Prev. Yr Rate: Curr. Yr Rate: 0.1442 Loc. Diff: 0.0 Gen. Inc. 1.00 Issued:23-Dec-15

Band:	I	II	III	IV	V
Gs Range:	1-6	7-10	11-12	13-14	15-15
Interval					
01	0 - 0	46,562 - 54,417	61,137 - 73,989	84,495 - 104,632	117,448 - 133,110
02	39,002 - 44,098	54,418 - 65,186	73,990 - 85,019	104,633 - 119,735	133,111 - 144,856
03	44,099 - 50,701	65,187 - 72,366	85,020 - 92,372	119,736 - 129,803	144,857 - 152,687
04	50,702 - 52,222	72,367 - 74,537	92,373 - 95,143	129,804 - 133,697	152,688 - 157,268
05	52,223 - 53,789	74,538 - 76,773	95,144 - 97,997	133,698 - 137,708	157,269 - 160,300

Series: 0854 1550  
 2210

Locality Area: Palm Bay-Melbourne-Titusville, FL



# Special Pay Tables

Report Run On: January 06, 2016

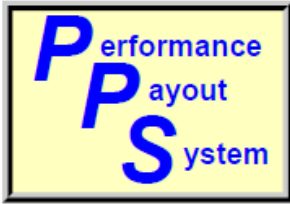
Page 214 of 296

PPS: PB999C01 OPM: 999C PROFESSIONAL Path: ZP Effective:10-Jan-16  
 Prev. Yr Rate: Curr. Yr Rate: 0.1442 Loc. Diff: 0.0 Gen. Inc. 1.00 Issued:23-Dec-15

Band:	I	II	III	IV	V
Gs Range:	1-6	7-10	11-12	13-14	15-15
Interval					
01	0 - 0	47,262 - 54,417	62,173 - 73,989	84,495 - 104,632	117,448 - 133,110
02	39,567 - 44,670	54,418 - 65,186	73,990 - 85,019	104,633 - 119,735	133,111 - 144,856
03	44,671 - 51,436	65,187 - 72,366	85,020 - 92,372	119,736 - 129,803	144,857 - 152,687
04	51,437 - 52,979	72,367 - 74,537	92,373 - 95,143	129,804 - 133,697	152,688 - 157,268
05	52,980 - 54,568	74,538 - 76,773	95,144 - 97,997	133,698 - 137,708	157,269 - 160,300

Series: 0854 1550  
 2210

Locality Area: Palm Bay-Melbourne-Titusville, FL



# Special Pay Tables

Report Run On: January 06, 2016

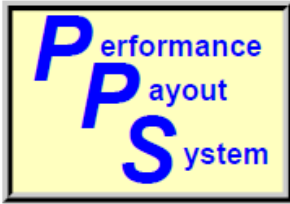
Page 215 of 296

PPS: PB999D01 OPM: 999D PROFESSIONAL Path: ZP Effective:10-Jan-16  
 Prev. Yr Rate: Curr. Yr Rate: 0.1442 Loc. Diff: 0.0 Gen. Inc. 1.00 Issued:23-Dec-15

Band:	I	II	III	IV	V
Gs Range:	1-6	7-10	11-12	13-14	15-15
Interval					
01	0 - 0	48,312 - 55,159	63,728 - 73,989	84,495 - 104,632	117,448 - 133,110
02	40,415 - 45,527	55,160 - 66,485	73,990 - 85,019	104,633 - 119,735	133,111 - 144,856
03	45,528 - 52,538	66,486 - 74,036	85,020 - 92,372	119,736 - 129,803	144,857 - 152,687
04	52,539 - 54,114	74,037 - 76,257	92,373 - 95,143	129,804 - 133,697	152,688 - 157,268
05	54,115 - 55,737	76,258 - 78,545	95,144 - 97,997	133,698 - 137,708	157,269 - 160,300

Series: 0854 1550  
 2210

Locality Area: Palm Bay-Melbourne-Titusville, FL



# Special Pay Tables

Report Run On: January 06, 2016

Page 216 of 296

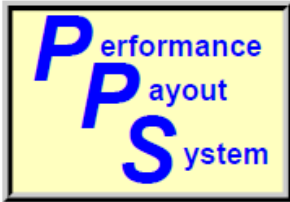
PPS: PB999E01 OPM: 999E PROFESSIONAL Path: ZP Effective:10-Jan-16  
 Prev. Yr Rate: Curr. Yr Rate: 0.1442 Loc. Diff: 0.0 Gen. Inc. 1.00 Issued:23-Dec-15

Band:	I	II	III	IV	V
Gs Range:	1-6	7-10	11-12	13-14	15-15
Interval					
01	0 - 0	49,013 - 55,653	59,282 - 73,989	84,495 - 104,632	117,448 - 133,110
02	40,980 - 46,099	55,654 - 67,351	73,990 - 85,019	104,633 - 119,735	133,111 - 144,856
03	46,100 - 53,273	67,352 - 75,149	85,020 - 92,372	119,736 - 129,803	144,857 - 152,687
04	53,274 - 54,871	75,150 - 77,403	92,373 - 95,143	129,804 - 133,697	152,688 - 157,268
05	54,872 - 56,517	77,404 - 79,725	95,144 - 97,997	133,698 - 137,708	157,269 - 160,300

Series: 0854 1550  
 2210

Locality Area: Palm Bay-Melbourne-Titusville, FL





# Special Pay Tables

Report Run On: January 06, 2016

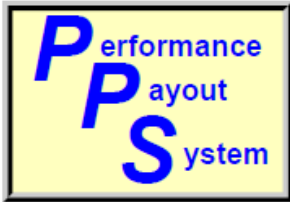
Page 217 of 296

PPS: PB999F01 OPM: 999F PROFESSIONAL Path: ZP Effective:10-Jan-16  
 Prev. Yr Rate: Curr. Yr Rate: 0.1442 Loc. Diff: 0.0 Gen. Inc. 1.00 Issued:23-Dec-15

Band:	I	II	III	IV	V
Gs Range:	1-6	7-10	11-12	13-14	15-15
Interval					
01	0 - 0	50,413 - 56,643	59,282 - 73,989	84,495 - 104,632	117,448 - 133,110
02	42,110 - 47,242	56,644 - 69,083	73,990 - 85,019	104,633 - 119,735	133,111 - 144,856
03	47,243 - 54,743	69,084 - 77,376	85,020 - 92,372	119,736 - 129,803	144,857 - 152,687
04	54,744 - 56,385	77,377 - 79,697	92,373 - 95,143	129,804 - 133,697	152,688 - 157,268
05	56,386 - 58,077	79,698 - 82,088	95,144 - 97,997	133,698 - 137,708	157,269 - 160,300

Series: 0854 1550  
 2210

Locality Area: Palm Bay-Melbourne-Titusville, FL



# Special Pay Tables

Report Run On: January 06, 2016

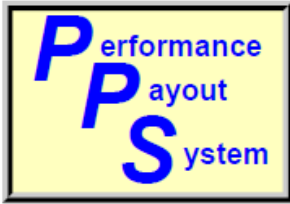
Page 218 of 296

PPS: PBLEO    OPM: LEO    ADMINISTRATIVE    Path: ZA    Effective:10-Jan-16  
 Prev. Yr Rate:    Curr. Yr Rate: 0.1442    Loc. Diff: 0.0    Gen. Inc. 1.00    Issued:23-Dec-15

Band:	I	II	III	IV	V
Gs Range:	1-6	7-10	11-12	13-14	15-15
Interval					
01	20,988 - 35,156	45,398 - 57,194	59,282 - 73,986	84,495 - 104,631	117,448 - 133,108
02	35,157 - 45,782	57,195 - 66,041	73,987 - 85,014	104,632 - 119,733	133,109 - 144,853
03	45,783 - 52,867	66,042 - 71,945	85,015 - 92,372	119,734 - 129,803	144,854 - 152,687
04	52,868 - 54,453	71,946 - 74,103	92,373 - 95,143	129,804 - 133,697	152,688 - 157,268
05	54,454 - 56,087	74,104 - 76,326	95,144 - 97,997	133,698 - 137,708	157,269 - 160,300

Series: 1811

Locality Area: Palm Bay-Melbourne-Titusville, FL



# Special Pay Tables

Report Run On: January 06, 2016

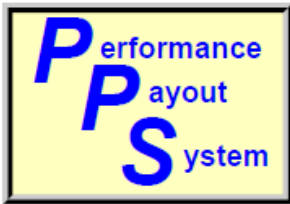
Page 219 of 296

PPS: PHL041401 OPM: 0414 PROFESSIONAL Path: ZP Effective:10-Jan-16  
 Prev. Yr Rate: 0.2179 Curr. Yr Rate: 0.2222 Loc. Diff: 1.00 Gen. Inc. 1.00 Issued:23-Dec-15

Band:	I	II	III	IV	V
Gs Range:	1-6	7-10	11-12	13-14	15-15
Interval					
01	0 - 0	45,512 - 57,072	63,323 - 79,032	90,255 - 111,764	125,454 - 140,941
02	36,740 - 43,913	57,073 - 67,786	79,033 - 90,814	111,765 - 127,896	140,942 - 152,556
03	43,914 - 50,054	67,787 - 74,928	90,815 - 98,669	127,897 - 138,651	152,557 - 160,300
04	50,055 - 51,556	74,929 - 77,176	98,670 - 101,629	138,652 - 142,811	160,300 - 160,300
05	51,557 - 53,103	77,177 - 79,491	101,630 - 104,678	142,812 - 147,095	160,300 - 160,300

**Series:** 0801 0808  
 0810 0819  
 0830 0861  
 0871 0896

Locality Area: Philadelphia-Reading-Camden, PA-NJ-DE-MD



# Special Pay Tables

Report Run On: January 06, 2016

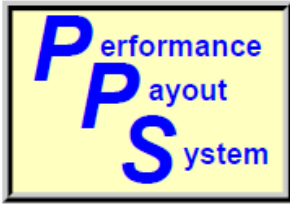
Page 220 of 296

PPS: PHL042201 OPM: 0422 PROFESSIONAL Path: ZP Effective: 10-Jan-16  
 Prev. Yr Rate: 0.2179 Curr. Yr Rate: 0.2222 Loc. Diff: 1.00 Gen. Inc. 1.00 Issued: 23-Dec-15

Band:	I	II	III	IV	V
Gs Range:	1-6	7-10	11-12	13-14	15-15
Interval					
01	0 - 0	45,512 - 57,072	63,323 - 79,032	90,255 - 111,764	125,454 - 140,941
02	36,740 - 43,913	57,073 - 67,786	79,033 - 90,814	111,765 - 127,896	140,942 - 152,556
03	43,914 - 50,054	67,787 - 74,928	90,815 - 98,669	127,897 - 138,651	152,557 - 160,300
04	50,055 - 51,556	74,929 - 77,176	98,670 - 101,629	138,652 - 142,811	160,300 - 160,300
05	51,557 - 53,103	77,177 - 79,491	101,630 - 104,678	142,812 - 147,095	160,300 - 160,300

Series: 0850 0855

Locality Area: Philadelphia-Reading-Camden, PA-NJ-DE-MD



# Special Pay Tables

Report Run On: January 06, 2016

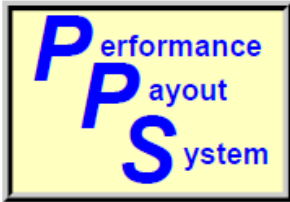
Page 221 of 296

PPS: PHL983C03 OPM: 983C CLERICAL AND SUPPORT Path: ZS Effective:10-Jan-16  
 Prev. Yr Rate: 0.2179 Curr. Yr Rate: 0.2222 Loc. Diff: 1.00 Gen. Inc. 1.00 Issued:23-Dec-15

Band:	I	II	III	IV	V
Gs Range:	1-2	3-4	5-6	7-8	9-10
Interval					
01	22,419 - 26,556	34,608 - 35,274	38,719 - 44,126	47,962 - 53,339	54,385 - 62,378
02	26,557 - 29,659	35,275 - 41,103	44,127 - 51,315	53,340 - 61,252	62,379 - 69,908
03	29,660 - 31,727	41,104 - 44,989	51,316 - 56,107	61,253 - 66,527	69,909 - 74,928
04	31,728 - 32,679	44,990 - 46,339	56,108 - 57,790	66,528 - 68,523	74,929 - 77,176
05	32,680 - 33,659	46,340 - 47,729	57,791 - 59,524	68,524 - 70,579	77,177 - 79,491

Series: 0083

Locality Area: Philadelphia-Reading-Camden, PA-NJ-DE-MD



# Special Pay Tables

Report Run On: January 06, 2016

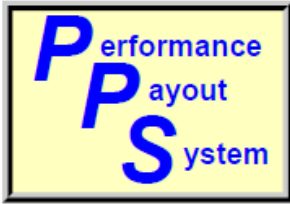
Page 222 of 296

PPS: PHL999C01 OPM: 999C PROFESSIONAL Path: ZP Effective:10-Jan-16  
 Prev. Yr Rate: 0.2179 Curr. Yr Rate: 0.2222 Loc. Diff: 1.00 Gen. Inc. 1.00 Issued:23-Dec-15

Band:	I	II	III	IV	V
Gs Range:	1-6	7-10	11-12	13-14	15-15
Interval					
01	0 - 0	47,262 - 57,072	63,323 - 79,032	90,255 - 111,764	125,454 - 140,941
02	39,567 - 44,988	57,073 - 67,786	79,033 - 90,814	111,765 - 127,896	140,942 - 152,556
03	44,989 - 51,436	67,787 - 74,928	90,815 - 98,669	127,897 - 138,651	152,557 - 160,300
04	51,437 - 52,979	74,929 - 77,176	98,670 - 101,629	138,652 - 142,811	160,300 - 160,300
05	52,980 - 54,568	77,177 - 79,491	101,630 - 104,678	142,812 - 147,095	160,300 - 160,300

Series: 0854 1550  
 2210

Locality Area: Philadelphia-Reading-Camden, PA-NJ-DE-MD



# Special Pay Tables

Report Run On: January 06, 2016

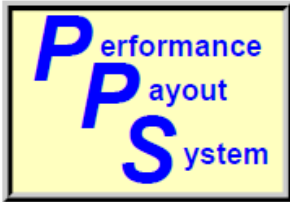
Page 223 of 296

PPS: PHLLEO OPM: LEO ADMINISTRATIVE Path: ZA Effective:10-Jan-16  
 Prev. Yr Rate: 0.2179 Curr. Yr Rate: 0.2222 Loc. Diff: 1.00 Gen. Inc.1.00 Issued:23-Dec-15

Band:	I	II	III	IV	V
Gs Range:	1-6	7-10	11-12	13-14	15-15
Interval					
01	22,419 - 37,551	48,493 - 61,093	63,323 - 79,031	90,255 - 111,763	125,454 - 140,938
02	37,552 - 48,900	61,094 - 70,543	79,032 - 90,812	111,764 - 127,894	140,939 - 152,551
03	48,901 - 56,471	70,544 - 76,849	90,813 - 98,669	127,895 - 138,651	152,552 - 160,300
04	56,472 - 58,165	76,850 - 79,154	98,670 - 101,629	138,652 - 142,811	160,300 - 160,300
05	58,166 - 59,910	79,155 - 81,529	101,630 - 104,678	142,812 - 147,095	160,300 - 160,300

Series: 1811

Locality Area: Philadelphia-Reading-Camden, PA-NJ-DE-MD



# Special Pay Tables

Report Run On: January 06, 2016

Page 224 of 296

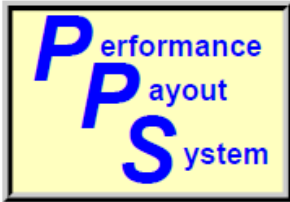
PPS: PIT030501 OPM: 0305 PROFESSIONAL Path: ZP Effective:10-Jan-16  
 Prev. Yr Rate: 0.1637 Curr. Yr Rate: 0.1668 Loc. Diff: 1.00 Gen. Inc. 1.00 Issued:23-Dec-15

Band:	I	II	III	IV	V
Gs Range:	1-6	7-10	11-12	13-14	15-15
Interval					
01	32,972 - 33,128	40,849 - 54,486	60,453 - 75,450	86,164 - 106,698	119,767 - 135,738
02	33,129 - 41,922	54,487 - 64,714	75,451 - 86,698	106,699 - 122,099	135,739 - 147,716
03	41,923 - 47,785	64,715 - 71,532	86,699 - 94,197	122,100 - 132,366	147,717 - 155,702
04	47,786 - 49,219	71,533 - 73,678	94,198 - 97,023	132,367 - 136,337	155,703 - 160,300
05	49,220 - 50,696	73,679 - 75,888	97,024 - 99,934	136,338 - 140,427	160,300 - 160,300

Series: 0690

Locality Area: Pittsburgh-New Castle-Weirton, PA-OH-WV





# Special Pay Tables

Report Run On: January 06, 2016

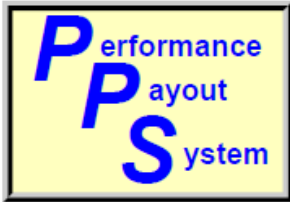
Page 225 of 296

PPS: PIT041401 OPM: 0414 PROFESSIONAL Path: ZP Effective:10-Jan-16  
 Prev. Yr Rate: 0.1637 Curr. Yr Rate: 0.1668 Loc. Diff: 1.00 Gen. Inc.1.00 Issued:23-Dec-15

Band:	I	II	III	IV	V
Gs Range:	1-6	7-10	11-12	13-14	15-15
Interval					
01	0 - 0	45,512 - 54,486	60,453 - 75,450	86,164 - 106,698	119,767 - 135,738
02	36,740 - 41,922	54,487 - 64,714	75,451 - 86,698	106,699 - 122,099	135,739 - 147,716
03	41,923 - 47,785	64,715 - 71,532	86,699 - 94,197	122,100 - 132,366	147,717 - 155,702
04	47,786 - 49,219	71,533 - 73,678	94,198 - 97,023	132,367 - 136,337	155,703 - 160,300
05	49,220 - 50,696	73,679 - 75,888	97,024 - 99,934	136,338 - 140,427	160,300 - 160,300

Series: 0801 0808  
 0810 0819  
 0830 0861  
 0871 0896

Locality Area: Pittsburgh-New Castle-Weirton, PA-OH-WV



# Special Pay Tables

Report Run On: January 06, 2016

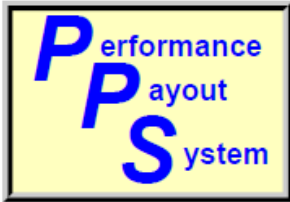
Page 226 of 296

PPS: PIT042201 OPM: 0422 PROFESSIONAL Path: ZP Effective:10-Jan-16  
 Prev. Yr Rate: 0.1637 Curr. Yr Rate: 0.1668 Loc. Diff: 1.00 Gen. Inc. 1.00 Issued:23-Dec-15

Band:	I	II	III	IV	V
Gs Range:	1-6	7-10	11-12	13-14	15-15
Interval					
01	0 - 0	45,512 - 54,486	60,453 - 75,450	86,164 - 106,698	119,767 - 135,738
02	36,740 - 41,922	54,487 - 64,714	75,451 - 86,698	106,699 - 122,099	135,739 - 147,716
03	41,923 - 47,785	64,715 - 71,532	86,699 - 94,197	122,100 - 132,366	147,717 - 155,702
04	47,786 - 49,219	71,533 - 73,678	94,198 - 97,023	132,367 - 136,337	155,703 - 160,300
05	49,220 - 50,696	73,679 - 75,888	97,024 - 99,934	136,338 - 140,427	160,300 - 160,300

Series: 0850 0855

Locality Area: Pittsburgh-New Castle-Weirton, PA-OH-WV



# Special Pay Tables

Report Run On: January 06, 2016

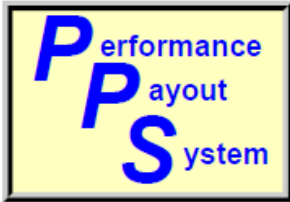
Page 227 of 296

PPS: PIT999B01 OPM: 999B PROFESSIONAL Path: ZP Effective:10-Jan-16  
 Prev. Yr Rate: 0.1637 Curr. Yr Rate: 0.1668 Loc. Diff: 1.00 Gen. Inc. 1.00 Issued:23-Dec-15

Band:	I	II	III	IV	V
Gs Range:	1-6	7-10	11-12	13-14	15-15
Interval					
01	0 - 0	46,562 - 54,857	61,137 - 75,450	86,164 - 106,698	119,767 - 135,738
02	39,002 - 44,190	54,858 - 65,362	75,451 - 86,698	106,699 - 122,099	135,739 - 147,716
03	44,191 - 50,701	65,363 - 72,366	86,699 - 94,197	122,100 - 132,366	147,717 - 155,702
04	50,702 - 52,222	72,367 - 74,537	94,198 - 97,023	132,367 - 136,337	155,703 - 160,300
05	52,223 - 53,789	74,538 - 76,773	97,024 - 99,934	136,338 - 140,427	160,300 - 160,300

Series: 0854 1550  
 2210

Locality Area: Pittsburgh-New Castle-Weirton, PA-OH-WV



# Special Pay Tables

Report Run On: January 06, 2016

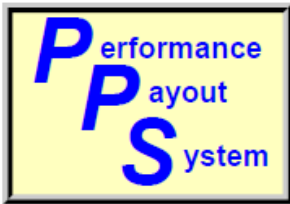
Page 228 of 296

PPS: PITLEO    OPM: LEO    ADMINISTRATIVE    Path: ZA    Effective:10-Jan-16  
 Prev. Yr Rate: 0.1637    Curr. Yr Rate: 0.1668    Loc. Diff: 1.00    Gen. Inc. 1.00    Issued:23-Dec-15

Band:	I	II	III	IV	V
Gs Range:	1-6	7-10	11-12	13-14	15-15
Interval					
01	21,403 - 35,851	46,295 - 58,323	60,453 - 75,449	86,164 - 106,696	119,767 - 135,735
02	35,852 - 46,687	58,324 - 67,344	75,450 - 86,696	106,697 - 122,095	135,736 - 147,711
03	46,688 - 53,911	67,345 - 73,366	86,697 - 94,197	122,096 - 132,366	147,712 - 155,702
04	53,912 - 55,528	73,367 - 75,567	94,198 - 97,023	132,367 - 136,337	155,703 - 160,300
05	55,529 - 57,194	75,568 - 77,834	97,024 - 99,934	136,338 - 140,427	160,300 - 160,300

Series: 1811

Locality Area: Pittsburgh-New Castle-Weirton, PA-OH-WV



# Special Pay Tables

Report Run On: January 06, 2016

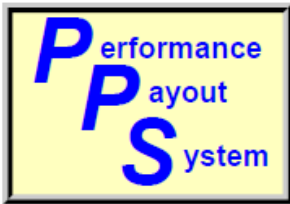
Page 229 of 296

PPS: POR041401 OPM: 0414 PROFESSIONAL Path: ZP Effective:10-Jan-16  
 Prev. Yr Rate: 0.2035 Curr. Yr Rate: 0.2069 Loc. Diff: 1.00 Gen. Inc. 1.00 Issued:23-Dec-15

Band:	I	II	III	IV	V
Gs Range:	1-6	7-10	11-12	13-14	15-15
Interval					
01	0 - 0	45,512 - 56,358	62,531 - 78,043	89,125 - 110,365	123,883 - 140,068
02	36,740 - 43,363	56,359 - 66,937	78,044 - 89,678	110,366 - 126,296	140,069 - 152,207
03	43,364 - 49,427	66,938 - 73,990	89,679 - 97,434	126,297 - 136,916	152,208 - 160,300
04	49,428 - 50,910	73,991 - 76,210	97,435 - 100,357	136,917 - 141,023	160,300 - 160,300
05	50,911 - 52,437	76,211 - 78,496	100,358 - 103,368	141,024 - 145,254	160,300 - 160,300

**Series:** 0801 0808  
 0810 0819  
 0830 0861  
 0871 0896

Locality Area: Portland-Vancouver-Salem, OR-WA



# Special Pay Tables

Report Run On: January 06, 2016

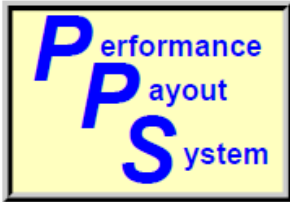
Page 230 of 296

PPS: POR042201 OPM: 0422 PROFESSIONAL Path: ZP Effective:10-Jan-16  
 Prev. Yr Rate: 0.2035 Curr. Yr Rate: 0.2069 Loc. Diff: 1.00 Gen. Inc. 1.00 Issued:23-Dec-15

Band:	I	II	III	IV	V
Gs Range:	1-6	7-10	11-12	13-14	15-15
Interval					
01	0 - 0	45,512 - 56,358	62,531 - 78,043	89,125 - 110,365	123,883 - 140,068
02	36,740 - 43,363	56,359 - 66,937	78,044 - 89,678	110,366 - 126,296	140,069 - 152,207
03	43,364 - 49,427	66,938 - 73,990	89,679 - 97,434	126,297 - 136,916	152,208 - 160,300
04	49,428 - 50,910	73,991 - 76,210	97,435 - 100,357	136,917 - 141,023	160,300 - 160,300
05	50,911 - 52,437	76,211 - 78,496	100,358 - 103,368	141,024 - 145,254	160,300 - 160,300

Series: 0850 0855

Locality Area: Portland-Vancouver-Salem, OR-WA



# Special Pay Tables

Report Run On: January 06, 2016

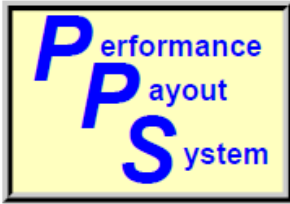
Page 231 of 296

PPS: POR999C01 OPM: 999C PROFESSIONAL Path: ZP Effective:10-Jan-16  
 Prev. Yr Rate: 0.2035 Curr. Yr Rate: 0.2069 Loc. Diff: 1.00 Gen. Inc. 1.00 Issued:23-Dec-15

Band:	I	II	III	IV	V
Gs Range:	1-6	7-10	11-12	13-14	15-15
Interval					
01	0 - 0	47,262 - 56,358	62,531 - 78,043	89,125 - 110,365	123,883 - 140,068
02	39,567 - 44,925	56,359 - 66,937	78,044 - 89,678	110,366 - 126,296	140,069 - 152,207
03	44,926 - 51,436	66,938 - 73,990	89,679 - 97,434	126,297 - 136,916	152,208 - 160,300
04	51,437 - 52,979	73,991 - 76,210	97,435 - 100,357	136,917 - 141,023	160,300 - 160,300
05	52,980 - 54,568	76,211 - 78,496	100,358 - 103,368	141,024 - 145,254	160,300 - 160,300

Series: 0854 1550  
 2210

Locality Area: Portland-Vancouver-Salem, OR-WA



# Special Pay Tables

Report Run On: January 06, 2016

Page 232 of 296

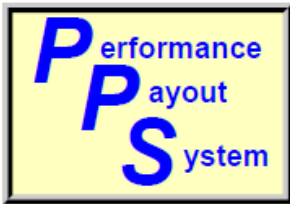
PPS: PORLEO OPM: LEO ADMINISTRATIVE Path: ZA Effective:10-Jan-16  
 Prev. Yr Rate: 0.2035 Curr. Yr Rate: 0.2069 Loc. Diff: 1.00 Gen. Inc. 1.00 Issued:23-Dec-15

Band:	I	II	III	IV	V
Gs Range:	1-6	7-10	11-12	13-14	15-15
Interval					
01	22,138 - 37,082	47,886 - 60,330	62,531 - 78,043	89,125 - 110,365	123,883 - 140,067
02	37,083 - 48,290	60,331 - 69,663	78,044 - 89,677	110,366 - 126,295	140,068 - 152,205
03	48,291 - 55,764	69,664 - 75,887	89,678 - 97,434	126,296 - 136,916	152,206 - 160,300
04	55,765 - 57,437	75,888 - 78,164	97,435 - 100,357	136,917 - 141,023	160,300 - 160,300
05	57,438 - 59,160	78,165 - 80,509	100,358 - 103,368	141,024 - 145,254	160,300 - 160,300

Series: 1811

Locality Area: Portland-Vancouver-Salem, OR-WA





# Special Pay Tables

Report Run On: January 06, 2016

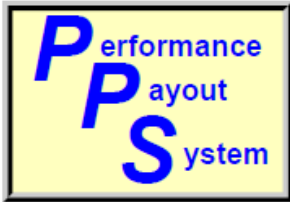
Page 233 of 296

PPS: PX041401 OPM: 0414 PROFESSIONAL Path: ZP Effective:10-Jan-16  
 Prev. Yr Rate: 0.1676 Curr. Yr Rate: 0.1712 Loc. Diff: 1.00 Gen. Inc. 1.00 Issued:23-Dec-15

Band:	I	II	III	IV	V
Gs Range:	1-6	7-10	11-12	13-14	15-15
Interval					
01	0 - 0	45,512 - 54,691	60,681 - 75,735	86,488 - 107,100	120,219 - 136,251
02	36,740 - 42,080	54,692 - 64,958	75,736 - 87,025	107,101 - 122,560	136,252 - 148,274
03	42,081 - 47,965	64,959 - 71,802	87,026 - 94,552	122,561 - 132,866	148,275 - 156,290
04	47,966 - 49,404	71,803 - 73,956	94,553 - 97,389	132,867 - 136,852	156,291 - 160,300
05	49,405 - 50,886	73,957 - 76,175	97,390 - 100,311	136,853 - 140,958	160,300 - 160,300

**Series:** 0801 0808  
 0810 0819  
 0830 0861  
 0871 0896

Locality Area: Phoenix-Mesa-Scottsdale, AZ



# Special Pay Tables

Report Run On: January 06, 2016

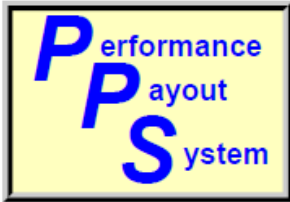
Page 234 of 296

PPS: PX042201 OPM: 0422 PROFESSIONAL Path: ZP Effective:10-Jan-16  
 Prev. Yr Rate: 0.1676 Curr. Yr Rate: 0.1712 Loc. Diff: 1.00 Gen. Inc. 1.00 Issued:23-Dec-15

Band:	I	II	III	IV	V
Gs Range:	1-6	7-10	11-12	13-14	15-15
Interval					
01	0 - 0	45,512 - 54,691	60,681 - 75,735	86,488 - 107,100	120,219 - 136,251
02	36,740 - 42,080	54,692 - 64,958	75,736 - 87,025	107,101 - 122,560	136,252 - 148,274
03	42,081 - 47,965	64,959 - 71,802	87,026 - 94,552	122,561 - 132,866	148,275 - 156,290
04	47,966 - 49,404	71,803 - 73,956	94,553 - 97,389	132,867 - 136,852	156,291 - 160,300
05	49,405 - 50,886	73,957 - 76,175	97,390 - 100,311	136,853 - 140,958	160,300 - 160,300

Series: 0850 0855

Locality Area: Phoenix-Mesa-Scottsdale, AZ



# Special Pay Tables

Report Run On: January 06, 2016

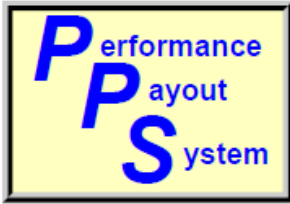
Page 235 of 296

PPS: PX999B01 OPM: 999B PROFESSIONAL Path: ZP Effective:10-Jan-16  
 Prev. Yr Rate: 0.1676 Curr. Yr Rate: 0.1712 Loc. Diff: 1.00 Gen. Inc. 1.00 Issued:23-Dec-15

Band:	I	II	III	IV	V
Gs Range:	1-6	7-10	11-12	13-14	15-15
Interval					
01	0 - 0	46,562 - 54,942	61,137 - 75,735	86,488 - 107,100	120,219 - 136,251
02	39,002 - 44,208	54,943 - 65,396	75,736 - 87,025	107,101 - 122,560	136,252 - 148,274
03	44,209 - 50,701	65,397 - 72,366	87,026 - 94,552	122,561 - 132,866	148,275 - 156,290
04	50,702 - 52,222	72,367 - 74,537	94,553 - 97,389	132,867 - 136,852	156,291 - 160,300
05	52,223 - 53,789	74,538 - 76,773	97,390 - 100,311	136,853 - 140,958	160,300 - 160,300

Series: 0854 1550  
 2210

Locality Area: Phoenix-Mesa-Scottsdale, AZ



# Special Pay Tables

Report Run On: January 06, 2016

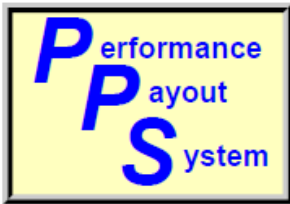
Page 236 of 296

PPS: PXLEO    OPM: LEO    ADMINISTRATIVE    Path: ZA    Effective:10-Jan-16  
 Prev. Yr Rate: 0.1676    Curr. Yr Rate: 0.1712    Loc. Diff: 1.00    Gen. Inc. 1.00    Issued:23-Dec-15

Band:	I	II	III	IV	V
Gs Range:	1-6	7-10	11-12	13-14	15-15
Interval					
01	21,483 - 35,983	46,470 - 58,546	60,681 - 75,733	86,488 - 107,100	120,219 - 136,247
02	35,984 - 46,858	58,547 - 67,603	75,734 - 87,022	107,101 - 122,559	136,248 - 148,268
03	46,859 - 54,114	67,604 - 73,643	87,023 - 94,552	122,560 - 132,866	148,269 - 156,290
04	54,115 - 55,737	73,644 - 75,852	94,553 - 97,389	132,867 - 136,852	156,291 - 160,300
05	55,738 - 57,409	75,853 - 78,128	97,390 - 100,311	136,853 - 140,958	160,300 - 160,300

Series: 1811

Locality Area: Phoenix-Mesa-Scottsdale, AZ



# Special Pay Tables

Report Run On: January 06, 2016

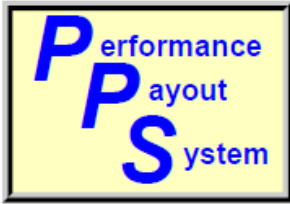
Page 237 of 296

PPS: RA041401 OPM: 0414 PROFESSIONAL Path: ZP Effective:10-Jan-16  
 Prev. Yr Rate: 0.1764 Curr. Yr Rate: 0.1794 Loc. Diff: 1.00 Gen. Inc. 1.00 Issued:23-Dec-15

Band:	I	II	III	IV	V
Gs Range:	1-6	7-10	11-12	13-14	15-15
Interval					
01	0 - 0	45,512 - 55,074	61,106 - 76,265	87,094 - 107,850	121,061 - 137,205
02	36,740 - 42,375	55,075 - 65,412	76,266 - 87,634	107,851 - 123,418	137,206 - 149,312
03	42,376 - 48,301	65,413 - 72,304	87,635 - 95,214	123,419 - 133,796	149,313 - 157,384
04	48,302 - 49,750	72,305 - 74,473	95,215 - 98,070	133,797 - 137,810	157,385 - 160,300
05	49,751 - 51,243	74,474 - 76,707	98,071 - 101,012	137,811 - 141,944	160,300 - 160,300

**Series:** 0801 0808  
 0810 0819  
 0830 0861  
 0871 0896

Locality Area: Raleigh-Durham-Chapel Hill, NC



# Special Pay Tables

Report Run On: January 06, 2016

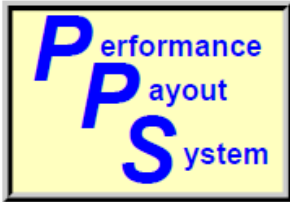
Page 238 of 296

PPS: RA042201 OPM: 0422 PROFESSIONAL Path: ZP Effective:10-Jan-16  
 Prev. Yr Rate: 0.1764 Curr. Yr Rate: 0.1794 Loc. Diff: 1.00 Gen. Inc. 1.00 Issued:23-Dec-15

Band:	I	II	III	IV	V
Gs Range:	1-6	7-10	11-12	13-14	15-15
Interval					
01	0 - 0	45,512 - 55,074	61,106 - 76,265	87,094 - 107,850	121,061 - 137,205
02	36,740 - 42,375	55,075 - 65,412	76,266 - 87,634	107,851 - 123,418	137,206 - 149,312
03	42,376 - 48,301	65,413 - 72,304	87,635 - 95,214	123,419 - 133,796	149,313 - 157,384
04	48,302 - 49,750	72,305 - 74,473	95,215 - 98,070	133,797 - 137,810	157,385 - 160,300
05	49,751 - 51,243	74,474 - 76,707	98,071 - 101,012	137,811 - 141,944	160,300 - 160,300

Series: 0850 0855

Locality Area: Raleigh-Durham-Chapel Hill, NC



# Special Pay Tables

Report Run On: January 06, 2016

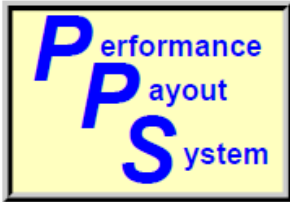
Page 239 of 296

PPS: RA999B01 OPM: 999B PROFESSIONAL Path: ZP Effective:10-Jan-16  
 Prev. Yr Rate: 0.1764 Curr. Yr Rate: 0.1794 Loc. Diff: 1.00 Gen. Inc. 1.00 Issued:23-Dec-15

Band:	I	II	III	IV	V
Gs Range:	1-6	7-10	11-12	13-14	15-15
Interval					
01	0 - 0	46,562 - 55,102	61,137 - 76,265	87,094 - 107,850	121,061 - 137,205
02	39,002 - 44,242	55,103 - 65,460	76,266 - 87,634	107,851 - 123,418	137,206 - 149,312
03	44,243 - 50,701	65,461 - 72,366	87,635 - 95,214	123,419 - 133,796	149,313 - 157,384
04	50,702 - 52,222	72,367 - 74,537	95,215 - 98,070	133,797 - 137,810	157,385 - 160,300
05	52,223 - 53,789	74,538 - 76,773	98,071 - 101,012	137,811 - 141,944	160,300 - 160,300

Series: 0854 1550  
 2210

Locality Area: Raleigh-Durham-Chapel Hill, NC



# Special Pay Tables

Report Run On: January 06, 2016

Page 240 of 296

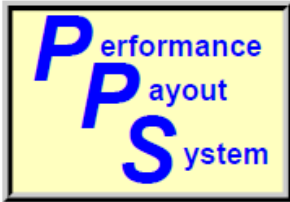
PPS: RALEO    OPM: LEO    ADMINISTRATIVE    Path: ZA    Effective:10-Jan-16  
 Prev. Yr Rate: 0.1764    Curr. Yr Rate: 0.1794    Loc. Diff: 1.00    Gen. Inc.1.00    Issued:23-Dec-15

Band:	I	II	III	IV	V
Gs Range:	1-6	7-10	11-12	13-14	15-15
Interval					
01	21,634 - 36,238	46,795 - 58,955	61,106 - 76,262	87,094 - 107,850	121,061 - 137,201
02	36,239 - 47,191	58,956 - 68,075	76,263 - 87,629	107,851 - 123,417	137,202 - 149,306
03	47,192 - 54,493	68,076 - 74,158	87,630 - 95,214	123,418 - 133,796	149,307 - 157,384
04	54,494 - 56,128	74,159 - 76,383	95,215 - 98,070	133,797 - 137,810	157,385 - 160,300
05	56,129 - 57,812	76,384 - 78,674	98,071 - 101,012	137,811 - 141,944	160,300 - 160,300

Series: 1811

Locality Area: Raleigh-Durham-Chapel Hill, NC





# Special Pay Tables

Report Run On: January 06, 2016

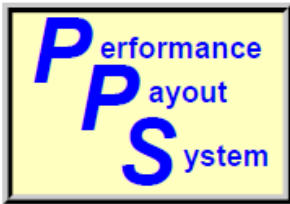
Page 241 of 296

PPS: RCH030501 OPM: 0305 PROFESSIONAL Path: ZP Effective:10-Jan-16  
 Prev. Yr Rate: 0.1647 Curr. Yr Rate: 0.1676 Loc. Diff: 1.00 Gen. Inc. 1.00 Issued:23-Dec-15

Band:	I	II	III	IV	V
Gs Range:	1-6	7-10	11-12	13-14	15-15
Interval					
01	32,972 - 33,151	40,877 - 54,523	60,495 - 75,503	86,223 - 106,771	119,849 - 135,831
02	33,152 - 41,951	54,524 - 64,758	75,504 - 86,758	106,772 - 122,183	135,832 - 147,818
03	41,952 - 47,818	64,759 - 71,581	86,759 - 94,262	122,184 - 132,457	147,819 - 155,809
04	47,819 - 49,253	71,582 - 73,728	94,263 - 97,090	132,458 - 136,431	155,810 - 160,300
05	49,254 - 50,731	73,729 - 75,940	97,091 - 100,003	136,432 - 140,524	160,300 - 160,300

Series: 0690

Locality Area: Richmond, VA



# Special Pay Tables

Report Run On: January 06, 2016

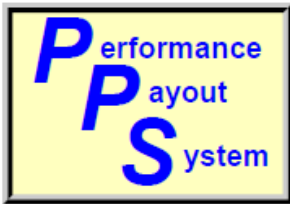
Page 242 of 296

PPS: RCH041401 OPM: 0414 PROFESSIONAL Path: ZP Effective:10-Jan-16  
 Prev. Yr Rate: 0.1647 Curr. Yr Rate: 0.1676 Loc. Diff: 1.00 Gen. Inc. 1.00 Issued:23-Dec-15

Band:	I	II	III	IV	V
Gs Range:	1-6	7-10	11-12	13-14	15-15
Interval					
01	0 - 0	45,512 - 54,523	60,495 - 75,503	86,223 - 106,771	119,849 - 135,831
02	36,740 - 41,951	54,524 - 64,758	75,504 - 86,758	106,772 - 122,183	135,832 - 147,818
03	41,952 - 47,818	64,759 - 71,581	86,759 - 94,262	122,184 - 132,457	147,819 - 155,809
04	47,819 - 49,253	71,582 - 73,728	94,263 - 97,090	132,458 - 136,431	155,810 - 160,300
05	49,254 - 50,731	73,729 - 75,940	97,091 - 100,003	136,432 - 140,524	160,300 - 160,300

**Series:** 0801 0808  
 0810 0819  
 0830 0861  
 0871 0896

Locality Area: Richmond, VA



# Special Pay Tables

Report Run On: January 06, 2016

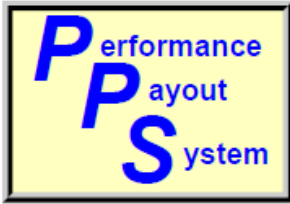
Page 243 of 296

PPS: RCH042201 OPM: 0422 PROFESSIONAL Path: ZP Effective:10-Jan-16  
 Prev. Yr Rate: 0.1647 Curr. Yr Rate: 0.1676 Loc. Diff: 1.00 Gen. Inc. 1.00 Issued:23-Dec-15

Band:	I	II	III	IV	V
Gs Range:	1-6	7-10	11-12	13-14	15-15
Interval					
01	0 - 0	45,512 - 54,523	60,495 - 75,503	86,223 - 106,771	119,849 - 135,831
02	36,740 - 41,951	54,524 - 64,758	75,504 - 86,758	106,772 - 122,183	135,832 - 147,818
03	41,952 - 47,818	64,759 - 71,581	86,759 - 94,262	122,184 - 132,457	147,819 - 155,809
04	47,819 - 49,253	71,582 - 73,728	94,263 - 97,090	132,458 - 136,431	155,810 - 160,300
05	49,254 - 50,731	73,729 - 75,940	97,091 - 100,003	136,432 - 140,524	160,300 - 160,300

Series: 0850 0855

Locality Area: Richmond, VA



# Special Pay Tables

Report Run On: January 06, 2016

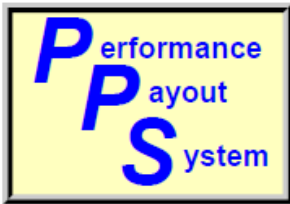
Page 244 of 296

PPS: RCH999B01 OPM: 999B PROFESSIONAL Path: ZP Effective:10-Jan-16  
 Prev. Yr Rate: 0.1647 Curr. Yr Rate: 0.1676 Loc. Diff: 1.00 Gen. Inc. 1.00 Issued:23-Dec-15

Band:	I	II	III	IV	V
Gs Range:	1-6	7-10	11-12	13-14	15-15
Interval					
01	0 - 0	46,562 - 54,872	61,137 - 75,503	86,223 - 106,771	119,849 - 135,831
02	39,002 - 44,193	54,873 - 65,368	75,504 - 86,758	106,772 - 122,183	135,832 - 147,818
03	44,194 - 50,701	65,369 - 72,366	86,759 - 94,262	122,184 - 132,457	147,819 - 155,809
04	50,702 - 52,222	72,367 - 74,537	94,263 - 97,090	132,458 - 136,431	155,810 - 160,300
05	52,223 - 53,789	74,538 - 76,773	97,091 - 100,003	136,432 - 140,524	160,300 - 160,300

Series: 0854 1550  
 2210

Locality Area: Richmond, VA



# Special Pay Tables

Report Run On: January 06, 2016

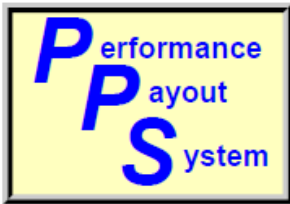
Page 245 of 296

PPS: RCHLEO OPM: LEO ADMINISTRATIVE Path: ZA Effective:10-Jan-16  
 Prev. Yr Rate: 0.1647 Curr. Yr Rate: 0.1676 Loc. Diff: 1.00 Gen. Inc. 1.00 Issued:23-Dec-15

Band:	I	II	III	IV	V
Gs Range:	1-6	7-10	11-12	13-14	15-15
Interval					
01	21,417 - 35,873	46,327 - 58,363	60,495 - 75,499	86,223 - 106,771	119,849 - 135,829
02	35,874 - 46,715	58,364 - 67,390	75,500 - 86,752	106,772 - 122,182	135,830 - 147,814
03	46,716 - 53,948	67,391 - 73,416	86,753 - 94,262	122,183 - 132,457	147,815 - 155,809
04	53,949 - 55,566	73,417 - 75,618	94,263 - 97,090	132,458 - 136,431	155,810 - 160,300
05	55,567 - 57,233	75,619 - 77,887	97,091 - 100,003	136,432 - 140,524	160,300 - 160,300

Series: 1811

Locality Area: Richmond, VA



# Special Pay Tables

Report Run On: January 06, 2016

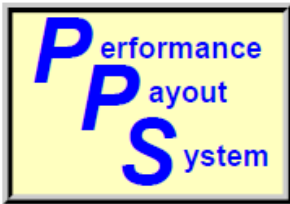
Page 246 of 296

PPS: RUS030501 OPM: 0305 PROFESSIONAL Path: ZP Effective: 10-Jan-16  
 Prev. Yr Rate: 0.1416 Curr. Yr Rate: 0.1435 Loc. Diff: 1.00 Gen. Inc. 1.00 Issued: 23-Dec-15

Band:	I	II	III	IV	V
Gs Range:	1-6	7-10	11-12	13-14	15-15
Interval					
01	0 - 0	40,033 - 53,397	59,246 - 73,944	84,443 - 104,567	117,376 - 133,028
02	32,972 - 41,085	53,398 - 63,421	73,945 - 84,967	104,568 - 119,661	133,029 - 144,767
03	41,086 - 46,831	63,422 - 70,103	84,968 - 92,316	119,662 - 129,723	144,768 - 152,593
04	46,832 - 48,236	70,104 - 72,206	92,317 - 95,085	129,724 - 133,615	152,594 - 157,171
05	48,237 - 49,683	72,207 - 74,372	95,086 - 97,938	133,616 - 137,623	157,172 - 160,300

Series: 0690

Locality Area: REST of US



# Special Pay Tables

Report Run On: January 06, 2016

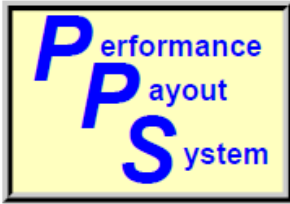
Page 247 of 296

PPS: RUS041401 OPM: 0414 PROFESSIONAL Path: ZP Effective: 10-Jan-16  
 Prev. Yr Rate: 0.1416 Curr. Yr Rate: 0.1435 Loc. Diff: 1.00 Gen. Inc. 1.00 Issued: 23-Dec-15

Band:	I	II	III	IV	V
Gs Range:	1-6	7-10	11-12	13-14	15-15
Interval					
01	0 - 0	45,512 - 53,397	59,246 - 73,944	84,443 - 104,567	117,376 - 133,028
02	36,740 - 41,085	53,398 - 63,421	73,945 - 84,967	104,568 - 119,661	133,029 - 144,767
03	41,086 - 46,831	63,422 - 70,103	84,968 - 92,316	119,662 - 129,723	144,768 - 152,593
04	46,832 - 48,236	70,104 - 72,206	92,317 - 95,085	129,724 - 133,615	152,594 - 157,171
05	48,237 - 49,683	72,207 - 74,372	95,086 - 97,938	133,616 - 137,623	157,172 - 160,300

Series: 0801 0808  
 0810 0819  
 0830 0861  
 0871 0896

Locality Area: REST of US



# Special Pay Tables

Report Run On: January 06, 2016

Page 248 of 296

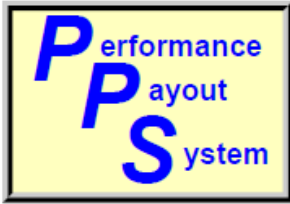
PPS: RUS042201 OPM: 0422 PROFESSIONAL Path: ZP Effective:10-Jan-16  
 Prev. Yr Rate: 0.1416 Curr. Yr Rate: 0.1435 Loc. Diff: 1.00 Gen. Inc. 1.00 Issued:23-Dec-15

Band:	I	II	III	IV	V
Gs Range:	1-6	7-10	11-12	13-14	15-15
Interval					
01	0 - 0	45,512 - 53,397	60,446 - 73,944	84,443 - 104,567	117,376 - 133,028
02	36,740 - 41,085	53,398 - 63,421	73,945 - 84,967	104,568 - 119,661	133,029 - 144,767
03	41,086 - 46,831	63,422 - 70,103	84,968 - 92,316	119,662 - 129,723	144,768 - 152,593
04	46,832 - 48,236	70,104 - 72,206	92,317 - 95,085	129,724 - 133,615	152,594 - 157,171
05	48,237 - 49,683	72,207 - 74,372	95,086 - 97,938	133,616 - 137,623	157,172 - 160,300

Series: 0850 0855

Locality Area: REST of US





# Special Pay Tables

Report Run On: January 06, 2016

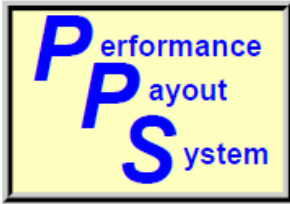
Page 249 of 296

PPS: RUS305G01 OPM: 305G PROFESSIONAL Path: ZP Effective:10-Jan-16  
 Prev. Yr Rate: 0.1416 Curr. Yr Rate: 0.1435 Loc. Diff: 1.00 Gen. Inc. 1.00 Issued:23-Dec-15

Band:	I	II	III	IV	V
Gs Range:	1-6	7-10	11-12	13-14	15-15
Interval					
01	0 - 0	44,701 - 55,493	62,700 - 74,864	84,443 - 104,567	117,376 - 133,028
02	37,028 - 41,085	55,494 - 67,089	74,865 - 86,577	104,568 - 119,661	133,029 - 144,767
03	41,086 - 46,831	67,090 - 74,819	86,578 - 94,386	119,662 - 129,723	144,768 - 152,593
04	46,832 - 48,236	74,820 - 77,064	94,387 - 97,218	129,724 - 133,615	152,594 - 157,171
05	48,237 - 49,683	77,065 - 79,376	97,219 - 100,135	133,616 - 137,623	157,172 - 160,300

Series: 0690

Locality Area: REST of US



# Special Pay Tables

Report Run On: January 06, 2016

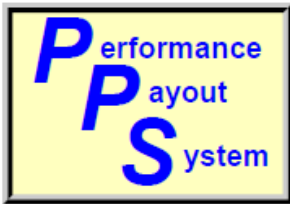
Page 250 of 296

PPS: RUS305P01 OPM: 305P PROFESSIONAL Path: ZP Effective:10-Jan-16  
 Prev. Yr Rate: 0.1416 Curr. Yr Rate: 0.1435 Loc. Diff: 1.00 Gen. Inc. 1.00 Issued:23-Dec-15

Band:	I	II	III	IV	V
Gs Range:	1-6	7-10	11-12	13-14	15-15
Interval					
01	0 - 0	44,701 - 55,493	62,700 - 74,864	84,443 - 104,567	117,376 - 133,028
02	37,028 - 41,085	55,494 - 67,089	74,865 - 86,577	104,568 - 119,661	133,029 - 144,767
03	41,086 - 46,831	67,090 - 74,819	86,578 - 94,386	119,662 - 129,723	144,768 - 152,593
04	46,832 - 48,236	74,820 - 77,064	94,387 - 97,218	129,724 - 133,615	152,594 - 157,171
05	48,237 - 49,683	77,065 - 79,376	97,219 - 100,135	133,616 - 137,623	157,172 - 160,300

Series: 0690

Locality Area: REST of US



# Special Pay Tables

Report Run On: January 06, 2016

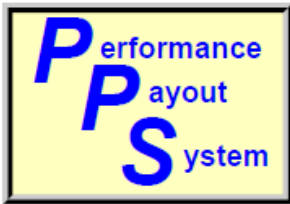
Page 251 of 296

PPS: RUS414G01 OPM: 414G PROFESSIONAL Path: ZP Effective: 10-Jan-16  
 Prev. Yr Rate: 0.1416 Curr. Yr Rate: 0.1435 Loc. Diff: 1.00 Gen. Inc. 1.00 Issued: 23-Dec-15

Band:	I	II	III	IV	V
Gs Range:	1-6	7-10	11-12	13-14	15-15
Interval					
01	0 - 0	50,536 - 56,239	66,154 - 74,864	84,443 - 104,567	117,376 - 133,028
02	40,796 - 43,931	56,240 - 68,394	74,865 - 86,577	104,568 - 119,661	133,029 - 144,767
03	43,932 - 50,490	68,395 - 76,497	86,578 - 94,386	119,662 - 129,723	144,768 - 152,593
04	50,491 - 52,005	76,498 - 78,792	94,387 - 97,218	129,724 - 133,615	152,594 - 157,171
05	52,006 - 53,565	78,793 - 81,156	97,219 - 100,135	133,616 - 137,623	157,172 - 160,300

Series: 0801 0808  
 0810 0819  
 0830 0861  
 0871 0896

Locality Area: REST of US



# Special Pay Tables

Report Run On: January 06, 2016

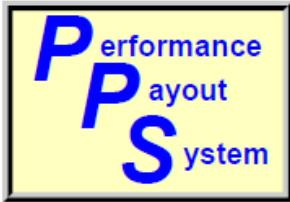
Page 252 of 296

PPS: RUS414N01 OPM: 414N PROFESSIONAL Path: ZP Effective: 10-Jan-16  
 Prev. Yr Rate: 0.1416 Curr. Yr Rate: 0.1435 Loc. Diff: 1.00 Gen. Inc. 1.00 Issued: 23-Dec-15

Band:	I	II	III	IV	V
Gs Range:	1-6	7-10	11-12	13-14	15-15
Interval					
01	0 - 0	50,536 - 56,239	66,154 - 74,864	84,443 - 104,567	117,376 - 133,028
02	40,796 - 43,931	56,240 - 68,394	74,865 - 86,577	104,568 - 119,661	133,029 - 144,767
03	43,932 - 50,490	68,395 - 76,497	86,578 - 94,386	119,662 - 129,723	144,768 - 152,593
04	50,491 - 52,005	76,498 - 78,792	94,387 - 97,218	129,724 - 133,615	152,594 - 157,171
05	52,006 - 53,565	78,793 - 81,156	97,219 - 100,135	133,616 - 137,623	157,172 - 160,300

Series: 0801 0808  
 0810 0819  
 0830 0861  
 0871 0896

Locality Area: REST of US



# Special Pay Tables

Report Run On: January 06, 2016

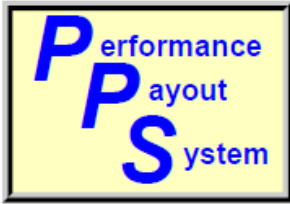
Page 253 of 296

PPS: RUS414P01 OPM: 414P PROFESSIONAL Path: ZP Effective:10-Jan-16  
 Prev. Yr Rate: 0.1416 Curr. Yr Rate: 0.1435 Loc. Diff: 1.00 Gen. Inc. 1.00 Issued:23-Dec-15

Band:	I	II	III	IV	V
Gs Range:	1-6	7-10	11-12	13-14	15-15
Interval					
01	0 - 0	50,536 - 56,239	66,154 - 74,864	84,443 - 104,567	117,376 - 133,028
02	40,796 - 43,931	56,240 - 68,394	74,865 - 86,577	104,568 - 119,661	133,029 - 144,767
03	43,932 - 50,490	68,395 - 76,497	86,578 - 94,386	119,662 - 129,723	144,768 - 152,593
04	50,491 - 52,005	76,498 - 78,792	94,387 - 97,218	129,724 - 133,615	152,594 - 157,171
05	52,006 - 53,565	78,793 - 81,156	97,219 - 100,135	133,616 - 137,623	157,172 - 160,300

**Series:** 0801 0808  
 0810 0819  
 0830 0861  
 0871 0896

Locality Area: REST of US



# Special Pay Tables

Report Run On: January 06, 2016

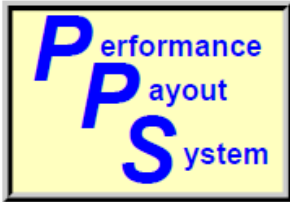
Page 254 of 296

PPS: RUS422G01 OPM: 422G PROFESSIONAL Path: ZP Effective:10-Jan-16  
 Prev. Yr Rate: 0.1416 Curr. Yr Rate: 0.1435 Loc. Diff: 1.00 Gen. Inc. 1.00 Issued:23-Dec-15

Band:	I	II	III	IV	V
Gs Range:	1-6	7-10	11-12	13-14	15-15
Interval					
01	0 - 0	50,536 - 56,239	67,881 - 76,704	84,443 - 104,567	117,376 - 133,028
02	40,796 - 43,931	56,240 - 68,394	76,705 - 89,797	104,568 - 119,661	133,029 - 144,767
03	43,932 - 50,490	68,395 - 76,497	89,798 - 98,526	119,662 - 129,723	144,768 - 152,593
04	50,491 - 52,005	76,498 - 78,792	98,527 - 101,482	129,724 - 133,615	152,594 - 157,171
05	52,006 - 53,565	78,793 - 81,156	101,483 - 104,526	133,616 - 137,623	157,172 - 160,300

Series: 0850 0855

Locality Area: REST of US



# Special Pay Tables

Report Run On: January 06, 2016

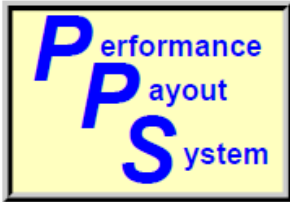
Page 255 of 296

PPS: RUS422P01 OPM: 422P PROFESSIONAL Path: ZP Effective:10-Jan-16  
 Prev. Yr Rate: 0.1416 Curr. Yr Rate: 0.1435 Loc. Diff: 1.00 Gen. Inc. 1.00 Issued:23-Dec-15

Band:	I	II	III	IV	V
Gs Range:	1-6	7-10	11-12	13-14	15-15
Interval					
01	0 - 0	50,536 - 56,239	67,881 - 76,704	84,443 - 104,567	117,376 - 133,028
02	40,796 - 43,931	56,240 - 68,394	76,705 - 89,797	104,568 - 119,661	133,029 - 144,767
03	43,932 - 50,490	68,395 - 76,497	89,798 - 98,526	119,662 - 129,723	144,768 - 152,593
04	50,491 - 52,005	76,498 - 78,792	98,527 - 101,482	129,724 - 133,615	152,594 - 157,171
05	52,006 - 53,565	78,793 - 81,156	101,483 - 104,526	133,616 - 137,623	157,172 - 160,300

Series: 0850 0855

Locality Area: REST of US



# Special Pay Tables

Report Run On: January 06, 2016

Page 256 of 296

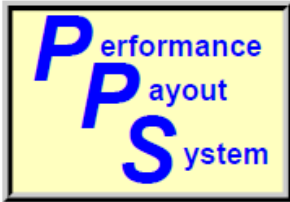
PPS: RUS422S01 OPM: 422S PROFESSIONAL Path: ZP Effective:10-Jan-16  
 Prev. Yr Rate: 0.1416 Curr. Yr Rate: 0.1435 Loc. Diff: 1.00 Gen. Inc. 1.00 Issued:23-Dec-15

Band:	I	II	III	IV	V
Gs Range:	1-6	7-10	11-12	13-14	15-15
Interval					
01	0 - 0	50,536 - 56,239	67,881 - 76,704	84,443 - 104,567	117,376 - 133,028
02	40,796 - 43,931	56,240 - 68,394	76,705 - 89,797	104,568 - 119,661	133,029 - 144,767
03	43,932 - 50,490	68,395 - 76,497	89,798 - 98,526	119,662 - 129,723	144,768 - 152,593
04	50,491 - 52,005	76,498 - 78,792	98,527 - 101,482	129,724 - 133,615	152,594 - 157,171
05	52,006 - 53,565	78,793 - 81,156	101,483 - 104,526	133,616 - 137,623	157,172 - 160,300

Series: 0850 0855

Locality Area: REST of US





# Special Pay Tables

Report Run On: January 06, 2016

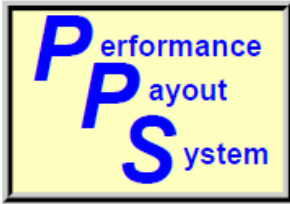
Page 257 of 296

PPS: RUS999B01 OPM: 999B PROFESSIONAL Path: ZP Effective:10-Jan-16  
 Prev. Yr Rate: 0.1416 Curr. Yr Rate: 0.1435 Loc. Diff: 1.00 Gen. Inc. 1.00 Issued:23-Dec-15

Band:	I	II	III	IV	V
Gs Range:	1-6	7-10	11-12	13-14	15-15
Interval					
01	0 - 0	46,562 - 54,403	61,137 - 73,944	84,443 - 104,567	117,376 - 133,028
02	39,002 - 44,095	54,404 - 65,181	73,945 - 84,967	104,568 - 119,661	133,029 - 144,767
03	44,096 - 50,701	65,182 - 72,366	84,968 - 92,316	119,662 - 129,723	144,768 - 152,593
04	50,702 - 52,222	72,367 - 74,537	92,317 - 95,085	129,724 - 133,615	152,594 - 157,171
05	52,223 - 53,789	74,538 - 76,773	95,086 - 97,938	133,616 - 137,623	157,172 - 160,300

Series: 0854 1550  
 2210

Locality Area: REST of US



# Special Pay Tables

Report Run On: January 06, 2016

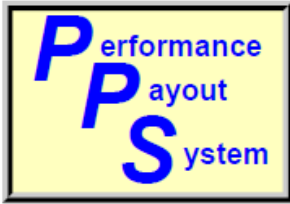
Page 258 of 296

PPS: RUS99AG01 OPM: 99AG PROFESSIONAL Path: ZP Effective:10-Jan-16  
 Prev. Yr Rate: 0.1416 Curr. Yr Rate: 0.1435 Loc. Diff: 1.00 Gen. Inc. 1.00 Issued:23-Dec-15

Band:	I	II	III	IV	V
Gs Range:	1-6	7-10	11-12	13-14	15-15
Interval					
01	0 - 0	50,536 - 57,953	68,054 - 77,532	84,443 - 104,567	117,376 - 133,028
02	40,797 - 45,910	57,954 - 71,394	77,533 - 91,246	104,568 - 119,661	133,029 - 144,767
03	45,911 - 53,034	71,395 - 80,354	91,247 - 100,389	119,662 - 129,723	144,768 - 152,593
04	53,035 - 54,625	80,355 - 82,765	100,390 - 103,401	129,724 - 133,615	152,594 - 157,171
05	54,626 - 56,264	82,766 - 85,248	103,402 - 106,503	133,616 - 137,623	157,172 - 160,300

Series: 0854 1550  
 2210

Locality Area: REST of US



# Special Pay Tables

Report Run On: January 06, 2016

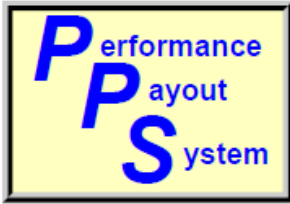
Page 259 of 296

PPS: RUS99AP01 OPM: 99AP PROFESSIONAL Path: ZP Effective:10-Jan-16  
 Prev. Yr Rate: 0.1416 Curr. Yr Rate: 0.1435 Loc. Diff: 1.00 Gen. Inc. 1.00 Issued:23-Dec-15

Band:	I	II	III	IV	V
Gs Range:	1-6	7-10	11-12	13-14	15-15
Interval					
01	0 - 0	50,536 - 57,953	68,054 - 77,532	84,443 - 104,567	117,376 - 133,028
02	40,797 - 45,910	57,954 - 71,394	77,533 - 91,246	104,568 - 119,661	133,029 - 144,767
03	45,911 - 53,034	71,395 - 80,354	91,247 - 100,389	119,662 - 129,723	144,768 - 152,593
04	53,035 - 54,625	80,355 - 82,765	100,390 - 103,401	129,724 - 133,615	152,594 - 157,171
05	54,626 - 56,264	82,766 - 85,248	103,402 - 106,503	133,616 - 137,623	157,172 - 160,300

Series: 0854 1550  
 2210

Locality Area: REST of US



# Special Pay Tables

Report Run On: January 06, 2016

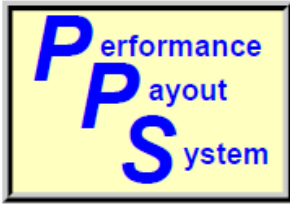
Page 260 of 296

PPS: RUS99AV01 OPM: 99AV PROFESSIONAL Path: ZP Effective:10-Jan-16  
 Prev. Yr Rate: 0.1416 Curr. Yr Rate: 0.1435 Loc. Diff: 1.00 Gen. Inc. 1.00 Issued:23-Dec-15

Band:	I	II	III	IV	V
Gs Range:	1-6	7-10	11-12	13-14	15-15
Interval					
01	0 - 0	50,536 - 57,953	68,054 - 77,532	84,443 - 104,567	117,376 - 133,028
02	40,797 - 45,910	57,954 - 71,394	77,533 - 91,246	104,568 - 119,661	133,029 - 144,767
03	45,911 - 53,034	71,395 - 80,354	91,247 - 100,389	119,662 - 129,723	144,768 - 152,593
04	53,035 - 54,625	80,355 - 82,765	100,390 - 103,401	129,724 - 133,615	152,594 - 157,171
05	54,626 - 56,264	82,766 - 85,248	103,402 - 106,503	133,616 - 137,623	157,172 - 160,300

Series: 0854 1550

Locality Area: REST of US



# Special Pay Tables

Report Run On: January 06, 2016

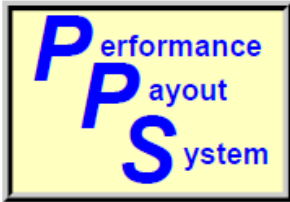
Page 261 of 296

PPS: RUSLEO OPM: LEO ADMINISTRATIVE Path: ZA Effective:10-Jan-16  
 Prev. Yr Rate: 0.1416 Curr. Yr Rate: 0.1435 Loc. Diff: 1.00 Gen. Inc. 1.00 Issued:23-Dec-15

Band:	I	II	III	IV	V
Gs Range:	1-6	7-10	11-12	13-14	15-15
Interval					
01	20,975 - 35,131	45,371 - 57,159	59,246 - 73,942	84,443 - 104,567	117,376 - 133,028
02	35,132 - 45,748	57,160 - 66,000	73,943 - 84,964	104,568 - 119,660	133,029 - 144,767
03	45,749 - 52,834	66,001 - 71,901	84,965 - 92,316	119,661 - 129,723	144,768 - 152,593
04	52,835 - 54,419	71,902 - 74,058	92,317 - 95,085	129,724 - 133,615	152,594 - 157,171
05	54,420 - 56,052	74,059 - 76,280	95,086 - 97,938	133,616 - 137,623	157,172 - 160,300

Series: 1811

Locality Area: REST of US



# Special Pay Tables

Report Run On: January 06, 2016

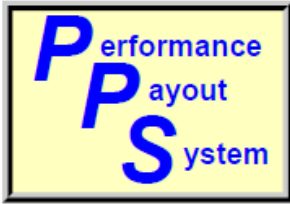
Page 262 of 296

PPS: SAC041401 OPM: 0414 PROFESSIONAL Path: ZP Effective:10-Jan-16  
 Prev. Yr Rate: 0.2220 Curr. Yr Rate: 0.2261 Loc. Diff: 1.00 Gen. Inc.1.00 Issued:23-Dec-15

Band:	I	II	III	IV	V
Gs Range:	1-6	7-10	11-12	13-14	15-15
Interval					
01	0 - 0	45,512 - 57,255	63,525 - 79,285	90,543 - 112,121	125,854 - 141,163
02	36,740 - 44,053	57,256 - 68,002	79,286 - 91,104	112,122 - 128,305	141,164 - 152,645
03	44,054 - 50,214	68,003 - 75,167	91,105 - 98,984	128,306 - 139,094	152,646 - 160,300
04	50,215 - 51,720	75,168 - 77,422	98,985 - 101,954	139,095 - 143,267	160,300 - 160,300
05	51,721 - 53,272	77,423 - 79,745	101,955 - 105,013	143,268 - 147,565	160,300 - 160,300

**Series:** 0801 0808  
 0810 0819  
 0830 0861  
 0871 0896

Locality Area: Sacramento-Roseville, CA-NV



# Special Pay Tables

Report Run On: January 06, 2016

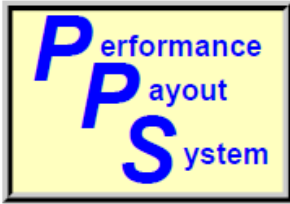
Page 263 of 296

PPS: SAC042201 OPM: 0422 PROFESSIONAL Path: ZP Effective:10-Jan-16  
 Prev. Yr Rate: 0.2220 Curr. Yr Rate: 0.2261 Loc. Diff: 1.00 Gen. Inc. 1.00 Issued:23-Dec-15

Band:	I	II	III	IV	V
Gs Range:	1-6	7-10	11-12	13-14	15-15
Interval					
01	0 - 0	45,512 - 57,255	63,525 - 79,285	90,543 - 112,121	125,854 - 141,163
02	36,740 - 44,053	57,256 - 68,002	79,286 - 91,104	112,122 - 128,305	141,164 - 152,645
03	44,054 - 50,214	68,003 - 75,167	91,105 - 98,984	128,306 - 139,094	152,646 - 160,300
04	50,215 - 51,720	75,168 - 77,422	98,985 - 101,954	139,095 - 143,267	160,300 - 160,300
05	51,721 - 53,272	77,423 - 79,745	101,955 - 105,013	143,268 - 147,565	160,300 - 160,300

Series: 0850 0855

Locality Area: Sacramento-Roseville, CA-NV



# Special Pay Tables

Report Run On: January 06, 2016

Page 264 of 296

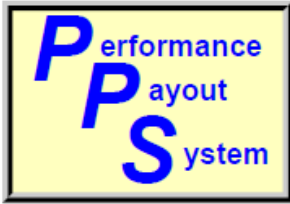
PPS: SAC999C01 OPM: 999C PROFESSIONAL Path: ZP Effective:10-Jan-16  
 Prev. Yr Rate: 0.2220 Curr. Yr Rate: 0.2261 Loc. Diff: 1.00 Gen. Inc. 1.00 Issued:23-Dec-15

Band:	I	II	III	IV	V
Gs Range:	1-6	7-10	11-12	13-14	15-15
Interval					
01	0 - 0	47,262 - 57,255	63,525 - 79,285	90,543 - 112,121	125,854 - 141,163
02	39,567 - 45,004	57,256 - 68,002	79,286 - 91,104	112,122 - 128,305	141,164 - 152,645
03	45,005 - 51,436	68,003 - 75,167	91,105 - 98,984	128,306 - 139,094	152,646 - 160,300
04	51,437 - 52,979	75,168 - 77,422	98,985 - 101,954	139,095 - 143,267	160,300 - 160,300
05	52,980 - 54,568	77,423 - 79,745	101,955 - 105,013	143,268 - 147,565	160,300 - 160,300

Series: 0854 1550  
 2210

Locality Area: Sacramento-Roseville, CA-NV





# Special Pay Tables

Report Run On: January 06, 2016

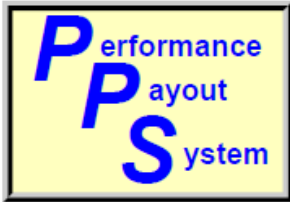
Page 265 of 296

PPS: SACLEO OPM: LEO ADMINISTRATIVE Path: ZA Effective:10-Jan-16  
 Prev. Yr Rate: 0.2220 Curr. Yr Rate: 0.2261 Loc. Diff: 1.00 Gen. Inc. 1.00 Issued:23-Dec-15

Band:	I	II	III	IV	V
Gs Range:	1-6	7-10	11-12	13-14	15-15
Interval					
01	22,490 - 37,670	48,648 - 61,288	63,525 - 79,281	90,543 - 112,119	125,854 - 141,162
02	37,671 - 49,055	61,289 - 70,768	79,282 - 91,098	112,120 - 128,301	141,163 - 152,643
03	49,056 - 56,651	70,769 - 77,095	91,099 - 98,984	128,302 - 139,094	152,644 - 160,300
04	56,652 - 58,351	77,096 - 79,408	98,985 - 101,954	139,095 - 143,267	160,300 - 160,300
05	58,352 - 60,102	79,409 - 81,790	101,955 - 105,013	143,268 - 147,565	160,300 - 160,300

Series: 1811

Locality Area: Sacramento-Roseville, CA-NV



# Special Pay Tables

Report Run On: January 06, 2016

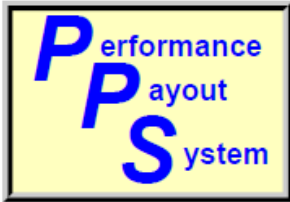
Page 266 of 296

PPS: SD041401 OPM: 0414 PROFESSIONAL Path: ZP Effective:10-Jan-16  
 Prev. Yr Rate: 0.2419 Curr. Yr Rate: 0.2473 Loc. Diff: 1.00 Gen. Inc. 1.00 Issued:23-Dec-15

Band:	I	II	III	IV	V
Gs Range:	1-6	7-10	11-12	13-14	15-15
Interval					
01	0 - 0	45,512 - 58,245	64,624 - 80,656	92,108 - 114,060	128,030 - 142,372
02	36,740 - 44,815	58,246 - 69,178	80,657 - 92,680	114,061 - 130,523	142,373 - 153,129
03	44,816 - 51,082	69,179 - 76,467	92,681 - 100,696	130,524 - 141,499	153,130 - 160,300
04	51,083 - 52,614	76,468 - 78,761	100,697 - 103,717	141,500 - 145,744	160,300 - 160,300
05	52,615 - 54,192	78,762 - 81,124	103,718 - 106,829	145,745 - 150,116	160,300 - 160,300

**Series:** 0801 0808  
 0810 0819  
 0830 0861  
 0871 0896

Locality Area: San Diego-Carlsbad, CA



# Special Pay Tables

Report Run On: January 06, 2016

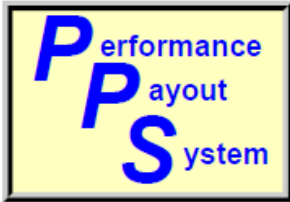
Page 267 of 296

PPS: SD042201 OPM: 0422 PROFESSIONAL Path: ZP Effective:10-Jan-16  
 Prev. Yr Rate: 0.2419 Curr. Yr Rate: 0.2473 Loc. Diff: 1.00 Gen. Inc.1.00 Issued:23-Dec-15

Band:	I	II	III	IV	V
Gs Range:	1-6	7-10	11-12	13-14	15-15
Interval					
01	0 - 0	45,512 - 58,245	64,624 - 80,656	92,108 - 114,060	128,030 - 142,372
02	36,740 - 44,815	58,246 - 69,178	80,657 - 92,680	114,061 - 130,523	142,373 - 153,129
03	44,816 - 51,082	69,179 - 76,467	92,681 - 100,696	130,524 - 141,499	153,130 - 160,300
04	51,083 - 52,614	76,468 - 78,761	100,697 - 103,717	141,500 - 145,744	160,300 - 160,300
05	52,615 - 54,192	78,762 - 81,124	103,718 - 106,829	145,745 - 150,116	160,300 - 160,300

Series: 0850 0855

Locality Area: San Diego-Carlsbad, CA



# Special Pay Tables

Report Run On: January 06, 2016

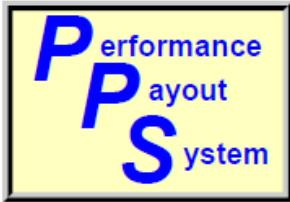
Page 268 of 296

PPS: SD983C03 OPM: 983C CLERICAL AND SUPPORT Path: ZS Effective:10-Jan-16  
 Prev. Yr Rate: 0.2419 Curr. Yr Rate: 0.2473 Loc. Diff: 1.00 Gen. Inc. 1.00 Issued:23-Dec-15

Band:	I	II	III	IV	V
Gs Range:	1-2	3-4	5-6	7-8	9-10
Interval					
01	22,879 - 27,101	34,608 - 35,588	38,719 - 44,520	47,962 - 53,827	54,385 - 63,659
02	27,102 - 30,268	35,589 - 41,229	44,521 - 51,472	53,828 - 61,447	63,660 - 71,344
03	30,269 - 32,379	41,230 - 44,989	51,473 - 56,107	61,448 - 66,527	71,345 - 76,467
04	32,380 - 33,350	44,990 - 46,339	56,108 - 57,790	66,528 - 68,523	76,468 - 78,761
05	33,351 - 34,351	46,340 - 47,729	57,791 - 59,524	68,524 - 70,579	78,762 - 81,124

Series: 0083

Locality Area: San Diego-Carlsbad, CA



# Special Pay Tables

Report Run On: January 06, 2016

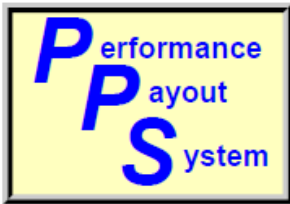
Page 269 of 296

PPS: SD999C01 OPM: 999C PROFESSIONAL Path: ZP Effective:10-Jan-16  
 Prev. Yr Rate: 0.2419 Curr. Yr Rate: 0.2473 Loc. Diff: 1.00 Gen. Inc. 1.00 Issued:23-Dec-15

Band:	I	II	III	IV	V
Gs Range:	1-6	7-10	11-12	13-14	15-15
Interval					
01	0 - 0	47,262 - 58,245	64,624 - 80,656	92,108 - 114,060	128,030 - 142,372
02	39,567 - 45,090	58,246 - 69,178	80,657 - 92,680	114,061 - 130,523	142,373 - 153,129
03	45,091 - 51,436	69,179 - 76,467	92,681 - 100,696	130,524 - 141,499	153,130 - 160,300
04	51,437 - 52,979	76,468 - 78,761	100,697 - 103,717	141,500 - 145,744	160,300 - 160,300
05	52,980 - 54,568	78,762 - 81,124	103,718 - 106,829	145,745 - 150,116	160,300 - 160,300

Series: 0854 1550  
 2210

Locality Area: San Diego-Carlsbad, CA



# Special Pay Tables

Report Run On: January 06, 2016

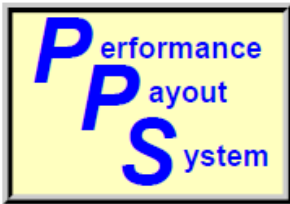
Page 270 of 296

PPS: SDLEO    OPM: LEO    ADMINISTRATIVE    Path: ZA    Effective:10-Jan-16  
 Prev. Yr Rate: 0.2419    Curr. Yr Rate: 0.2473    Loc. Diff: 1.00    Gen. Inc. 1.00    Issued:23-Dec-15

Band:	I	II	III	IV	V
Gs Range:	1-6	7-10	11-12	13-14	15-15
Interval					
01	22,879 - 38,323	49,489 - 62,349	64,624 - 80,656	92,108 - 114,056	128,030 - 142,370
02	38,324 - 49,906	62,350 - 71,994	80,657 - 92,680	114,057 - 130,517	142,371 - 153,125
03	49,907 - 57,630	71,995 - 78,428	92,681 - 100,696	130,518 - 141,499	153,126 - 160,300
04	57,631 - 59,359	78,429 - 80,781	100,697 - 103,717	141,500 - 145,744	160,300 - 160,300
05	59,360 - 61,140	80,782 - 83,204	103,718 - 106,829	145,745 - 150,116	160,300 - 160,300

Series: 1811

Locality Area: San Diego-Carlsbad, CA



# Special Pay Tables

Report Run On: January 06, 2016

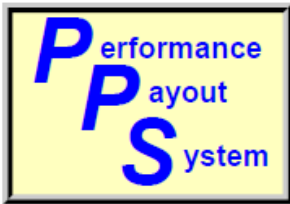
Page 271 of 296

PPS: SEA041401 OPM: 0414 PROFESSIONAL Path: ZP Effective:10-Jan-16  
 Prev. Yr Rate: 0.2181 Curr. Yr Rate: 0.2226 Loc. Diff: 1.00 Gen. Inc. 1.00 Issued:23-Dec-15

Band:	I	II	III	IV	V
Gs Range:	1-6	7-10	11-12	13-14	15-15
Interval					
01	0 - 0	45,512 - 57,091	63,344 - 79,059	90,284 - 111,801	125,495 - 140,964
02	36,740 - 43,927	57,092 - 67,808	79,060 - 90,845	111,802 - 127,939	140,965 - 152,566
03	43,928 - 50,070	67,809 - 74,953	90,846 - 98,702	127,940 - 138,697	152,567 - 160,300
04	50,071 - 51,572	74,954 - 77,202	98,703 - 101,663	138,698 - 142,858	160,300 - 160,300
05	51,573 - 53,119	77,203 - 79,518	101,664 - 104,713	142,859 - 147,144	160,300 - 160,300

**Series:** 0801 0808  
 0810 0819  
 0830 0861  
 0871 0896

Locality Area: Seattle-Tacoma, WA



# Special Pay Tables

Report Run On: January 06, 2016

Page 272 of 296

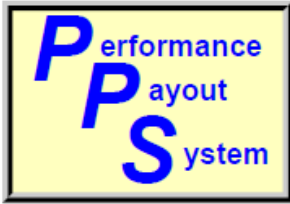
PPS: SEA042201 OPM: 0422 PROFESSIONAL Path: ZP Effective:10-Jan-16  
 Prev. Yr Rate: 0.2181 Curr. Yr Rate: 0.2226 Loc. Diff: 1.00 Gen. Inc. 1.00 Issued:23-Dec-15

Band:	I	II	III	IV	V
Gs Range:	1-6	7-10	11-12	13-14	15-15
Interval					
01	0 - 0	45,512 - 57,091	63,344 - 79,059	90,284 - 111,801	125,495 - 140,964
02	36,740 - 43,927	57,092 - 67,808	79,060 - 90,845	111,802 - 127,939	140,965 - 152,566
03	43,928 - 50,070	67,809 - 74,953	90,846 - 98,702	127,940 - 138,697	152,567 - 160,300
04	50,071 - 51,572	74,954 - 77,202	98,703 - 101,663	138,698 - 142,858	160,300 - 160,300
05	51,573 - 53,119	77,203 - 79,518	101,664 - 104,713	142,859 - 147,144	160,300 - 160,300

Series: 0850 0855

Locality Area: Seattle-Tacoma, WA





# Special Pay Tables

Report Run On: January 06, 2016

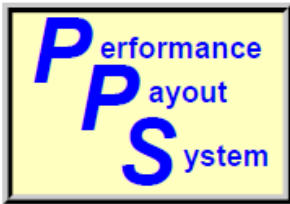
Page 273 of 296

PPS: SEA999C01 OPM: 999C PROFESSIONAL Path: ZP Effective:10-Jan-16  
 Prev. Yr Rate: 0.2181 Curr. Yr Rate: 0.2226 Loc. Diff: 1.00 Gen. Inc. 1.00 Issued:23-Dec-15

Band:	I	II	III	IV	V
Gs Range:	1-6	7-10	11-12	13-14	15-15
Interval					
01	0 - 0	47,262 - 57,091	63,344 - 79,059	90,284 - 111,801	125,495 - 140,964
02	39,567 - 44,989	57,092 - 67,808	79,060 - 90,845	111,802 - 127,939	140,965 - 152,566
03	44,990 - 51,436	67,809 - 74,953	90,846 - 98,702	127,940 - 138,697	152,567 - 160,300
04	51,437 - 52,979	74,954 - 77,202	98,703 - 101,663	138,698 - 142,858	160,300 - 160,300
05	52,980 - 54,568	77,203 - 79,518	101,664 - 104,713	142,859 - 147,144	160,300 - 160,300

Series: 0854 1550  
 2210

Locality Area: Seattle-Tacoma, WA



# Special Pay Tables

Report Run On: January 06, 2016

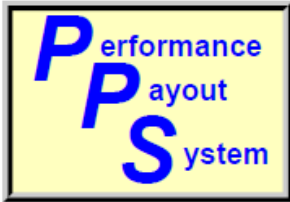
Page 274 of 296

PPS: SEALEO OPM: LEO ADMINISTRATIVE Path: ZA Effective:10-Jan-16  
 Prev. Yr Rate: 0.2181 Curr. Yr Rate: 0.2226 Loc. Diff: 1.00 Gen. Inc. 1.00 Issued:23-Dec-15

Band:	I	II	III	IV	V
Gs Range:	1-6	7-10	11-12	13-14	15-15
Interval					
01	22,426 - 37,562	48,509 - 61,113	63,344 - 79,056	90,284 - 111,800	125,495 - 140,963
02	37,563 - 48,914	61,114 - 70,566	79,057 - 90,840	111,801 - 127,937	140,964 - 152,564
03	48,915 - 56,489	70,567 - 76,875	90,841 - 98,702	127,938 - 138,697	152,565 - 160,300
04	56,490 - 58,184	76,876 - 79,181	98,703 - 101,663	138,698 - 142,858	160,300 - 160,300
05	58,185 - 59,930	79,182 - 81,556	101,664 - 104,713	142,859 - 147,144	160,300 - 160,300

Series: 1811

Locality Area: Seattle-Tacoma, WA



# Special Pay Tables

Report Run On: January 06, 2016

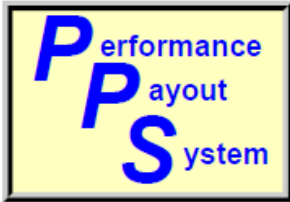
Page 275 of 296

PPS: SF041401 OPM: 0414 PROFESSIONAL Path: ZP Effective:10-Jan-16  
 Prev. Yr Rate: 0.3515 Curr. Yr Rate: 0.3575 Loc. Diff: 1.00 Gen. Inc. 1.00 Issued:23-Dec-15

Band:	I	II	III	IV	V
Gs Range:	1-6	7-10	11-12	13-14	15-15
Interval					
01	36,740 - 38,543	47,525 - 63,391	70,333 - 87,781	100,246 - 124,137	139,342 - 148,657
02	38,544 - 48,774	63,392 - 75,290	87,782 - 100,868	124,138 - 142,055	148,658 - 155,643
03	48,775 - 55,595	75,291 - 83,223	100,869 - 109,592	142,056 - 154,000	155,644 - 160,300
04	55,596 - 57,263	83,224 - 85,720	109,593 - 112,880	154,001 - 158,620	160,300 - 160,300
05	57,264 - 58,981	85,721 - 88,292	112,881 - 116,266	158,621 - 160,300	160,300 - 160,300

**Series:** 0801 0808  
 0810 0819  
 0830 0861  
 0871 0896

Locality Area: San Jose-San Francisco-Oakland, CA



# Special Pay Tables

Report Run On: January 06, 2016

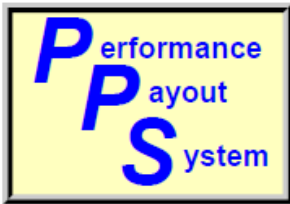
Page 276 of 296

PPS: SF042201 OPM: 0422 PROFESSIONAL Path: ZP Effective:10-Jan-16  
 Prev. Yr Rate: 0.3515 Curr. Yr Rate: 0.3575 Loc. Diff: 1.00 Gen. Inc. 1.00 Issued:23-Dec-15

Band:	I	II	III	IV	V
Gs Range:	1-6	7-10	11-12	13-14	15-15
Interval					
01	36,740 - 38,543	47,525 - 63,391	70,333 - 87,781	100,246 - 124,137	139,342 - 148,657
02	38,544 - 48,774	63,392 - 75,290	87,782 - 100,868	124,138 - 142,055	148,658 - 155,643
03	48,775 - 55,595	75,291 - 83,223	100,869 - 109,592	142,056 - 154,000	155,644 - 160,300
04	55,596 - 57,263	83,224 - 85,720	109,593 - 112,880	154,001 - 158,620	160,300 - 160,300
05	57,264 - 58,981	85,721 - 88,292	112,881 - 116,266	158,621 - 160,300	160,300 - 160,300

Series: 0850 0855

Locality Area: San Jose-San Francisco-Oakland, CA



# Special Pay Tables

Report Run On: January 06, 2016

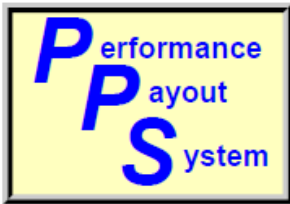
Page 277 of 296

PPS: SF999F01 OPM: 999F PROFESSIONAL Path: ZP Effective:10-Jan-16  
 Prev. Yr Rate: 0.3515 Curr. Yr Rate: 0.3575 Loc. Diff: 1.00 Gen. Inc. 1.00 Issued:23-Dec-15

Band:	I	II	III	IV	V
Gs Range:	1-6	7-10	11-12	13-14	15-15
Interval					
01	0 - 0	50,413 - 63,391	70,333 - 87,781	100,246 - 124,137	139,342 - 148,657
02	42,110 - 48,774	63,392 - 75,290	87,782 - 100,868	124,138 - 142,055	148,658 - 155,643
03	48,775 - 55,595	75,291 - 83,223	100,869 - 109,592	142,056 - 154,000	155,644 - 160,300
04	55,596 - 57,263	83,224 - 85,720	109,593 - 112,880	154,001 - 158,620	160,300 - 160,300
05	57,264 - 58,981	85,721 - 88,292	112,881 - 116,266	158,621 - 160,300	160,300 - 160,300

Series: 0854 1550  
 2210

Locality Area: San Jose-San Francisco-Oakland, CA



# Special Pay Tables

Report Run On: January 06, 2016

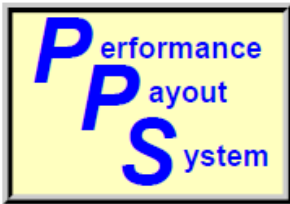
Page 278 of 296

PPS: SFLEO    OPM: LEO    ADMINISTRATIVE    Path: ZA    Effective:10-Jan-16  
 Prev. Yr Rate: 0.3515    Curr. Yr Rate: 0.3575    Loc. Diff: 1.00    Gen. Inc. 1.00    Issued:23-Dec-15

Band:	I	II	III	IV	V
Gs Range:	1-6	7-10	11-12	13-14	15-15
Interval					
01	24,901 - 41,709	53,862 - 67,858	70,333 - 87,781	100,246 - 124,134	139,342 - 148,654
02	41,710 - 54,315	67,859 - 78,355	87,782 - 100,867	124,135 - 142,050	148,655 - 155,638
03	54,316 - 62,722	78,356 - 85,357	100,868 - 109,592	142,051 - 154,000	155,639 - 160,300
04	62,723 - 64,604	85,358 - 87,918	109,593 - 112,880	154,001 - 158,620	160,300 - 160,300
05	64,605 - 66,542	87,919 - 90,556	112,881 - 116,266	158,621 - 160,300	160,300 - 160,300

Series: 1811

Locality Area: San Jose-San Francisco-Oakland, CA



# Special Pay Tables

Report Run On: January 06, 2016

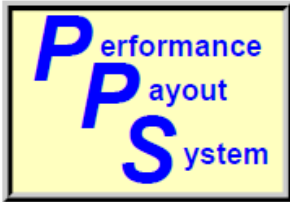
Page 279 of 296

PPS: SL030501 OPM: 0305 PROFESSIONAL Path: ZP Effective:10-Jan-16  
 Prev. Yr Rate: Curr. Yr Rate: 0.1449 Loc. Diff: 0.0 Gen. Inc. 1.00 Issued:23-Dec-15

Band:	I	II	III	IV	V
Gs Range:	1-6	7-10	11-12	13-14	15-15
Interval					
01	0 - 0	40,082 - 53,463	59,318 - 74,034	84,546 - 104,695	117,519 - 133,191
02	32,972 - 41,135	53,464 - 63,499	74,035 - 85,071	104,696 - 119,807	133,192 - 144,944
03	41,136 - 46,888	63,500 - 70,189	85,072 - 92,429	119,808 - 129,882	144,945 - 152,780
04	46,889 - 48,295	70,190 - 72,295	92,430 - 95,202	129,883 - 133,778	152,781 - 157,363
05	48,296 - 49,744	72,296 - 74,464	95,203 - 98,058	133,779 - 137,791	157,364 - 160,300

Series: 0690

Locality Area: St. Louis-St. Charles-Farmington, MO-IL



# Special Pay Tables

Report Run On: January 06, 2016

Page 280 of 296

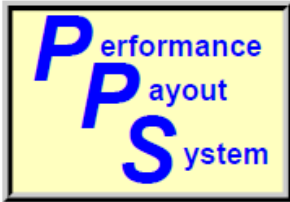
PPS: SL041401 OPM: 0414 PROFESSIONAL Path: ZP Effective:10-Jan-16  
 Prev. Yr Rate: Curr. Yr Rate: 0.1449 Loc. Diff: 0.0 Gen. Inc. 1.00 Issued:23-Dec-15

Band:	I	II	III	IV	V
Gs Range:	1-6	7-10	11-12	13-14	15-15
Interval					
01	0 - 0	45,512 - 53,463	59,318 - 74,034	84,546 - 104,695	117,519 - 133,191
02	36,740 - 41,135	53,464 - 63,499	74,035 - 85,071	104,696 - 119,807	133,192 - 144,944
03	41,136 - 46,888	63,500 - 70,189	85,072 - 92,429	119,808 - 129,882	144,945 - 152,780
04	46,889 - 48,295	70,190 - 72,295	92,430 - 95,202	129,883 - 133,778	152,781 - 157,363
05	48,296 - 49,744	72,296 - 74,464	95,203 - 98,058	133,779 - 137,791	157,364 - 160,300

Series: 0801 0808  
 0810 0819  
 0830 0861  
 0871 0896

Locality Area: St. Louis-St. Charles-Farmington, MO-IL





# Special Pay Tables

Report Run On: January 06, 2016

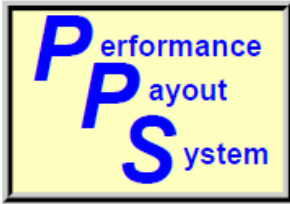
Page 281 of 296

PPS: SL042201 OPM: 0422 PROFESSIONAL Path: ZP Effective:10-Jan-16  
 Prev. Yr Rate: Curr. Yr Rate: 0.1449 Loc. Diff: 0.0 Gen. Inc. 1.00 Issued:23-Dec-15

Band:	I	II	III	IV	V
Gs Range:	1-6	7-10	11-12	13-14	15-15
Interval					
01	0 - 0	45,512 - 53,463	60,446 - 74,034	84,546 - 104,695	117,519 - 133,191
02	36,740 - 41,135	53,464 - 63,499	74,035 - 85,071	104,696 - 119,807	133,192 - 144,944
03	41,136 - 46,888	63,500 - 70,189	85,072 - 92,429	119,808 - 129,882	144,945 - 152,780
04	46,889 - 48,295	70,190 - 72,295	92,430 - 95,202	129,883 - 133,778	152,781 - 157,363
05	48,296 - 49,744	72,296 - 74,464	95,203 - 98,058	133,779 - 137,791	157,364 - 160,300

Series: 0850 0855

Locality Area: St. Louis-St. Charles-Farmington, MO-IL



# Special Pay Tables

Report Run On: January 06, 2016

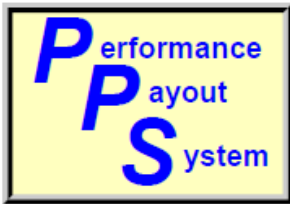
Page 282 of 296

PPS: SL999B01 OPM: 999B PROFESSIONAL Path: ZP Effective:10-Jan-16  
 Prev. Yr Rate: Curr. Yr Rate: 0.1449 Loc. Diff: 0.0 Gen. Inc. 1.00 Issued:23-Dec-15

Band:	I	II	III	IV	V
Gs Range:	1-6	7-10	11-12	13-14	15-15
Interval					
01	0 - 0	46,562 - 54,430	61,137 - 74,034	84,546 - 104,695	117,519 - 133,191
02	39,002 - 44,101	54,431 - 65,192	74,035 - 85,071	104,696 - 119,807	133,192 - 144,944
03	44,102 - 50,701	65,193 - 72,366	85,072 - 92,429	119,808 - 129,882	144,945 - 152,780
04	50,702 - 52,222	72,367 - 74,537	92,430 - 95,202	129,883 - 133,778	152,781 - 157,363
05	52,223 - 53,789	74,538 - 76,773	95,203 - 98,058	133,779 - 137,791	157,364 - 160,300

Series: 0854 1550  
 2210

Locality Area: St. Louis-St. Charles-Farmington, MO-IL



# Special Pay Tables

Report Run On: January 06, 2016

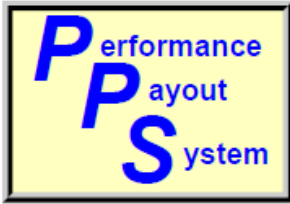
Page 283 of 296

PPS: SL999C01 OPM: 999C PROFESSIONAL Path: ZP Effective:10-Jan-16  
 Prev. Yr Rate: Curr. Yr Rate: 0.1449 Loc. Diff: 0.0 Gen. Inc. 1.00 Issued:23-Dec-15

Band:	I	II	III	IV	V
Gs Range:	1-6	7-10	11-12	13-14	15-15
Interval					
01	0 - 0	47,262 - 54,430	62,173 - 74,034	84,546 - 104,695	117,519 - 133,191
02	39,567 - 44,673	54,431 - 65,192	74,035 - 85,071	104,696 - 119,807	133,192 - 144,944
03	44,674 - 51,436	65,193 - 72,366	85,072 - 92,429	119,808 - 129,882	144,945 - 152,780
04	51,437 - 52,979	72,367 - 74,537	92,430 - 95,202	129,883 - 133,778	152,781 - 157,363
05	52,980 - 54,568	74,538 - 76,773	95,203 - 98,058	133,779 - 137,791	157,364 - 160,300

Series: 0854 1550  
 2210

Locality Area: St. Louis-St. Charles-Farmington, MO-IL



# Special Pay Tables

Report Run On: January 06, 2016

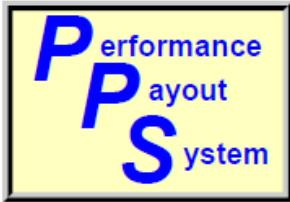
Page 284 of 296

PPS: SL999D01 OPM: 999D PROFESSIONAL Path: ZP Effective:10-Jan-16  
 Prev. Yr Rate: Curr. Yr Rate: 0.1449 Loc. Diff: 0.0 Gen. Inc. 1.00 Issued:23-Dec-15

Band:	I	II	III	IV	V
Gs Range:	1-6	7-10	11-12	13-14	15-15
Interval					
01	0 - 0	48,312 - 55,173	63,728 - 74,034	84,546 - 104,695	117,519 - 133,191
02	40,415 - 45,530	55,174 - 66,491	74,035 - 85,071	104,696 - 119,807	133,192 - 144,944
03	45,531 - 52,538	66,492 - 74,036	85,072 - 92,429	119,808 - 129,882	144,945 - 152,780
04	52,539 - 54,114	74,037 - 76,257	92,430 - 95,202	129,883 - 133,778	152,781 - 157,363
05	54,115 - 55,737	76,258 - 78,545	95,203 - 98,058	133,779 - 137,791	157,364 - 160,300

Series: 0854 1550  
 2210

Locality Area: St. Louis-St. Charles-Farmington, MO-IL



# Special Pay Tables

Report Run On: January 06, 2016

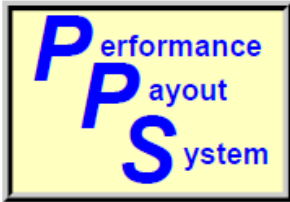
Page 285 of 296

PPS: SL999E01 OPM: 999E PROFESSIONAL Path: ZP Effective:10-Jan-16  
 Prev. Yr Rate: Curr. Yr Rate: 0.1449 Loc. Diff: 0.0 Gen. Inc. 1.00 Issued:23-Dec-15

Band:	I	II	III	IV	V
Gs Range:	1-6	7-10	11-12	13-14	15-15
Interval					
01	0 - 0	49,013 - 55,667	59,318 - 74,034	84,546 - 104,695	117,519 - 133,191
02	40,980 - 46,101	55,668 - 67,356	74,035 - 85,071	104,696 - 119,807	133,192 - 144,944
03	46,102 - 53,273	67,357 - 75,149	85,072 - 92,429	119,808 - 129,882	144,945 - 152,780
04	53,274 - 54,871	75,150 - 77,403	92,430 - 95,202	129,883 - 133,778	152,781 - 157,363
05	54,872 - 56,517	77,404 - 79,725	95,203 - 98,058	133,779 - 137,791	157,364 - 160,300

Series: 0854 1550  
 2210

Locality Area: St. Louis-St. Charles-Farmington, MO-IL



# Special Pay Tables

Report Run On: January 06, 2016

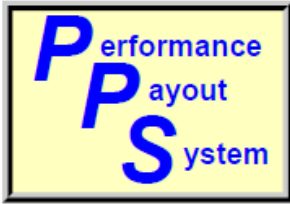
Page 286 of 296

PPS: SL999F01 OPM: 999F PROFESSIONAL Path: ZP Effective:10-Jan-16  
 Prev. Yr Rate: Curr. Yr Rate: 0.1449 Loc. Diff: 0.0 Gen. Inc. 1.00 Issued:23-Dec-15

Band:	I	II	III	IV	V
Gs Range:	1-6	7-10	11-12	13-14	15-15
Interval					
01	0 - 0	50,413 - 56,657	59,318 - 74,034	84,546 - 104,695	117,519 - 133,191
02	42,110 - 47,245	56,658 - 69,088	74,035 - 85,071	104,696 - 119,807	133,192 - 144,944
03	47,246 - 54,743	69,089 - 77,376	85,072 - 92,429	119,808 - 129,882	144,945 - 152,780
04	54,744 - 56,385	77,377 - 79,697	92,430 - 95,202	129,883 - 133,778	152,781 - 157,363
05	56,386 - 58,077	79,698 - 82,088	95,203 - 98,058	133,779 - 137,791	157,364 - 160,300

Series: 0854 1550  
 2210

Locality Area: St. Louis-St. Charles-Farmington, MO-IL



# Special Pay Tables

Report Run On: January 06, 2016

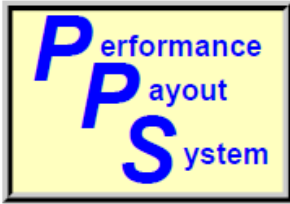
Page 287 of 296

PPS: SLLEO    OPM: LEO    ADMINISTRATIVE    Path: ZA    Effective:10-Jan-16  
 Prev. Yr Rate:    Curr. Yr Rate: 0.1449    Loc. Diff: 0.0    Gen. Inc. 1.00    Issued:23-Dec-15

Band:	I	II	III	IV	V
Gs Range:	1-6	7-10	11-12	13-14	15-15
Interval					
01	21,001 - 35,177	45,426 - 57,230	59,318 - 74,034	84,546 - 104,694	117,519 - 133,187
02	35,178 - 45,809	57,231 - 66,083	74,035 - 85,071	104,695 - 119,805	133,188 - 144,938
03	45,810 - 52,899	66,084 - 71,989	85,072 - 92,429	119,806 - 129,882	144,939 - 152,780
04	52,900 - 54,486	71,990 - 74,149	92,430 - 95,202	129,883 - 133,778	152,781 - 157,363
05	54,487 - 56,121	74,150 - 76,373	95,203 - 98,058	133,779 - 137,791	157,364 - 160,300

Series: 1811

Locality Area: St. Louis-St. Charles-Farmington, MO-IL



# Special Pay Tables

Report Run On: January 06, 2016

Page 288 of 296

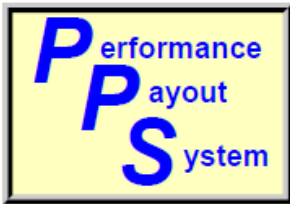
PPS: TU030501 OPM: 0305 PROFESSIONAL Path: ZP Effective:10-Jan-16  
 Prev. Yr Rate: Curr. Yr Rate: 0.1451 Loc. Diff: 0.0 Gen. Inc. 1.00 Issued:23-Dec-15

Band:	I	II	III	IV	V
Gs Range:	1-6	7-10	11-12	13-14	15-15
Interval					
01	0 - 0	40,089 - 53,473	59,329 - 74,047	84,561 - 104,714	117,540 - 133,214
02	32,972 - 41,142	53,474 - 63,510	74,048 - 85,086	104,715 - 119,829	133,215 - 144,970
03	41,143 - 46,896	63,511 - 70,202	85,087 - 92,445	119,830 - 129,905	144,971 - 152,807
04	46,897 - 48,303	70,203 - 72,308	92,446 - 95,218	129,906 - 133,802	152,808 - 157,391
05	48,304 - 49,752	72,309 - 74,477	95,219 - 98,075	133,803 - 137,816	157,392 - 160,300

Series: 0690

Locality Area: Tucson-Nogales, AZ





# Special Pay Tables

Report Run On: January 06, 2016

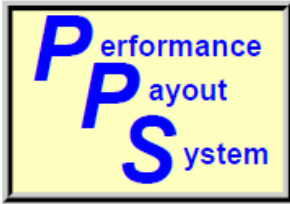
Page 289 of 296

PPS: TU041401 OPM: 0414 PROFESSIONAL Path: ZP Effective:10-Jan-16  
 Prev. Yr Rate: Curr. Yr Rate: 0.1451 Loc. Diff: 0.0 Gen. Inc. 1.00 Issued:23-Dec-15

Band:	I	II	III	IV	V
Gs Range:	1-6	7-10	11-12	13-14	15-15
Interval					
01	0 - 0	45,512 - 53,473	59,329 - 74,047	84,561 - 104,714	117,540 - 133,214
02	36,740 - 41,142	53,474 - 63,510	74,048 - 85,086	104,715 - 119,829	133,215 - 144,970
03	41,143 - 46,896	63,511 - 70,202	85,087 - 92,445	119,830 - 129,905	144,971 - 152,807
04	46,897 - 48,303	70,203 - 72,308	92,446 - 95,218	129,906 - 133,802	152,808 - 157,391
05	48,304 - 49,752	72,309 - 74,477	95,219 - 98,075	133,803 - 137,816	157,392 - 160,300

Series: 0801 0808  
 0810 0819  
 0830 0861  
 0871 0896

Locality Area: Tucson-Nogales, AZ



# Special Pay Tables

Report Run On: January 06, 2016

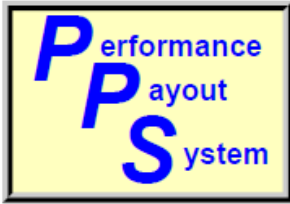
Page 290 of 296

PPS: TU042201 OPM: 0422 PROFESSIONAL Path: ZP Effective:10-Jan-16  
 Prev. Yr Rate: Curr. Yr Rate: 0.1451 Loc. Diff: 0.0 Gen. Inc. 1.00 Issued:23-Dec-15

Band:	I	II	III	IV	V
Gs Range:	1-6	7-10	11-12	13-14	15-15
Interval					
01	0 - 0	45,512 - 53,473	60,446 - 74,047	84,561 - 104,714	117,540 - 133,214
02	36,740 - 41,142	53,474 - 63,510	74,048 - 85,086	104,715 - 119,829	133,215 - 144,970
03	41,143 - 46,896	63,511 - 70,202	85,087 - 92,445	119,830 - 129,905	144,971 - 152,807
04	46,897 - 48,303	70,203 - 72,308	92,446 - 95,218	129,906 - 133,802	152,808 - 157,391
05	48,304 - 49,752	72,309 - 74,477	95,219 - 98,075	133,803 - 137,816	157,392 - 160,300

Series: 0850 0855

Locality Area: Tucson-Nogales, AZ



# Special Pay Tables

Report Run On: January 06, 2016

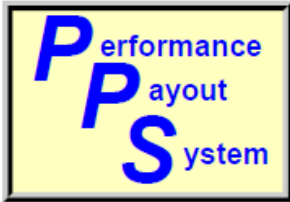
Page 291 of 296

PPS: TU999B01 OPM: 999B PROFESSIONAL Path: ZP Effective:10-Jan-16  
 Prev. Yr Rate: Curr. Yr Rate: 0.1451 Loc. Diff: 0.0 Gen. Inc. 1.00 Issued:23-Dec-15

Band:	I	II	III	IV	V
Gs Range:	1-6	7-10	11-12	13-14	15-15
Interval					
01	0 - 0	46,562 - 54,434	61,137 - 74,047	84,561 - 104,714	117,540 - 133,214
02	39,002 - 44,102	54,435 - 65,193	74,048 - 85,086	104,715 - 119,829	133,215 - 144,970
03	44,103 - 50,701	65,194 - 72,366	85,087 - 92,445	119,830 - 129,905	144,971 - 152,807
04	50,702 - 52,222	72,367 - 74,537	92,446 - 95,218	129,906 - 133,802	152,808 - 157,391
05	52,223 - 53,789	74,538 - 76,773	95,219 - 98,075	133,803 - 137,816	157,392 - 160,300

Series: 0854 1550  
 2210

Locality Area: Tucson-Nogales, AZ



# Special Pay Tables

Report Run On: January 06, 2016

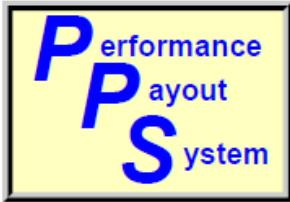
Page 292 of 296

PPS: TU999C01 OPM: 999C PROFESSIONAL Path: ZP Effective:10-Jan-16  
 Prev. Yr Rate: Curr. Yr Rate: 0.1451 Loc. Diff: 0.0 Gen. Inc. 1.00 Issued:23-Dec-15

Band:	I	II	III	IV	V
Gs Range:	1-6	7-10	11-12	13-14	15-15
Interval					
01	0 - 0	47,262 - 54,434	62,173 - 74,047	84,561 - 104,714	117,540 - 133,214
02	39,567 - 44,674	54,435 - 65,193	74,048 - 85,086	104,715 - 119,829	133,215 - 144,970
03	44,675 - 51,436	65,194 - 72,366	85,087 - 92,445	119,830 - 129,905	144,971 - 152,807
04	51,437 - 52,979	72,367 - 74,537	92,446 - 95,218	129,906 - 133,802	152,808 - 157,391
05	52,980 - 54,568	74,538 - 76,773	95,219 - 98,075	133,803 - 137,816	157,392 - 160,300

Series: 0854 1550  
 2210

Locality Area: Tucson-Nogales, AZ



# Special Pay Tables

Report Run On: January 06, 2016

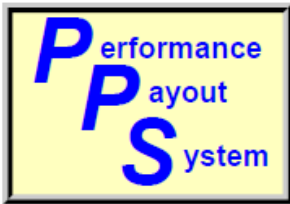
Page 293 of 296

PPS: TU999D01 OPM: 999D PROFESSIONAL Path: ZP Effective:10-Jan-16  
 Prev. Yr Rate: Curr. Yr Rate: 0.1451 Loc. Diff: 0.0 Gen. Inc. 1.00 Issued:23-Dec-15

Band:	I	II	III	IV	V
Gs Range:	1-6	7-10	11-12	13-14	15-15
Interval					
01	0 - 0	48,312 - 55,177	63,728 - 74,047	84,561 - 104,714	117,540 - 133,214
02	40,415 - 45,531	55,178 - 66,492	74,048 - 85,086	104,715 - 119,829	133,215 - 144,970
03	45,532 - 52,538	66,493 - 74,036	85,087 - 92,445	119,830 - 129,905	144,971 - 152,807
04	52,539 - 54,114	74,037 - 76,257	92,446 - 95,218	129,906 - 133,802	152,808 - 157,391
05	54,115 - 55,737	76,258 - 78,545	95,219 - 98,075	133,803 - 137,816	157,392 - 160,300

Series: 0854 1550  
 2210

Locality Area: Tucson-Nogales, AZ



# Special Pay Tables

Report Run On: January 06, 2016

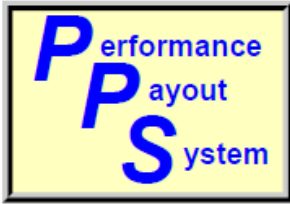
Page 294 of 296

PPS: TU999E01 OPM: 999E PROFESSIONAL Path: ZP Effective:10-Jan-16  
 Prev. Yr Rate: Curr. Yr Rate: 0.1451 Loc. Diff: 0.0 Gen. Inc. 1.00 Issued:23-Dec-15

Band:	I	II	III	IV	V
Gs Range:	1-6	7-10	11-12	13-14	15-15
Interval					
01	0 - 0	49,013 - 55,671	59,329 - 74,047	84,561 - 104,714	117,540 - 133,214
02	40,980 - 46,102	55,672 - 67,358	74,048 - 85,086	104,715 - 119,829	133,215 - 144,970
03	46,103 - 53,273	67,359 - 75,149	85,087 - 92,445	119,830 - 129,905	144,971 - 152,807
04	53,274 - 54,871	75,150 - 77,403	92,446 - 95,218	129,906 - 133,802	152,808 - 157,391
05	54,872 - 56,517	77,404 - 79,725	95,219 - 98,075	133,803 - 137,816	157,392 - 160,300

Series: 0854 1550  
 2210

Locality Area: Tucson-Nogales, AZ



# Special Pay Tables

Report Run On: January 06, 2016

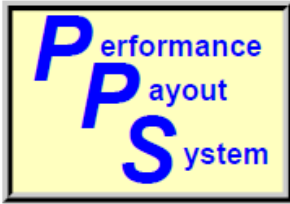
Page 295 of 296

PPS: TU999F01 OPM: 999F PROFESSIONAL Path: ZP Effective:10-Jan-16  
 Prev. Yr Rate: Curr. Yr Rate: 0.1451 Loc. Diff: 0.0 Gen. Inc. 1.00 Issued:23-Dec-15

Band:	I	II	III	IV	V
Gs Range:	1-6	7-10	11-12	13-14	15-15
Interval					
01	0 - 0	50,413 - 56,661	59,329 - 74,047	84,561 - 104,714	117,540 - 133,214
02	42,110 - 47,246	56,662 - 69,090	74,048 - 85,086	104,715 - 119,829	133,215 - 144,970
03	47,247 - 54,743	69,091 - 77,376	85,087 - 92,445	119,830 - 129,905	144,971 - 152,807
04	54,744 - 56,385	77,377 - 79,697	92,446 - 95,218	129,906 - 133,802	152,808 - 157,391
05	56,386 - 58,077	79,698 - 82,088	95,219 - 98,075	133,803 - 137,816	157,392 - 160,300

Series: 0854 1550  
 2210

Locality Area: Tucson-Nogales, AZ



# Special Pay Tables

Report Run On: January 06, 2016

Page 296 of 296

PPS: TULEO    OPM: LEO    ADMINISTRATIVE    Path: ZA    Effective:10-Jan-16  
 Prev. Yr Rate:    Curr. Yr Rate: 0.1451    Loc. Diff: 0.0    Gen. Inc. 1.00    Issued:23-Dec-15

Band:	I	II	III	IV	V
Gs Range:	1-6	7-10	11-12	13-14	15-15
Interval					
01	21,005 - 35,181	45,434 - 57,242	59,329 - 74,045	84,561 - 104,713	117,540 - 133,212
02	35,182 - 45,813	57,243 - 66,098	74,046 - 85,082	104,714 - 119,827	133,213 - 144,966
03	45,814 - 52,908	66,099 - 72,002	85,083 - 92,445	119,828 - 129,905	144,967 - 152,807
04	52,909 - 54,495	72,003 - 74,162	92,446 - 95,218	129,906 - 133,802	152,808 - 157,391
05	54,496 - 56,130	74,163 - 76,387	95,219 - 98,075	133,803 - 137,816	157,392 - 160,300

Series: 1811

Locality Area: Tucson-Nogales, AZ